



GUJCOT TRADE ASSOCIATION

MONTHLY PRESSING REPORT Dec-2020

Dear All Cotton Friends,

Gujcot has collected pressing figures from all ginners and compiled data to serve whole trade. In this mission we get valuable support from many of our trade personalities. We Gujcot team is very thankful to all helping hands, who worked directly or indirectly, with their valuable support, we are able to put real time pressing figures. We thank all Gujarat Ginners for their cooperating with Gujcot team to share their pressing figures. We hope the whole Textile value Chain will be benefitted by these data and will help us in future to achieve our goal to serve our cotton trade.

Report Sponsors:

Click on Sponsor's Logo to visit Sponsor's Website



Dharmdeep Commodities Pvt. Ltd.



GUJCOT TRADE ASSOCIATION

MONTHLY PRESSING REPORT Dec-2020

Summary

- During the month of December Gujarat has pressed 19,49,139 Bales (S-6 19,49,139 Bales, V-797 Zero Bales), which is equivalent to total 18,57,415 Bales of 170 Kgs. (Shankar 18,57,415 Bales, V-797 Zero Bales).
- Cumulative Pressing in running bales till 31st December is 39,04,375 Running Bales of Shankar 6 and 600 Running bales of V-797, Total Pressing 39,04,975 Bales. So, the statistical bales of 170 Kg. is 37,20,640 Bales of Shankar 6 and 572 Bales of V-797.
- Average pressing per day was 62,875 Running Bales and 59,917 Bales 170 Kg. for 31 days.
- During the month of December Total active ginning factories were 611 (Saurashtra 381, North Gujarat 187, Main Line 32 and Kutch 11).



GUJCOT TRADE ASSOCIATION

MONTHLY PRESSING REPORT

Dec-2020

Gujcot Trade Association

Gujarat Pressing Summary 31-Dec-2020

2020-21	CUMULATIVE PRESSING (IN 170 Kgs)					
	Dec-19	Nov-20	Dec-20	M/M Change (In Bales)	Y/Y Change (In Bales)	Y/Y Change (In %)
Shankar 6						
Saurashtra	21,16,622	10,33,151	20,54,822	10,21,671	-61,800	-2.92%
North Gujarat	9,19,059	6,74,505	13,35,032	6,60,527	4,15,973	45.26%
Main Line	1,95,401	1,09,207	2,36,854	1,27,646	41,453	21.21%
Kutch	1,34,408	46,362	93,931	47,570	-40,476	-30.11%
Total	33,65,490	18,63,225	37,20,640	18,57,415	3,55,150	10.55%
V-797		572	572		572	
Total	33,65,490	18,63,797	37,21,211	18,57,415	3,55,722	10.57%
Remark : Daily Pressing Average 62,875 RB - 59,917 170 Kg Bales						

Pressing in Running Bales

Zone	As On 31-Dec-2020 (Cumulative)			During Dec 2020 (Monthly)		
	Shankar-6	V 797	Total	Shankar-6	V 797	Total
Saurashtra	21,56,295		21,56,295	10,72,124		10,72,124
North Gujarat	14,00,960	600	14,01,560	6,93,146		6,93,146
Main Line	2,48,550		2,48,550	1,33,950		1,33,950
Kutch	98,570		98,570	49,919		49,919
Total	39,04,375	600	39,04,975	19,49,139		19,49,139

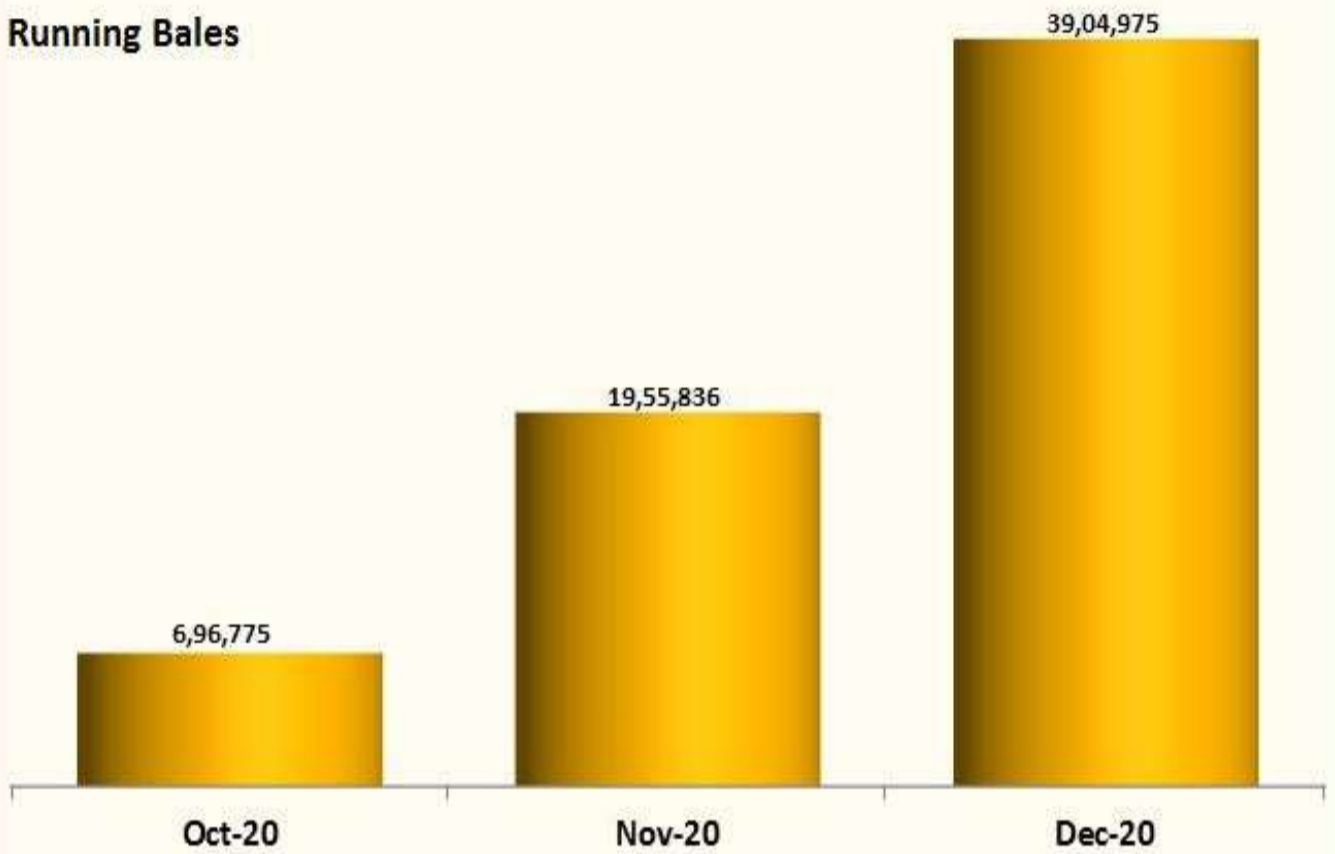


GUJCOT TRADE ASSOCIATION

MONTHLY PRESSING REPORT Dec-2020

Gujarat Cumulative Cotton Pressing

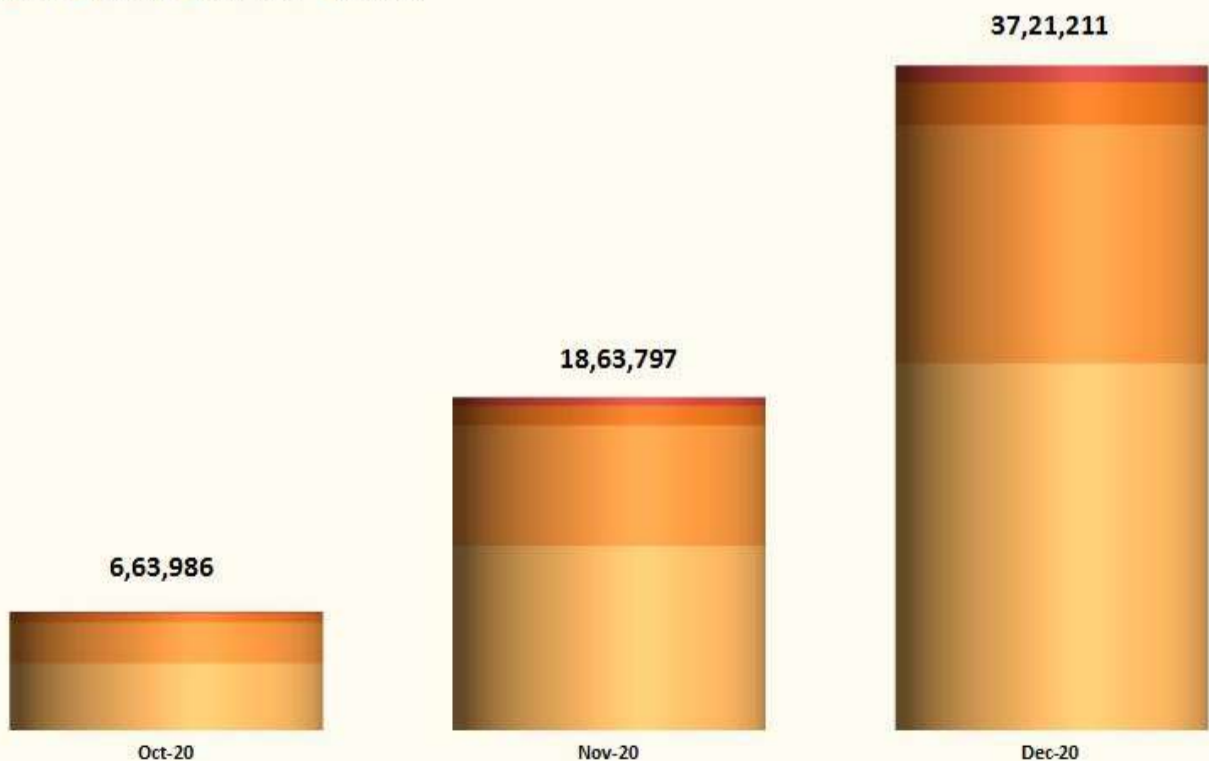
Running Bales



Gujarat Cumulative Pressing

In 170 Kg Bales

■ Kutch ■ Main Line ■ North Gujarat ■ Saurashtra

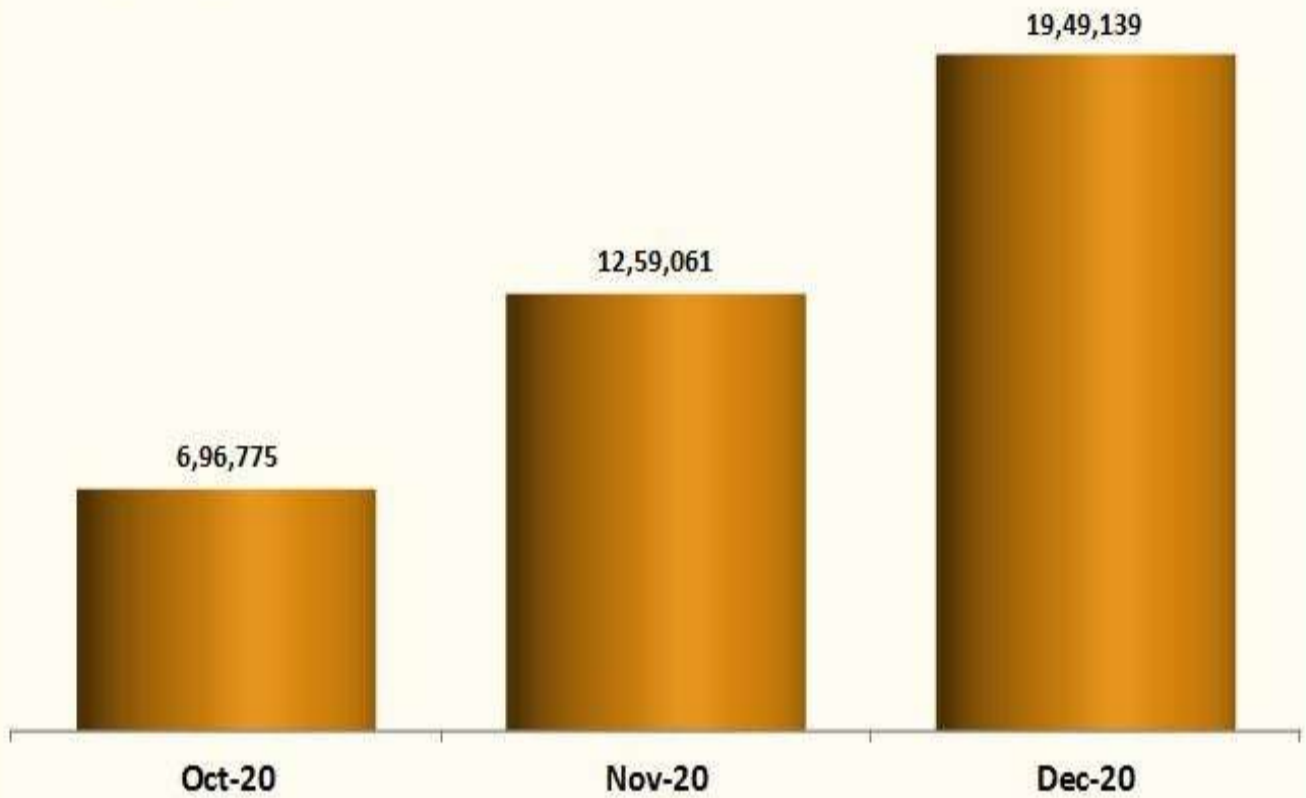




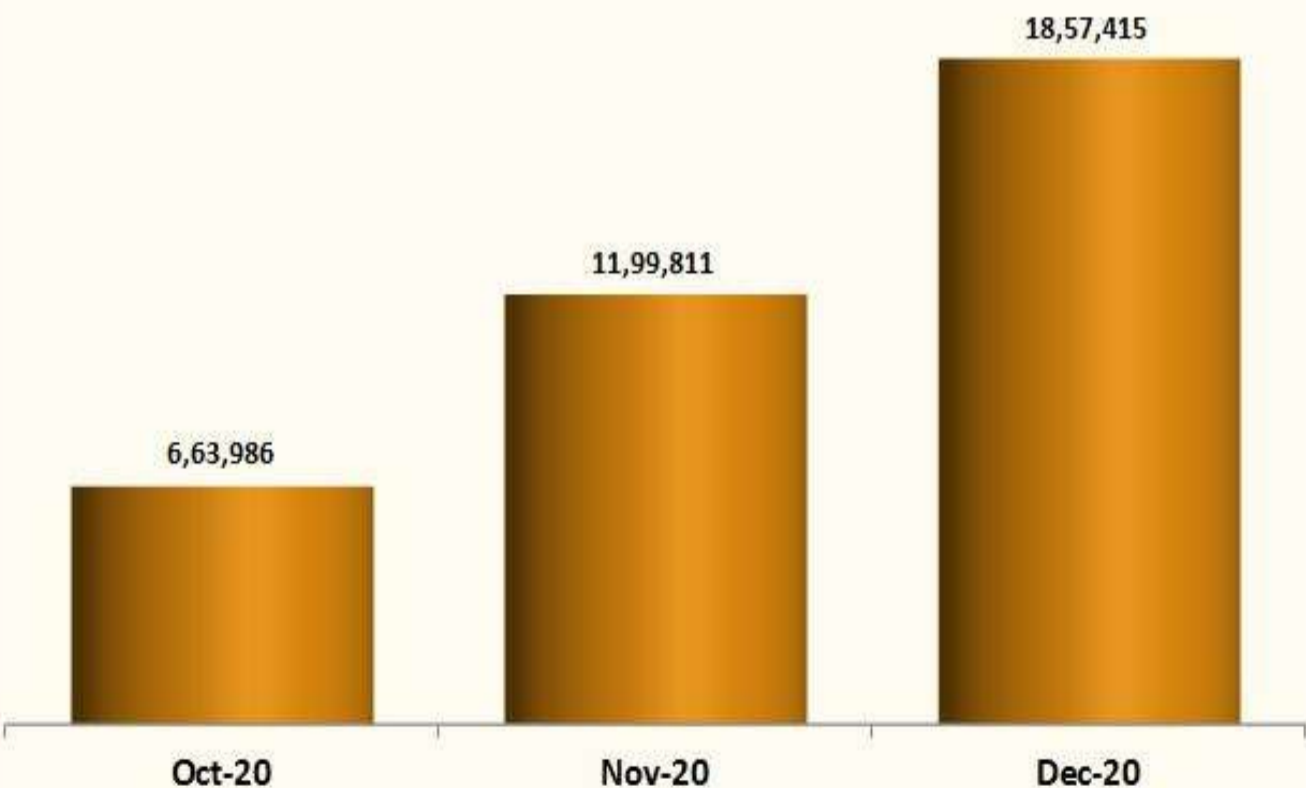
GUJCOT TRADE ASSOCIATION

MONTHLY PRESSING REPORT Dec-2020

Gujarat Monthly Cotton Pressing
Running Bales



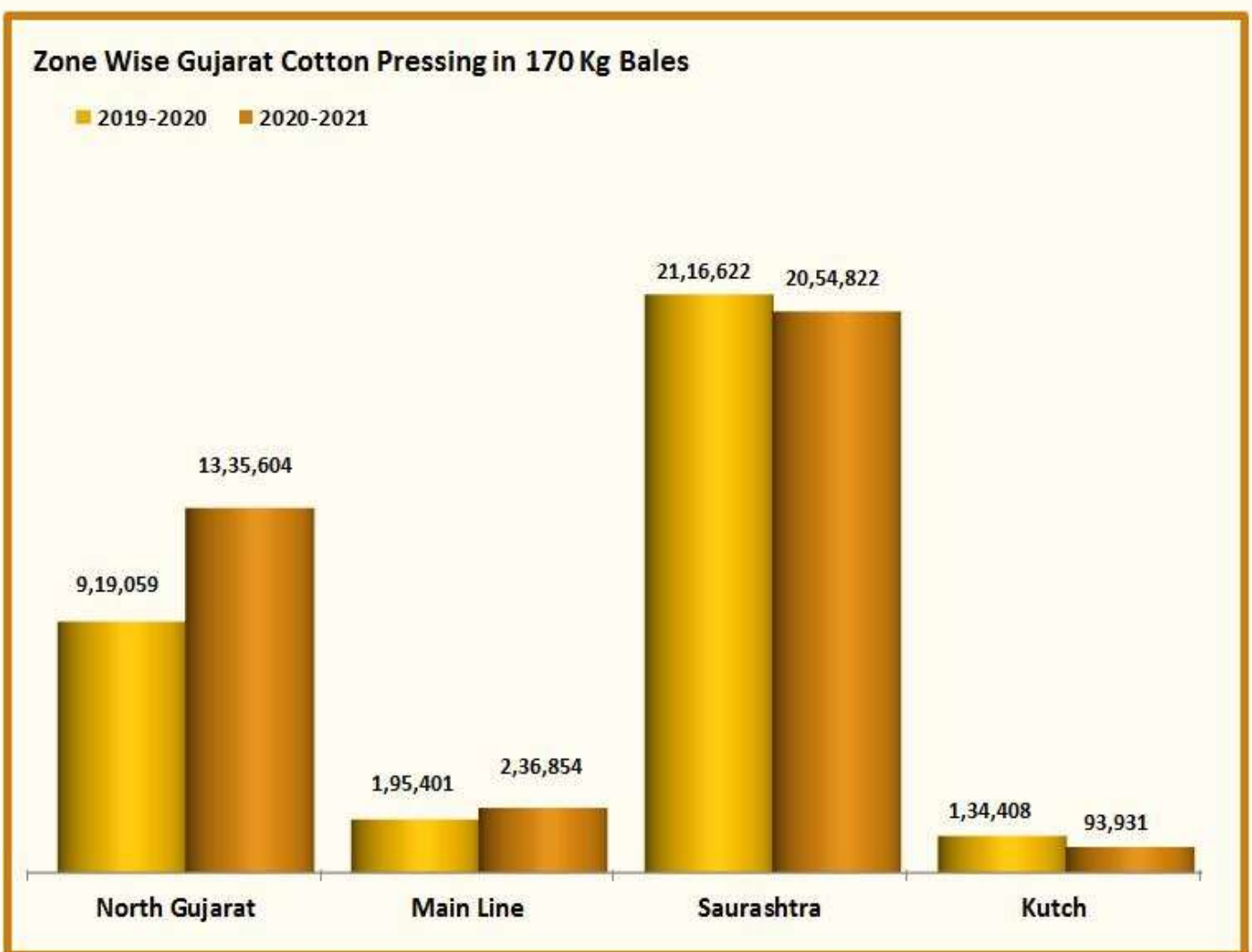
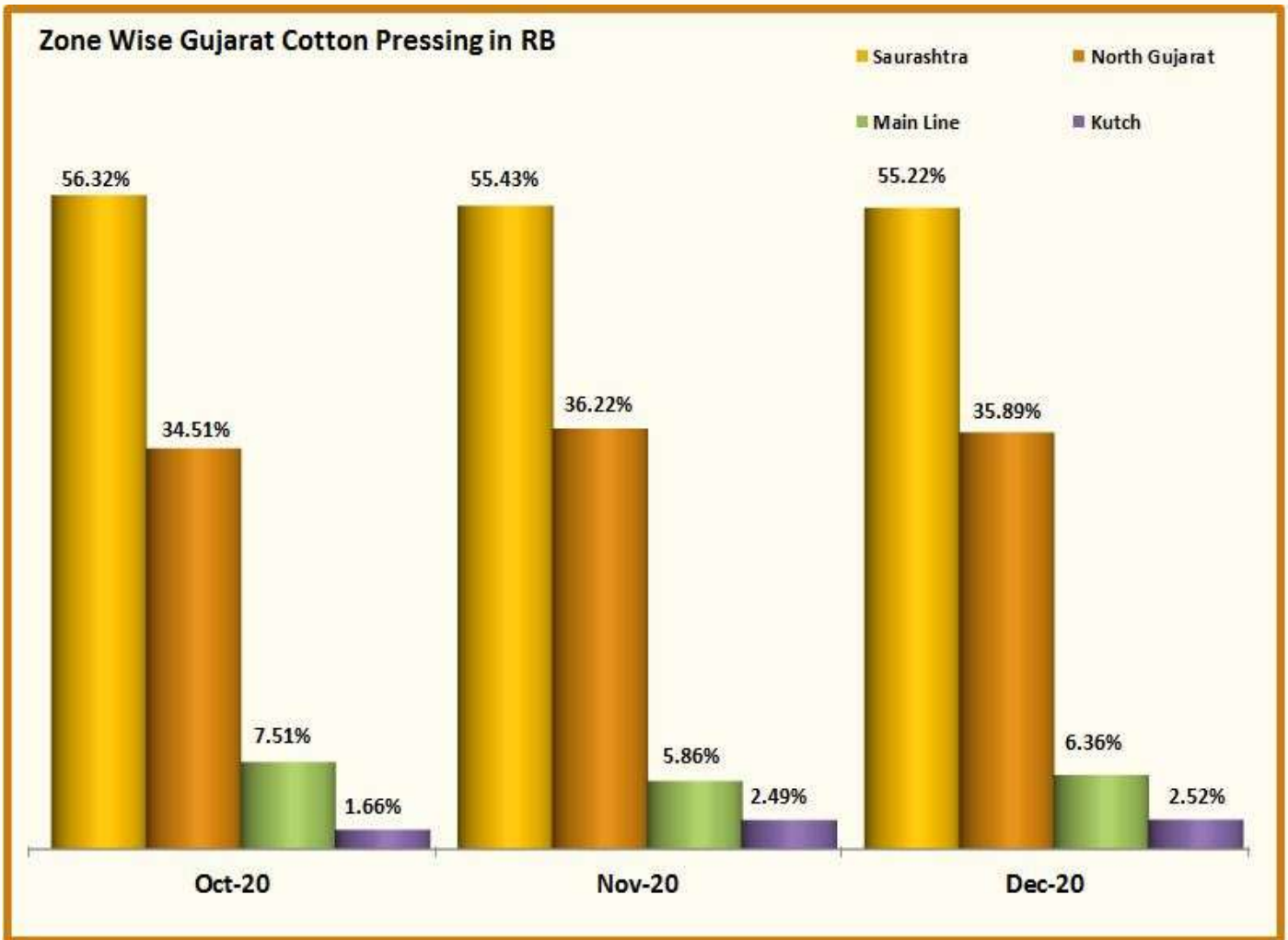
Gujarat Monthly Cotton Pressing
170 Kg Bales





GUJCOT TRADE ASSOCIATION

MONTHLY PRESSING REPORT Dec-2020



glossy
C O T E X



GUJCOT TRADE ASSOCIATION

MONTHLY PRESSING REPORT Dec-2020

Saurashtra						
Station	Dec-19	Nov-20	Dec-20	MoM Change	YoY Change	Fact. In Operation
Amreli	1,06,300	47,100	1,09,500	62,400	3,200	25
Babra	1,35,000	42,800	95,800	53,000	-39,200	23
Botad	2,19,950	1,62,400	2,59,500	97,100	39,550	37
Chotila	50,571	38,671	59,395	20,724	8,824	4
Chuda	7,300	3,800	6,000	2,200	-1,300	3
Damnagar	5,300	1,700	4,700	3,000	-600	2
Dhasa	2,37,200	1,10,100	2,07,500	97,400	-29,700	34
Dhoraji-Upleta	23,900	16,000	28,600	12,600	4,700	4
Dhrangadhra-Halvad	1,18,400	83,200	1,36,200	53,000	17,800	15
Gariyadhar	18,500	9,500	18,500	9,000		4
Gondal	84,100	18,700	64,850	46,150	-19,250	15
Jamkandorna	9,300	3,500	7,000	3,500	-2,300	2
Jamnagar-Falla	1,40,023	42,200	1,24,100	81,900	-15,923	26
Jasdan	59,900	43,300	76,300	33,000	16,400	12
Jetpur	19,000	9,500	20,000	10,500	1,000	2
Kuvadava	13,800	3,800	12,200	8,400	-1,600	2
Lakhtar	9,053	2,400	8,200	5,800	-853	4
Limbdi	17,500	5,400	17,300	11,900	-200	4
Mahuva	75,300	39,850	71,600	31,750	-3,700	13
Manavadar	1,00,000	42,850	97,950	55,100	-2,050	34
Morbi	70,250	28,300	56,400	28,100	-13,850	11
Palitana	11,800	7,800	14,000	6,200	2,200	3
Porbandar	3,600	500	1,500	1,000	-2,100	1
Rajula	21,000	11,300	25,500	14,200	4,500	3
Savarkundala	11,200	9,200	18,500	9,300	7,300	3
Shapar	62,100	27,900	64,600	36,700	2,500	8
Surendranagar	70,500	48,100	84,500	36,400	14,000	5
Talaja	98,000	58,200	97,450	39,250	-550	19
Tankara-Neknam	1,85,600	70,400	1,60,100	89,700	-25,500	34
Targhadi	52,100	18,700	48,900	30,200	-3,200	9
Tramba-Sardhar	13,000	6,000	18,000	12,000	5,000	1
Una	40,200	13,000	32,500	19,500	-7,700	6
Wankaner	1,31,400	58,000	1,09,150	51,150	-22,250	13
TOTAL	22,21,147	10,84,171	21,56,295	10,72,124	-64,852	381



GUJCOT TRADE ASSOCIATION

MONTHLY PRESSING REPORT Dec-2020

North Gujarat

Station	Dec-19	Nov-20	Dec-20	MoM Change	YoY Change	Fact. In Operation
Visnagar	70,400	40,400	72,700	32,300	2,300	9
Vijapur-Mansa	1,57,920	97,800	1,97,200	99,400	39,280	32
Harij	88,099	45,650	91,530	45,880	3,431	17
Radhanpur	25,900	12,800	32,600	19,800	6,700	5
Idar-Sabarkantha	4,326	1,614	5,965	4,351	1,639	2
Idar-Raiya						
Himmatnagar	14,750	17,800	34,400	16,600	19,650	4
Vadali-Sadatpura	1,200	300	9,600	9,300	8,400	2
Khedbrahma						
Kapadwanj	18,000	8,000	20,000	12,000	2,000	1
Viramgam	19,500	10,100	21,100	11,000	1,600	8
Kadi	5,17,800	4,54,850	8,68,400	4,13,550	3,50,600	84
Mandal-Bahucharaji	7,500	3,100	4,500	1,400	-3,000	1
Bavla	4,700		4,070	4,070	-630	2
Dholka	14,500	4,200	8,850	4,650	-5,650	5
Dhandhuka	17,050	9,600	26,445	16,845	9,395	13
Talod	2,800	2,200	4,200	2,000	1,400	2
TOTAL	9,64,445	7,08,414	14,01,560	6,93,146	4,37,115	187





GUJCOT TRADE ASSOCIATION

MONTHLY PRESSING REPORT Dec-2020

Main Line

Station	Dec-19	Nov-20	Dec-20	MoM Change	YoY Change	Fact. In Operation
Karjan	33,250	15,600	29,600	14,000	-3,650	3
Dabhoi	2,200	300	2,400	2,100	200	1
Golagamdi	400		2,100	2,100	1,700	1
Handod	18,100	14,400	34,000	19,600	15,900	3
Bodeli	44,300	21,600	50,200	28,600	5,900	8
Kosindra	9,000	4,000	11,300	7,300	2,300	2
Pavijetpur	8,200	4,000	11,000	7,000	2,800	1
Kaledia	48,300	41,600	68,050	26,450	19,750	5
Palej	7,000	1,800	4,500	2,700	-2,500	1
Bharuch	2,100		1,900	1,900	-200	1
Mandala	6,100	5,700	7,800	2,100	1,700	1
Nizar	14,000		12,000	12,000	-2,000	1
Hansot	900		200	200	-700	1
Badalpur	5,200	5,600	9,400	3,800	4,200	1
Sinor	1,200				-1,200	
Olpad	300		100	100	-200	1
Valiya	4,500		4,000	4,000	-500	1
TOTAL	2,05,050	1,14,600	2,48,550	1,33,950	43,500	32

Kutch

Station	Dec-19	Nov-20	Dec-20	MoM Change	YoY Change	Fact. In Operation
Abdasa	6,500	3,500	7,500	4,000	1,000	1
Anjar	89,825	31,951	65,520	33,569	-24,305	6
Bhuj	16,700	2,200	4,550	2,350	-12,150	1
Mandvi	20,520	9,000	17,000	8,000	-3,520	2
Nakhatrana						
Rapar	7,500	2,000	4,000	2,000	-3,500	1
TOTAL	1,41,045	48,651	98,570	49,919	-42,475	11



Dharmdeep Commodities Pvt. Ltd.



GUJCOT TRADE ASSOCIATION

MONTHLY PRESSING REPORT Nov-2020

Again Team Gujcot thanks our direct and indirect helpers.

For Data Collection

We are thankful to

Shri Manishbhai - Anjar

Shri Mukeshbhai Purohit

Nileshbhai - Manager SGA

Premjibhai - Manavadar

Kalpeshbhai - Manager

Gujcot Trade Association

For Data Verification

We are thankful to

Shri Jatinbhai - Vijapur

Shri Sujalbhai

Shri Pravinbhai

Shri Jagdishbhai Soni

Shri Chetanbhai Shree Gita Group - Morbi

Shri Kishorbhai - Talaja

Shri Jaytibhai - Botad

Once again thanks to whole Gujarat Cotton value chain for their co-operation.

For, Gujcot Trade Association

Akash Shah

[President]

For, Gujcot Trade Association

Ajay Shah

[Secretary]

Report Sponsors:

[Click on Sponsor's Logo to visit Sponsor's Website](#)



Dharmdeep Commodities Pvt. Ltd.