



GUJCOT TRADE ASSOCIATION

MONTHLY PRESSING REPORT Jul-2021

Dear All Cotton Friends,

Gujcot has collected pressing figures from all ginners and compiled data to serve whole trade. In this mission we get valuable support from many of our trade personalities. We Gujcot team is very thankful to all helping hands, who worked directly or indirectly, with their valuable support, we are able to put real time pressing figures. We thank all Gujarat Ginners for their cooperating with Gujcot team to share their pressing figures. We hope the whole Textile value Chain will be benefitted by these data and will help us in future to achieve our goal to serve our cotton trade.

Report Sponsors:

Click on Sponsor's Logo to visit Sponsor's Website



Axita Cotton Limited



GUJCOT TRADE ASSOCIATION

MONTHLY PRESSING REPORT Jul-2021

Summary

- During the month of July, Gujarat has pressed 39,700 Bales (S-6 39,700 Bales, V-797 Nil), which is equivalent to total 37,832 Bales of 170 Kgs. (Shankar 37,832 Bales, V-797 Nil).
- Cumulative Pressing in running bales till 31st July is 92,67,815 Running Bales of Shankar 6 and 1,68,570 Running bales of V-797, Total Pressing 94,36,385 Bales. So, the statistical bales of 170 Kg. is 88,31,683 Bales of Shankar 6 and 1,60,637 Bales of V-797. Total 89,92,320 Bales.
- Average pressing per day was 1,281 Running Bales and 1,220 Bales of 170 Kg. for 31 days.
- During the month of July Total active ginning factories were 19 (Saurashtra 16, North Gujarat 3, Main Line 0 and Kutch 0).



GUJCOT TRADE ASSOCIATION

MONTHLY PRESSING REPORT Jul-2021

Gujcot Trade Association

Gujarat Pressing Summary 31-Jul-2021

2020-21	CUMULATIVE PRESSING (IN 170 Kgs)					
	Jul-20	Jun-21	Jul-21	M/M Change (In Bales)	Y/Y Change (In Bales)	Y/Y Change (In %)
Shankar 6						
Saurashtra	56,07,146	55,91,404	56,23,518	32,114	16,372	0.29%
North Gujarat	24,69,864	24,79,770	24,85,488	5,718	15,623	0.63%
Main Line	6,39,777	4,97,915	4,97,915		-1,41,862	-22.17%
Kutch	2,85,433	2,24,762	2,24,762		-60,671	-21.26%
Total	90,02,220	87,93,851	88,31,683	37,832	-1,70,537	-1.89%
V-797	1,76,258	1,60,637	1,60,637		-15,621	-8.86%
Total	91,78,478	89,54,488	89,92,320	37,832	-1,86,158	-2.03%

Remark : Daily Pressing Average 1,281 RB – 1,220 170 Kg Bales

Pressing in Running Bales

Zone	As On 31-Jul-2021 (Cumulative)			During Jul 2021 (Monthly)		
	Shankar-6	V 797	Total	Shankar-6	V 797	Total
Saurashtra	59,01,223	5,750	59,06,973	33,700		33,700
North Gujarat	26,08,228	1,60,720	27,68,948	6,000		6,000
Main Line	5,22,503		5,22,503			
Kutch	2,35,861	2,100	2,37,961			
Total	92,67,815	1,68,570	94,36,385	39,700		39,700

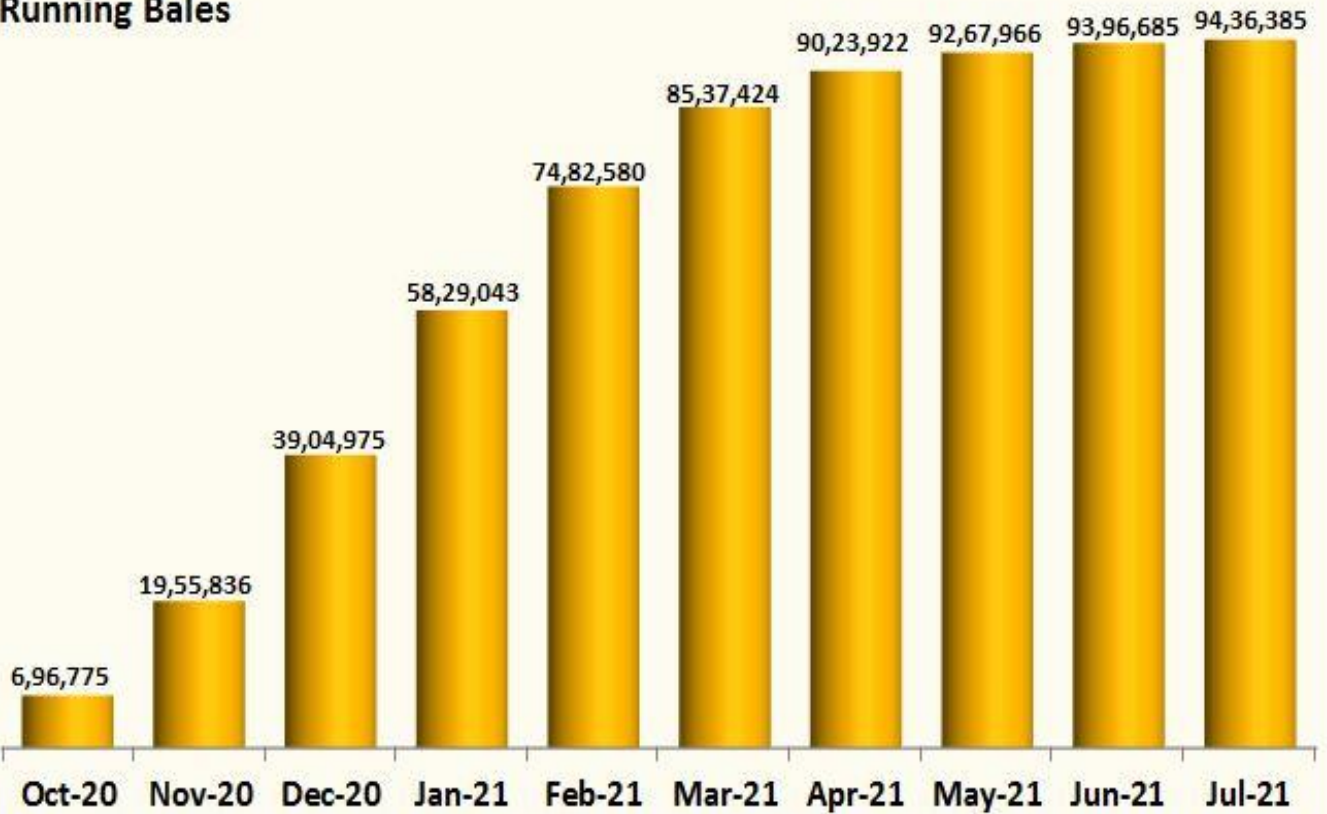


GUJCOT TRADE ASSOCIATION

MONTHLY PRESSING REPORT Jul-2021

Gujarat Cumulative Cotton Pressing

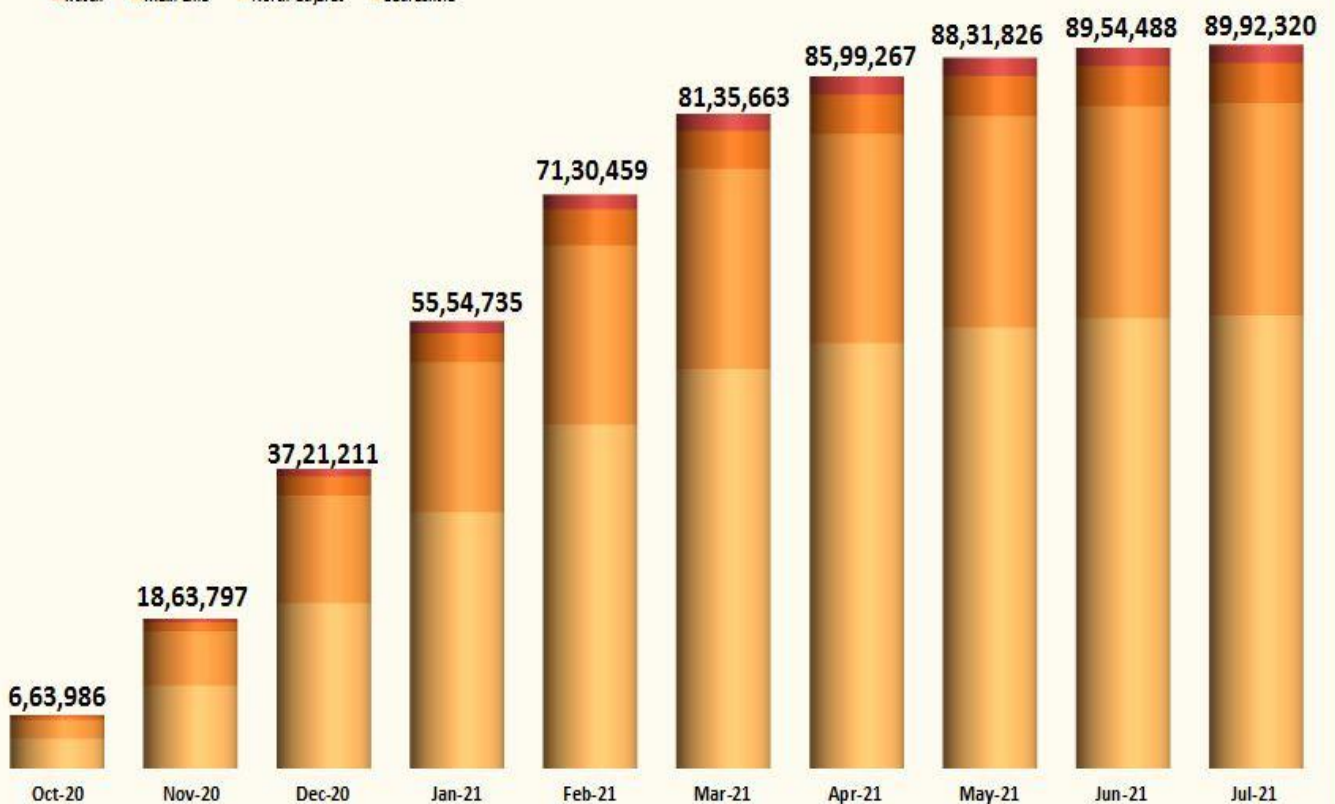
Running Bales



Gujarat Cumulative Pressing

In 170 Kg Bales

■ Kutch ■ Main Line ■ North Gujarat ■ Saurashtra

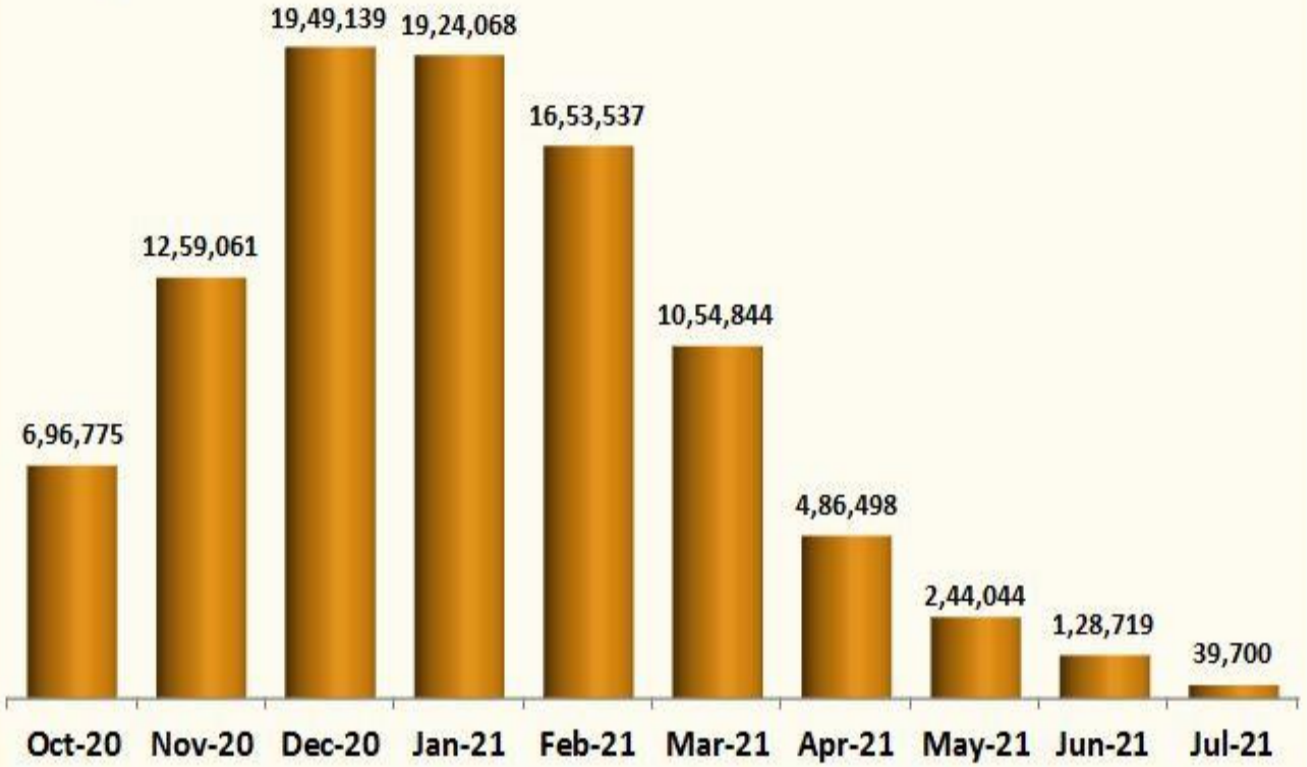




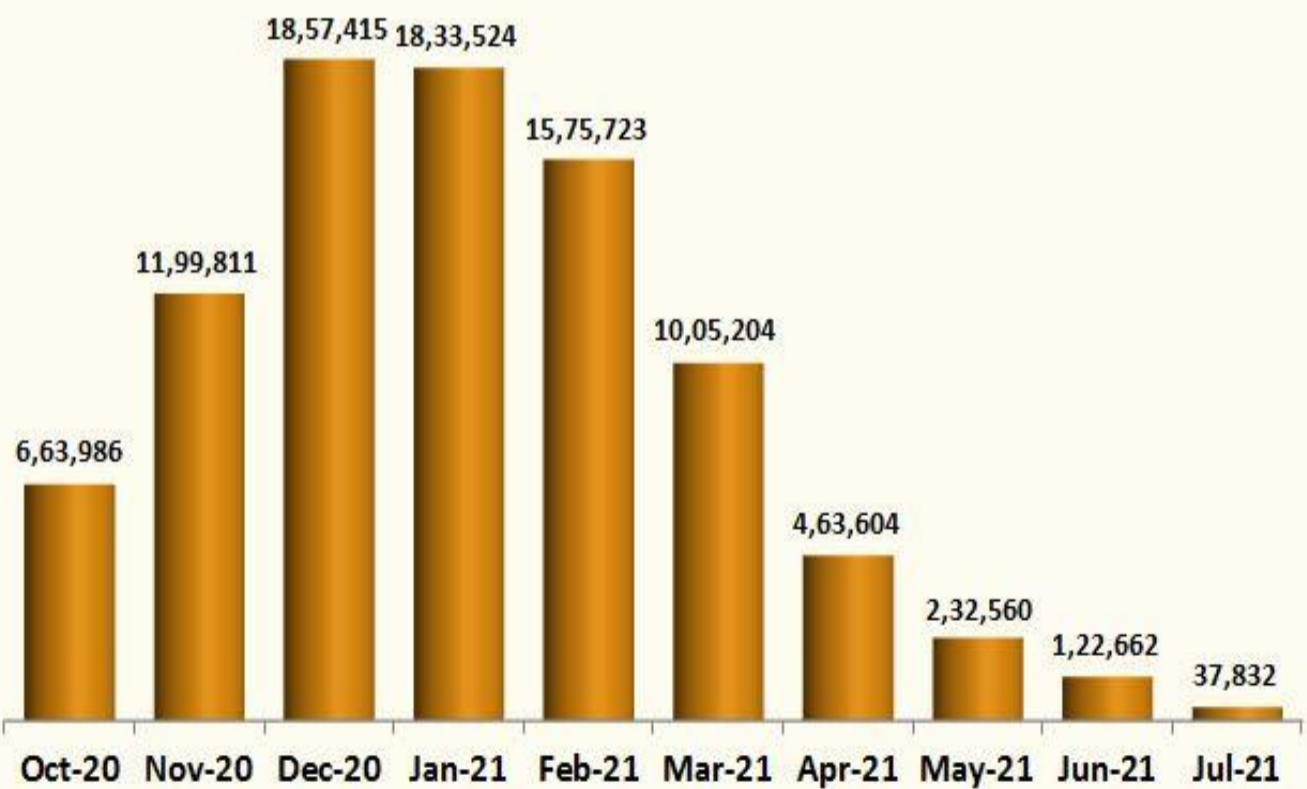
GUJCOT TRADE ASSOCIATION

MONTHLY PRESSING REPORT Jul-2021

**Gujarat Monthly Cotton Pressing
Running Bales**



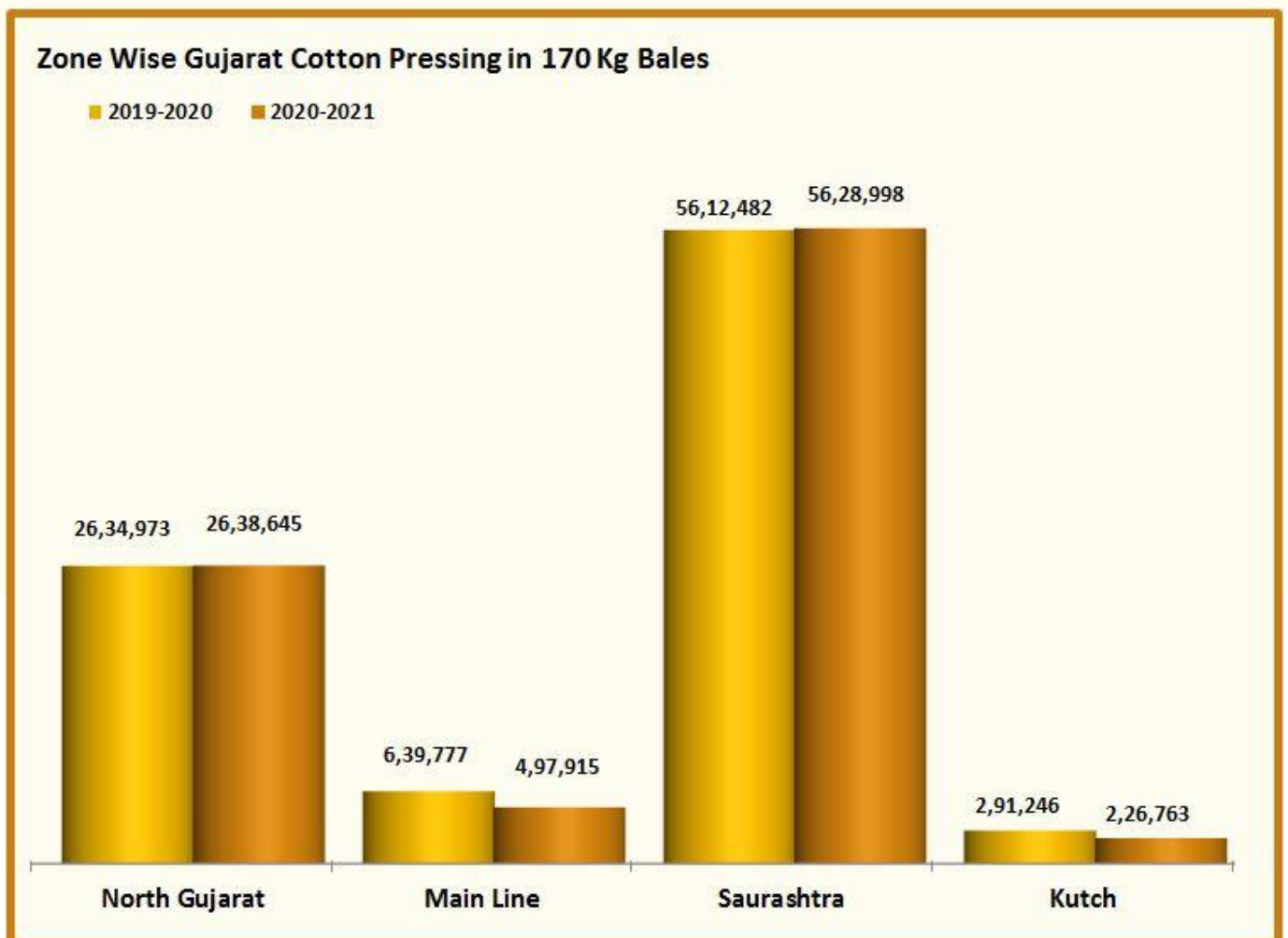
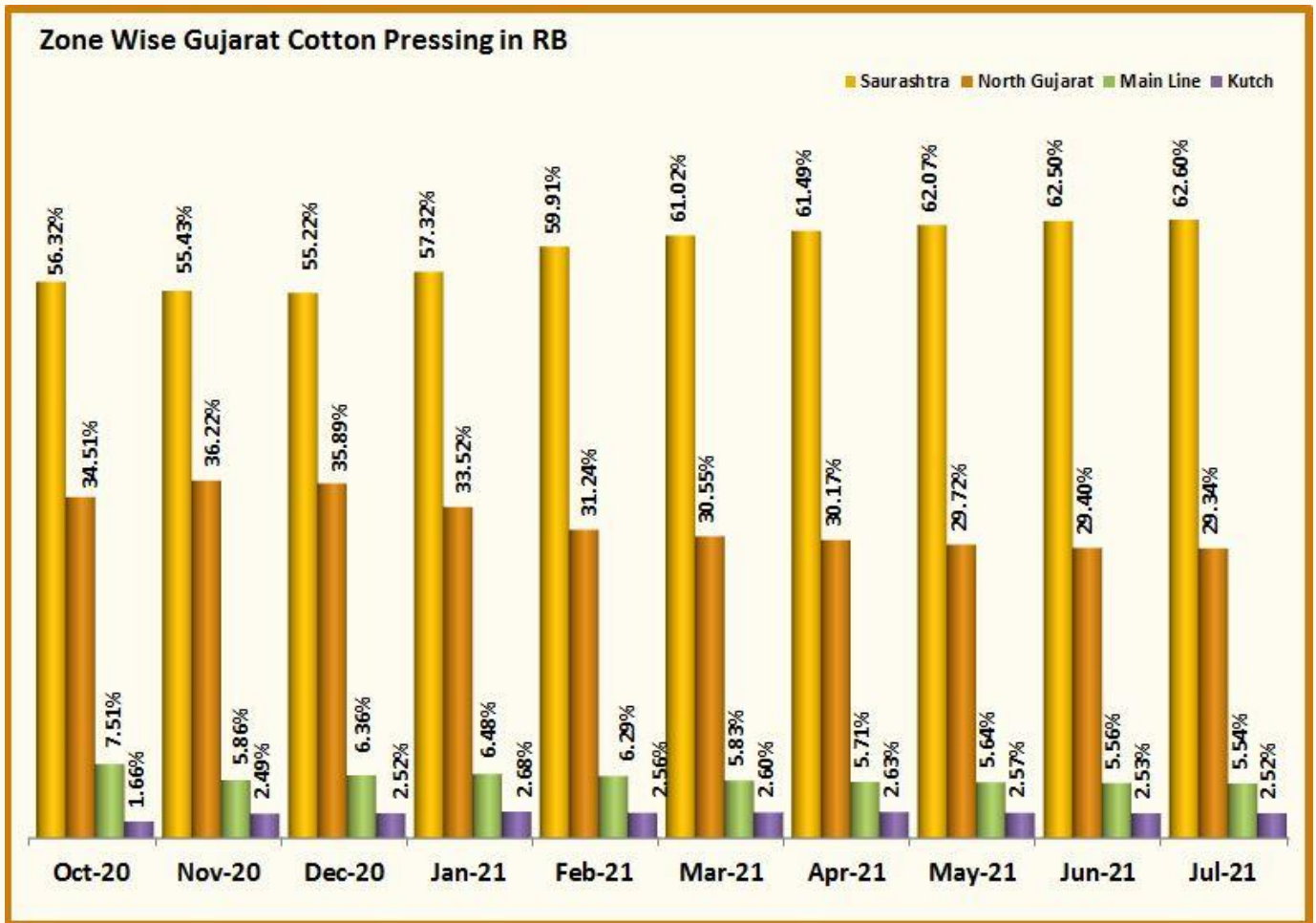
**Gujarat Monthly Cotton Pressing
170 Kg Bales**





GUJCOT TRADE ASSOCIATION

MONTHLY PRESSING REPORT Jul-2021





GUJCOT TRADE ASSOCIATION

MONTHLY PRESSING REPORT Jul-2021

Saurashtra						
Station	Jul-20	Jun-21	Jul-21	MoM Change	YoY Change	Fact. In Operation
Amreli	3,08,231	3,61,825	3,65,325	3,500	57,094	2
Babra	3,42,300	3,54,723	3,54,723		12,423	
Botad	5,78,650	5,88,100	5,88,100		9,450	
Chotila	1,41,754	1,39,587	1,39,587		-2,167	
Chuda	32,500	20,800	20,800		-11,700	
Damnagar	9,000	10,000	10,000		1,000	
Dhasa	5,86,750	4,95,245	4,97,645	2,400	-89,105	2
Dhoraji-Upleta	64,100	62,200	62,200		-1,900	
Dhrangadhra-Halvad	2,42,107	2,88,950	2,88,950		46,843	
Gariyadhar	45,000	70,500	70,500		25,500	
Gondal	2,44,500	2,53,400	2,61,400	8,000	16,900	2
Jamkandorna	27,000	21,000	21,000		-6,000	
Jamnagar-Falla	4,61,319	4,88,438	4,96,238	7,800	34,919	3
Jasdan	1,76,800	2,03,100	2,09,300	6,200	32,500	2
Jetpur	49,500	65,000	65,000		15,500	
Kuvadava	53,000	33,200	33,200		-19,800	
Lakhtar	36,391	19,445	19,445		-16,946	
Limbdi	55,950	50,250	50,250		-5,700	
Mahuva	1,38,920	1,62,025	1,62,025		23,105	
Manavadar	3,15,870	3,34,335	3,36,435	2,100	20,565	2
Morbi	1,49,350	1,60,250	1,60,250		10,900	
Palitana	30,500	27,700	27,700		-2,800	
Porbandar	11,300	5,000	5,000		-6,300	
Rajula	49,500	46,300	46,300		-3,200	
Savarkundala	29,200	36,000	36,000		6,800	
Shapar	2,02,100	1,92,000	1,92,000		-10,100	
Surendranagar	2,29,100	2,17,500	2,17,500		-11,600	
Talaja	2,26,050	1,90,950	1,90,950		-35,100	
Tankara-Neknam	4,78,400	4,56,200	4,57,700	1,500	-20,700	2
Targhadi	1,62,800	1,45,200	1,47,400	2,200	-15,400	1
Tramba-Sardhar	41,000	40,500	40,500		-500	
Una	79,200	68,600	68,600		-10,600	
Wankaner	2,91,500	2,64,950	2,64,950		-26,550	
TOTAL	58,89,642	58,73,273	59,06,973	33,700	17,331	16



GUJCOT TRADE ASSOCIATION

MONTHLY PRESSING REPORT Jul-2021

North Gujarat						
Station	Jul-20	Jun-21	Jul-21	MoM Change	YoY Change	Fact. In Operation
Visnagar	1,73,800	1,32,350	1,32,350		-41,450	
Vijapur-Mansa	3,68,571	4,12,352	4,17,152	4,800	48,581	2
Harij	2,41,700	2,04,759	2,04,759		-36,941	
Radhanpur	39,900	53,800	53,800		13,900	
Idar-Sabarkantha	17,826	13,300	13,300		-4,526	
Idar-Raiya						
Himmatnagar	50,800	60,648	61,848	1,200	11,048	1
Vadali-Sadatpura	8,100	20,700	20,700		12,600	
Khedbrahma						
Kapadwanj	55,000	33,000	33,000		-22,000	
Viramgam	86,224	77,770	77,770		-8,454	
Kadi	14,96,004	15,99,086	15,99,086		1,03,082	
Mandal-Bahucharaji	61,650	49,010	49,010		-12,640	
Bavla	29,000	16,600	16,600		-12,400	
Dholka	37,582	21,250	21,250		-16,332	
Dhandhuka	85,438	60,023	60,023		-25,415	
Talod	13,500	8,300	8,300		-5,200	
TOTAL	27,65,095	27,62,948	27,68,948	6,000	3,853	3





GUJCOT TRADE ASSOCIATION

MONTHLY PRESSING REPORT Jul-2021

Main Line

Station	Jul-20	Jun-21	Jul-21	MoM Change	YoY Change	Fact. In Operation
Karjan	1,08,862	58,044	58,044		-50,818	
Dabhoi	16,400	8,000	8,000		-8,400	
Golagamdi	10,000	6,000	6,000		-4,000	
Handod	79,500	53,700	53,700		-25,800	
Bodeli	1,41,900	1,24,050	1,24,050		-17,850	
Kosindra	35,600	29,600	29,600		-6,000	
Pavijetpur	32,200	30,200	30,200		-2,000	
Kaledia	1,21,897	1,26,266	1,26,266		4,369	
Palej	25,200	15,700	15,700		-9,500	
Bharuch	3,000	4,000	4,000		1,000	
Mandala	17,254	16,500	16,500		-754	
Nizar	25,000	17,723	17,723		-7,277	
Hansot	6,950	1,400	1,400		-5,550	
Badalpur	24,200	14,500	14,500		-9,700	
Sinor	6,000	1,400	1,400		-4,600	
Olpad	1,476	620	620		-856	
Valiya	15,932	9,300	9,300		-6,632	
Samlaya		5,500	5,500		5,500	
TOTAL	6,71,371	5,22,503	5,22,503		-1,48,868	

Kutch

Station	Jul-20	Jun-21	Jul-21	MoM Change	YoY Change	Fact. In Operation
Abdasa	13,950	16,000	16,000		2,050	
Anjar	2,09,718	1,66,681	1,66,681		-43,037	
Bhuj	26,160	10,200	10,200		-15,960	
Mandvi	39,100	37,800	37,800		-1,300	
Nakhatrana						
Rapar	16,700	7,280	7,280		-9,420	
TOTAL	3,05,628	2,37,961	2,37,961		-67,667	



Axita Cotton Limited



GUJCOT TRADE ASSOCIATION

MONTHLY PRESSING REPORT Jul-2021

Again Team Gujcot thanks our direct and indirect helpers.

For Data Collection

We are thankful to

Shri Manishbhai - Anjar

Shri Mukeshbhai Purohit

Nileshbhai - Manager SGA

Premjibhai - Manavadar

Kalpeshbhai - Manager

Gujcot Trade Association

For Data Verification

We are thankful to

Shri Jatinbhai - Vijapur

Shri Sujalbhai

Shri Pravinbhai

Shri Jagdishbhai Soni

Shri Chetanbhai Shree Gita Group - Morbi

Shri Kishorbhai - Talaja

Shri Jaytibhai -Botad

Once again thanks to whole Gujarat Cotton value chain for their co-operation.

For, Gujcot Trade Association

Akash Shah

[President]

For, Gujcot Trade Association

Ajay Shah

[Secretary]

Report Sponsors:

[Click on Sponsor's Logo to visit Sponsor's Website](#)



Axita Cotton Limited