



GUJCOT TRADE ASSOCIATION

MONTHLY PRESSING REPORT Apr-2022

Dear All Cotton Friends,

Gujcot has collected pressing figures from all ginners and compiled data to serve whole trade. In this mission we get valuable support from many of our trade personalities. We Gujcot team is very thankful to all helping hands, who worked directly or indirectly, with their valuable support, we are able to put real time pressing figures. We thank all Gujarat Ginners for their cooperating with Gujcot team to share their pressing figures. We hope the whole Textile value Chain will be benefitted by these data and will help us in future to achieve our goal to serve our cotton trade.

Report Sponsors:

Click on Sponsor's Logo to visit Sponsor's Website



FIOTEX COTSPIN PVT. LTD.

www.fiotex.in



GUJCOT TRADE ASSOCIATION

MONTHLY PRESSING REPORT Apr-2022

Summary

- During the month of April Gujarat has pressed 5,96,499 Bales (S-6 5,06,259 Bales, V-797 90,240 Bales), which is equivalent to total 5,68,428 Bales of 170 Kgs. (Shankar 4,82,435 Bales, V-797 85,993 Bales).
- Cumulative Pressing in running bales till 30th April is 71,26,486 Running Bales of Shankar 6 and 2,14,465 Running bales of V-797, Total Pressing 73,40,951 Bales. So, the statistical bales of 170 Kg. is 67,91,122 Bales of Shankar-6 and 2,04,373 Pressing of V-797, Total Pressing 69,95,494 Bales.
- Average pressing per day was 19,883 Running Bales and 18,948 Bales 170 Kg. for 30 days.
- During the month of April Total active ginning factories were 336 (Saurashtra 218, North Gujarat 83, Main Line 25 and Kutch 10).



GUJCOT TRADE ASSOCIATION

MONTHLY PRESSING REPORT

Apr-2022

Gujcot Trade Association

Gujarat Pressing Summary 30-Apr-2022

2021-22	CUMULATIVE PRESSING (IN 170 Kgs)					
	Apr-21	Mar-22	Apr-22	M/M Change (In Bales)	Y/Y Change (In Bales)	Y/Y Change (In %)
Shankar 6						
Saurashtra	52,82,420	42,05,306	45,76,129	3,70,824	-7,06,290	-13.37%
North Gujarat	24,53,469	14,85,590	15,50,904	65,315	-9,02,565	-36.79%
Main Line	4,91,244	4,41,831	4,67,179	25,348	-24,065	-4.90%
Kutch	2,23,904	1,75,961	1,96,909	20,949	-26,995	-12.06%
Total	84,51,037	63,08,687	67,91,122	4,82,435	-16,59,915	-19.64%
V-797	1,48,230	1,18,379	2,04,373	85,993	56,143	35.88%
Total	85,99,267	64,27,066	69,95,494	5,68,428	-16,03,772	-18.65%
Remark : Daily Pressing Average 19,883 RB – 18,948 170 Kg Bales						

Pressing in Running Bales

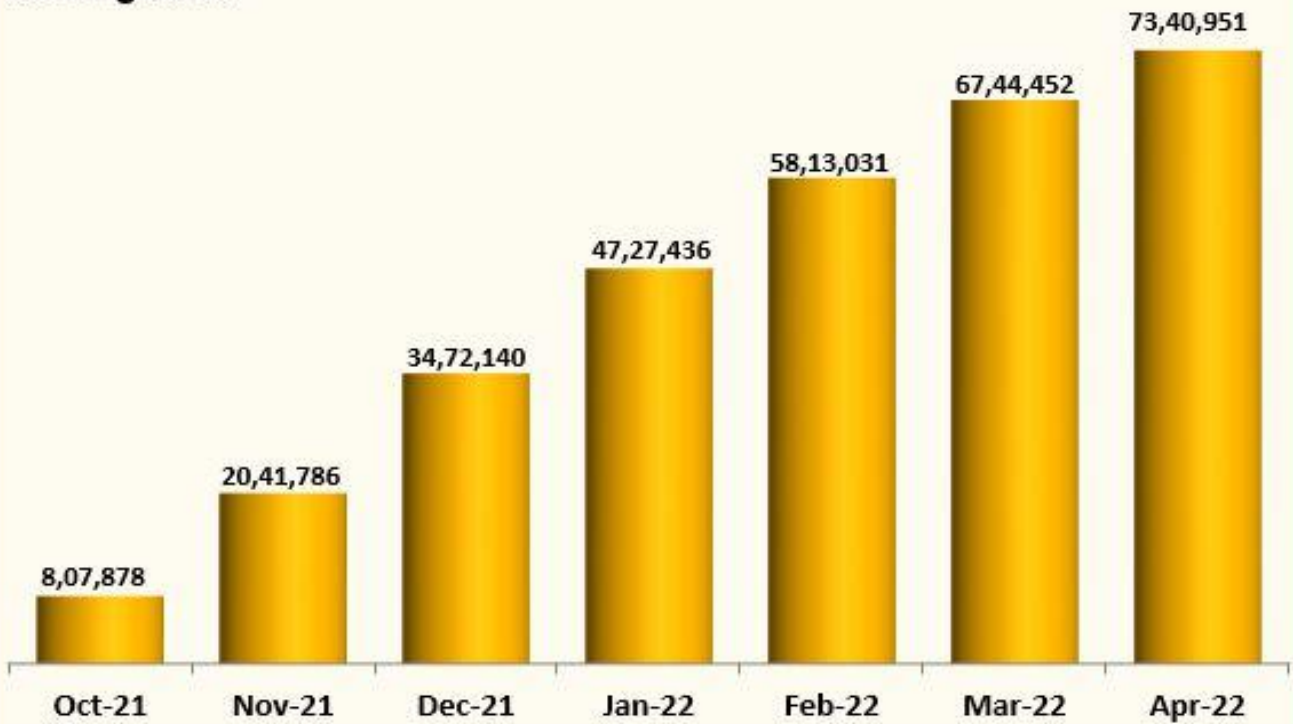
Zone	As On 30-Apr-2022 (Cumulative)			During Apr 2022 (Monthly)		
	Shankar-6	V 797	Total	Shankar-6	V 797	Total
Saurashtra	48,02,111	2,700	48,04,811	3,89,136	1,050	3,90,186
North Gujarat	16,27,492	2,11,765	18,39,257	68,540	89,190	1,57,730
Main Line	4,90,250		4,90,250	26,600		26,600
Kutch	2,06,633		2,06,633	21,983		21,983
Total	71,26,486	2,14,465	73,40,951	5,06,259	90,240	5,96,499



GUJCOT TRADE ASSOCIATION

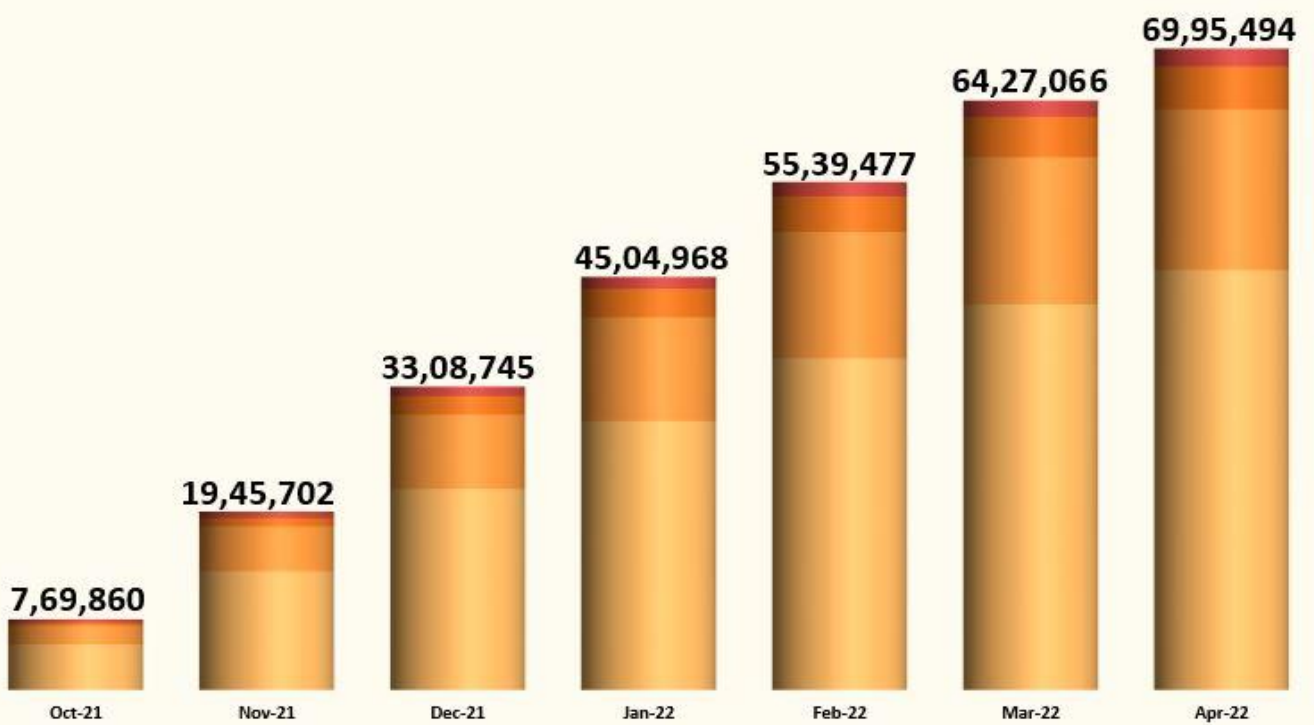
MONTHLY PRESSING REPORT Apr-2022

Gujarat Cumulative Cotton Pressing Running Bales



Gujarat Cumulative Pressing In 170 Kg Bales

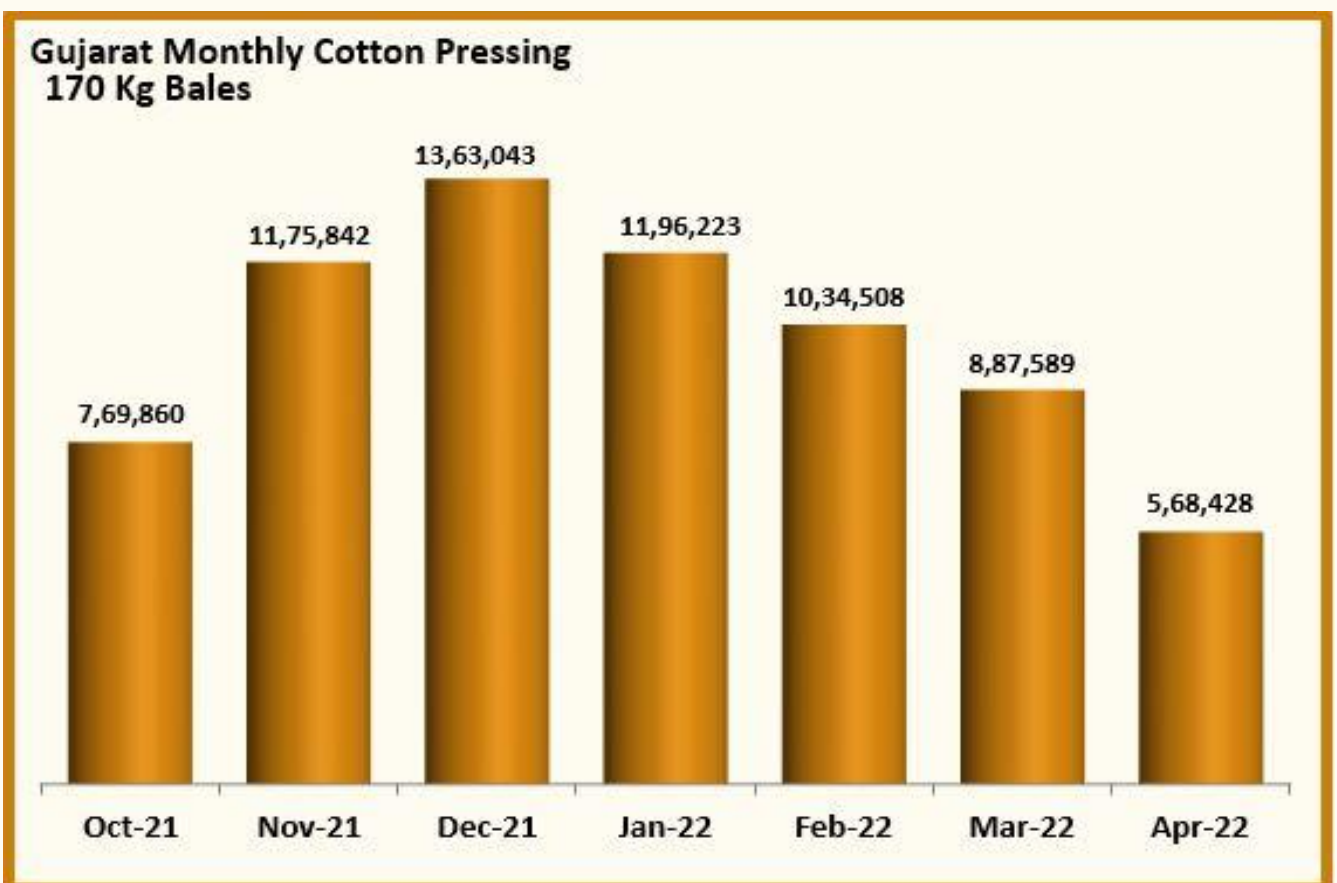
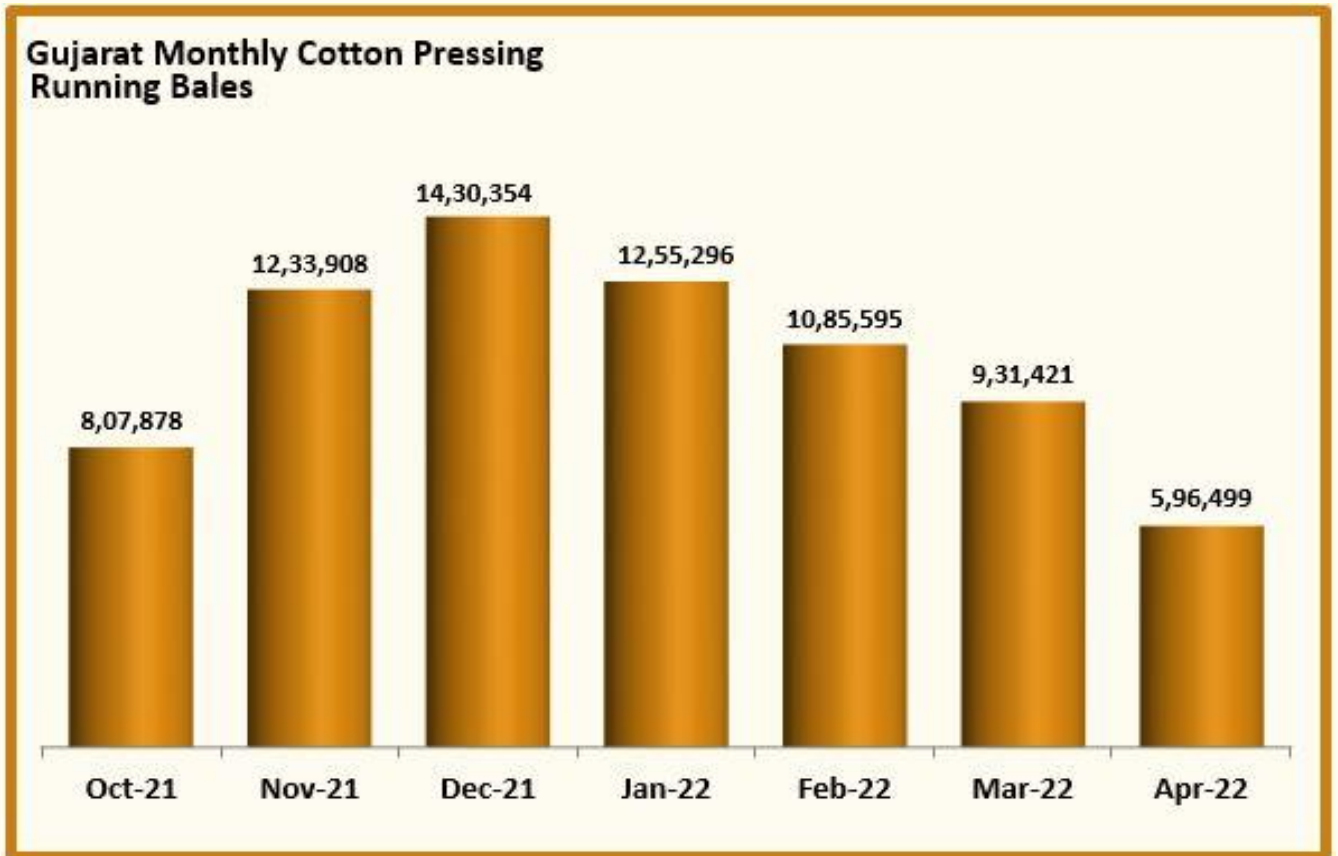
Legend: Saurashtra, North Gujarat, Main Line, Kutch





GUJCOT TRADE ASSOCIATION

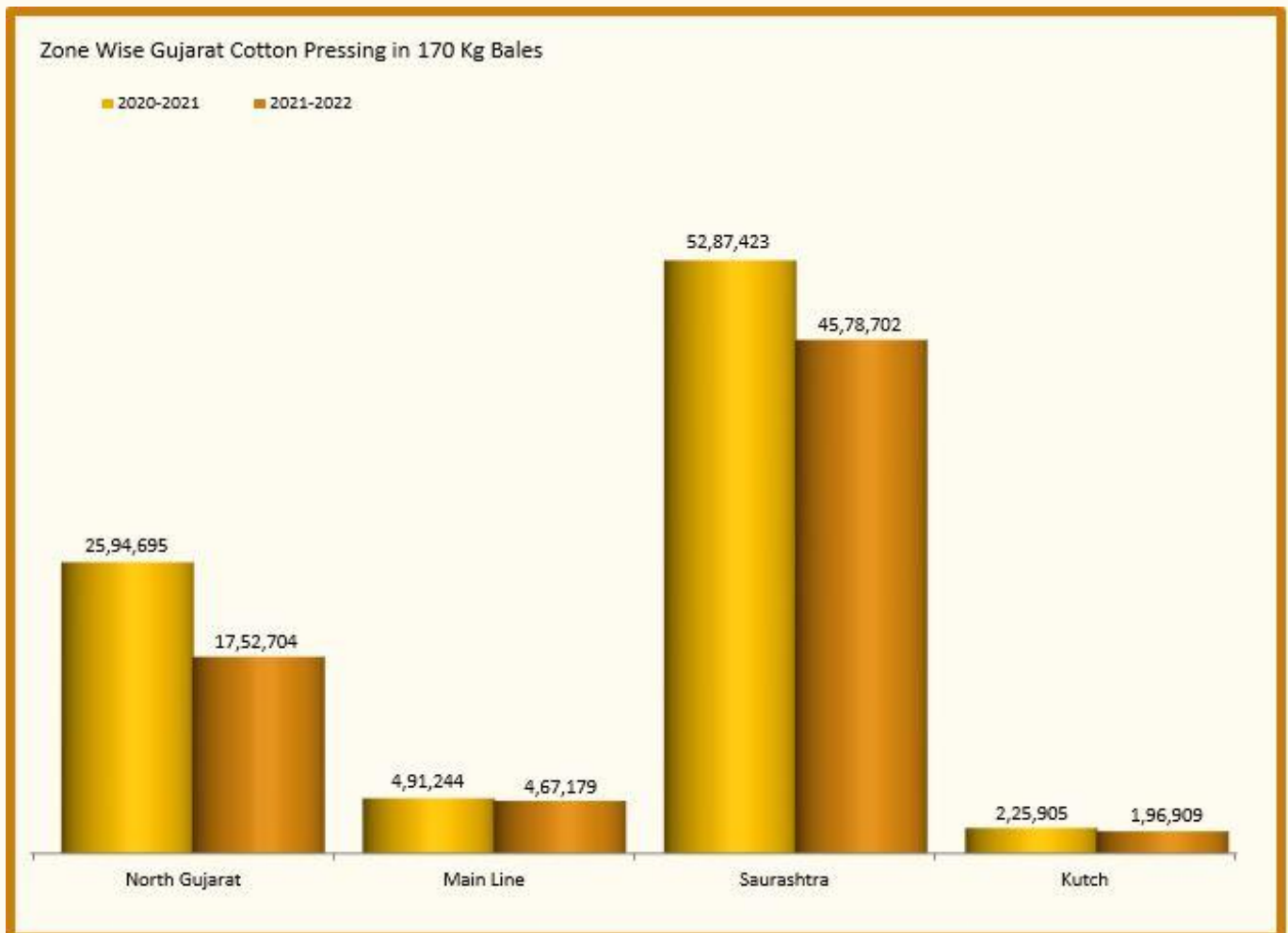
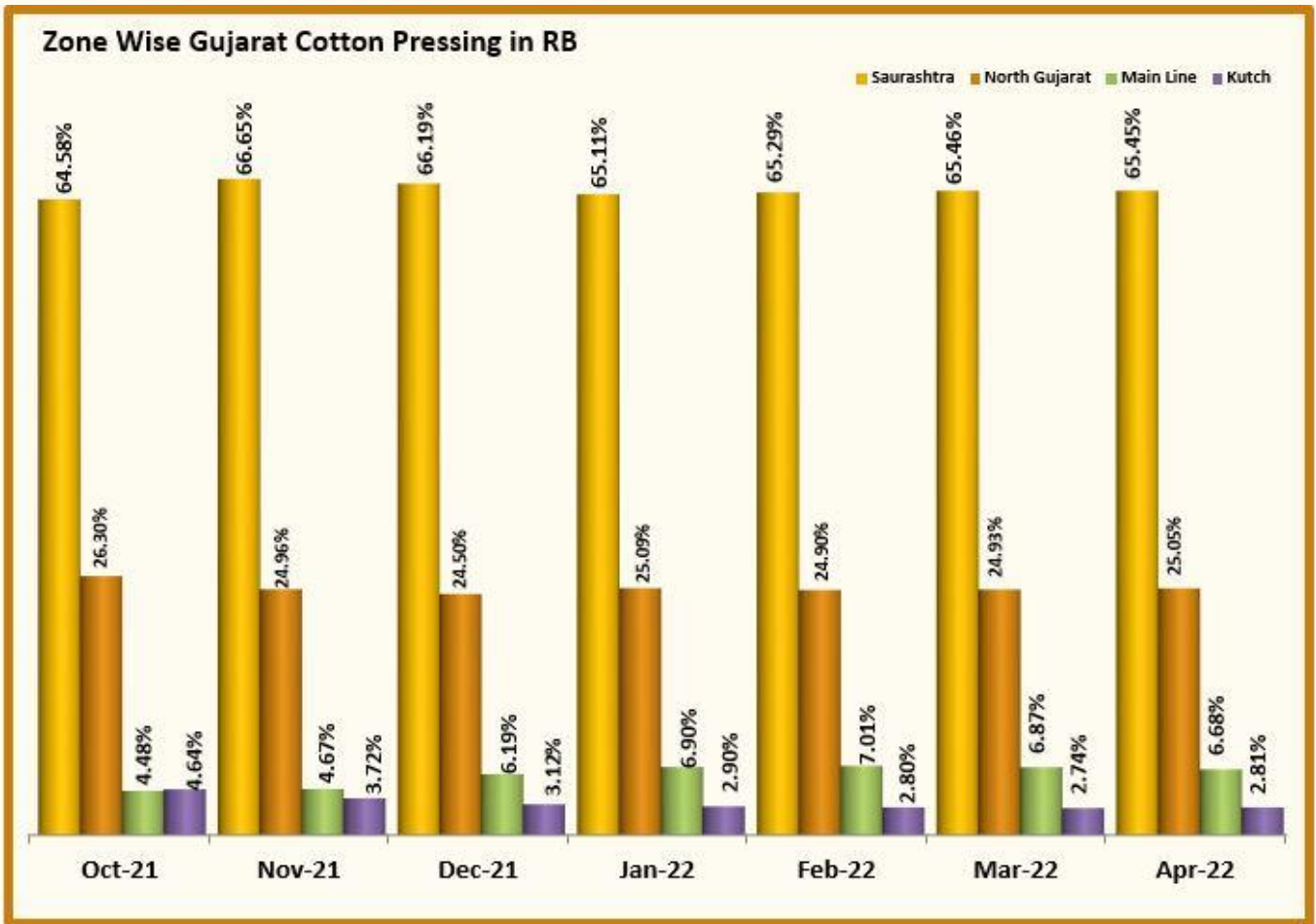
MONTHLY PRESSING REPORT Apr-2022





GUJCOT TRADE ASSOCIATION

MONTHLY PRESSING REPORT Apr-2022



Axita Cotton Limited



GUJCOT TRADE ASSOCIATION

MONTHLY PRESSING REPORT Apr-2022

Saurashtra						
Station	Apr-21	Mar-22	Apr-22	MoM Change	YoY Change	Fact. In Operation
Amreli	3,28,520	2,60,100	2,91,000	30,900	-37,520	12
Babra	3,22,000	2,24,880	2,46,955	22,075	-75,045	17
Botad	5,88,100	5,30,900	5,77,370	46,470	-10,730	23
Chotila	1,26,955	88,745	93,104	4,359	-33,851	2
Chuda	20,800	15,650	16,650	1,000	-4,150	1
Damnagar	10,000	6,100	6,100		-3,900	
Dhasa	4,82,745	3,45,750	3,71,850	26,100	-1,10,895	18
Dhoraji-Upleta	60,700	37,800	40,500	2,700	-20,200	2
Dhrangadhra-Halvad	2,88,950	2,23,090	2,39,740	16,650	-49,210	5
Gariyadhar	66,500	49,800	54,300	4,500	-12,200	4
Gondal	2,20,700	1,78,370	2,00,120	21,750	-20,580	9
Jamkandorna	21,000	17,500	17,500		-3,500	
Jamnagar-Falla	4,38,590	3,64,200	3,92,400	28,200	-46,190	16
Jasdan	1,83,000	1,78,300	1,94,500	16,200	11,500	9
Jetpur	60,000	69,000	81,500	12,500	21,500	3
Kuvadava	33,200	40,900	42,600	1,700	9,400	2
Lakhtar	19,445	20,300	20,300		855	
Limbdi	49,750	53,900	60,400	6,500	10,650	3
Mahuva	1,61,525	1,19,965	1,28,183	8,218	-33,342	7
Manavadar	3,05,700	2,43,900	2,72,025	28,125	-33,675	31
Morbi	1,56,250	1,45,900	1,53,600	7,700	-2,650	3
Palitana	27,200	16,400	17,800	1,400	-9,400	2
Porbandar	5,000	1,000	1,000		-4,000	
Rajula	46,300	36,000	38,100	2,100	-8,200	2
Savarkundala	36,000	42,600	43,000	400	7,000	1
Shapar	1,75,600	1,06,100	1,18,300	12,200	-57,300	7
Surendranagar	1,99,000	1,48,951	1,60,090	11,139	-38,910	2
Talaja	1,89,550	1,15,224	1,20,374	5,150	-69,176	7
Tankara-Neknam	4,27,500	3,72,500	4,15,400	42,900	-12,100	16
Targhadi	1,28,300	1,11,400	1,22,200	10,800	-6,100	4
Tramba-Sardhar	40,500	35,500	39,200	3,700	-1,300	1
Una	67,800	49,600	51,650	2,050	-16,150	3
Wankaner	2,61,350	1,64,300	1,77,000	12,700	-84,350	6
TOTAL	55,48,530	44,14,625	48,04,811	3,90,186	-7,43,719	218



GUJCOT TRADE ASSOCIATION

MONTHLY PRESSING REPORT Apr-2022

North Gujarat						
Station	Apr-21	Mar-22	Apr-22	MoM Change	YoY Change	Fact. In Operation
Visnagar	1,30,050	99,600	1,08,100	8,500	-21,950	4
Vijapur-Mansa	4,04,952	2,68,825	2,88,675	19,850	-1,16,277	12
Harij	2,02,859	1,38,466	1,75,697	37,231	-27,162	16
Radhanpur	53,800	32,250	33,200	950	-20,600	1
Idar-Sabarkantha	13,300	1,622	1,622		-11,678	
Idar-Raiya						
Himmatnagar	60,548	33,400	34,300	900	-26,248	2
Vadali-Sadatpura	20,700	6,350	2,350	-4,000	-18,350	
Khedbrahma						
Kapadwanj	33,000	24,000	24,000		-9,000	
Viramgam	75,750	39,829	69,143	29,314	-6,607	11
Kadi	15,82,086	9,16,080	9,56,115	40,035	-6,25,971	25
Mandal-Bahucharaji	42,010	30,400	51,700		9,690	5
Bavla	16,000	10,000	10,000		-6,000	
Dholka	19,650	14,300	14,900	600	-4,750	1
Dhandhuka	59,823	63,205	66,255	3,050	6,432	5
Talod	8,300	3,200	3,200		-5,100	
TOTAL	27,22,828	16,81,527	18,39,257	1,57,730	-8,83,571	82





GUJCOT TRADE ASSOCIATION

MONTHLY PRESSING REPORT Apr-2022

Main Line

Station	Apr-21	Mar-22	Apr-22	MoM Change	YoY Change	Fact. In Operation
Karjan	56,044	79,200	83,500	4,300	27,456	3
Dabhoi	8,000				-8,000	
Golagamdi	6,000	3,500	3,500		-2,500	
Handod	53,700	51,500	53,100	1,600	-600	3
Bodeli	1,24,050	1,09,800	1,17,400	7,600	-6,650	7
Kosindra	29,600	15,200	16,000	800	-13,600	2
Pavijetpur	30,200	34,000	35,500	1,500	5,300	2
Kaledia	1,21,266	1,18,800	1,27,800	9,000	6,534	5
Palej	15,700	10,000	10,400	400	-5,300	1
Bharuch	4,000	1,850	1,850		-2,150	
Mandala	16,500	26,900	28,000	1,100	11,500	1
Nizar	17,723	12,500	12,800	300	-4,923	1
Hansot	1,400				-1,400	
Badalpur	14,500	400	400		-14,100	
Sinor	1,400				-1,400	
Olpad	620				-620	
Valiya	9,300				-9,300	
Samlaya	5,500				-5,500	
TOTAL	5,15,503	4,63,650	4,90,250	26,600	-25,253	25

Kutch

Station	Apr-21	Mar-22	Apr-22	MoM Change	YoY Change	Fact. In Operation
Abdasa	16,000	20,500	23,500	3,000	7,500	1
Anjar	1,66,681	1,20,450	1,34,933	14,483	-31,748	6
Bhuj	9,300	17,200	19,500	2,300	10,200	2
Mandvi	37,800	26,500	28,700	2,200	-9,100	1
Nakhatrana						
Rapar	7,280				-7,280	
TOTAL	2,37,061	1,84,650	2,06,633	21,983	-30,428	10





GUJCOT TRADE ASSOCIATION

MONTHLY PRESSING REPORT Mar-2022

Again Team Gujcot thanks our direct and indirect helpers.

For Data Collection

We are thankful to

Shri Manishbhai - Anjar

Shri Mukeshbhai Purohit

Nileshbhai - Manager SGA

Premjibhai - Manavadar

Milankumar - Manager

Gujcot Trade Association

For Data Verification

We are thankful to

Shri Jatinbhai - Vijapur

Shri Sujalbhai

Shri Pravinbhai

Shri Jagdishbhai Soni

Shri Chetanbhai Shree Gita Group - Morbi

Shri Kishorbhai - Talaja

Shri Jaytibhai -Botad

Once again thanks to whole Gujarat Cotton value chain for their co-operation.

For, Gujcot Trade Association

Akash Shah

[President]

For, Gujcot Trade Association

Ajay Shah

[Secretary]

Report Sponsors:

[Click on Sponsor's Logo to visit Sponsor's Website](#)



Axita Cotton Limited

