



GUJCOT TRADE ASSOCIATION

MONTHLY PRESSING REPORT Feb-2023

Dear All Cotton Friends,

Gujcot has collected pressing figures from all ginners and compiled data to serve whole trade. In this mission we get valuable support from many of our trade personalities. We Gujcot team is very thankful to all helping hands, who worked directly or indirectly, with their valuable support, we are able to put real time pressing figures. We thank all Gujarat Ginners for their cooperating with Gujcot team to share their pressing figures. We hope the whole Textile value Chain will be benefitted by these data and will help us in future to achieve our goal to serve our cotton trade.

Report Sponsors:

Click on Sponsor's Logo to visit Sponsor's Website



Axita Cotton Limited



GUJCOT TRADE ASSOCIATION

MONTHLY PRESSING REPORT Feb-2023

Summary

- During the month of Feb Gujarat has pressed 11,56,958 Bales (S-6 11,10,458 Bales and V-797 46,500 Bales), which is equivalent to total 11,02,513 Bales of 170 Kgs. (Shankar 10,58,201 Bales and V-797 44,312 Bales).
- Cumulative Pressing in running bales till 28th Feb is 46,36,271 Running Bales of Shankar 6 and 47,500 Running Bales of V-797, Total Pressing 46,83,771 Bales. So, the statistical bales of 170 Kg. is 44,18,094 Bales of Shankar 6 and 45,265 Bales of V-797.
- Average pressing per day was 41,320 Running Bales and 39,375 Bales 170 Kg. for 28 days.
- During the month of Feb Total active ginning factories were 566 (Saurashtra 353, North Gujarat 175, Main Line 29 and Kutch 9).



GUJCOT TRADE ASSOCIATION

MONTHLY PRESSING REPORT

Feb-2023

Gujcot Trade Association

Gujarat Pressing Summary 28-Feb-2023

2022-23	CUMULATIVE PRESSING (IN 170 Kgs)					
	Feb-22	Jan-23	Feb-23	M/M Change (In Bales)	Y/Y Change (In Bales)	Y/Y Change (In %)
Shankar 6						
Saurashtra	36,16,008	21,22,594	27,38,469	6,15,875	-8,77,539	-24.27%
North Gujarat	13,48,655	8,55,265	11,93,072	3,37,807	-1,55,583	-11.54%
Main Line	3,97,043	2,51,672	3,29,241	77,569	-67,802	-17.08%
Kutch	1,55,234	1,30,362	1,57,312	26,949	-2,077	1.34%
Total	55,16,940	33,59,892	44,18,094	10,58,201	-10,98,846	-19.92%
V-797	31,114	953	45,265	44,312	14,151	45.48%
Total	55,48,053	33,60,845	44,63,358	11,02,513	-10,84,695	-19.55%
Remark : Daily Pressing Average 41,320 RB - 39,375 170 Kg Bales						

Pressing in Running Bales

Zone	As On 28-02-2023 (Cumulative)			During Feb 2023 (Monthly)		
	Shankar-6	V 797	Total	Shankar-6	V 797	Total
Saurashtra	28,73,702	1,700	28,75,402	6,46,289	1,700	6,47,989
North Gujarat	12,51,989	45,800	12,97,789	3,54,489	44,800	3,99,289
Main Line	3,45,500		3,45,500	81,400		81,400
Kutch	1,65,080		1,65,080	28,280		28,280
Total	46,36,271	47,500	46,83,771	11,10,458	46,500	11,56,958

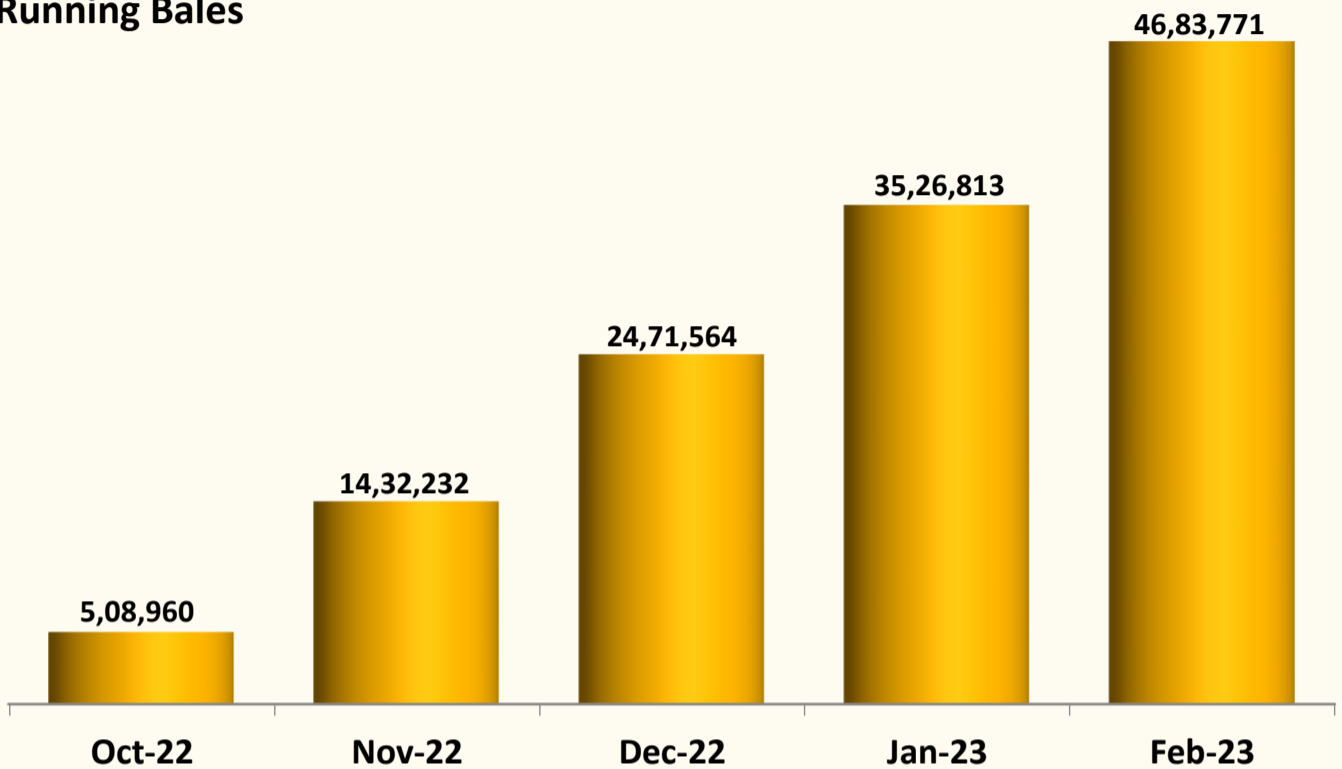


GUJCOT TRADE ASSOCIATION

MONTHLY PRESSING REPORT Feb-2023

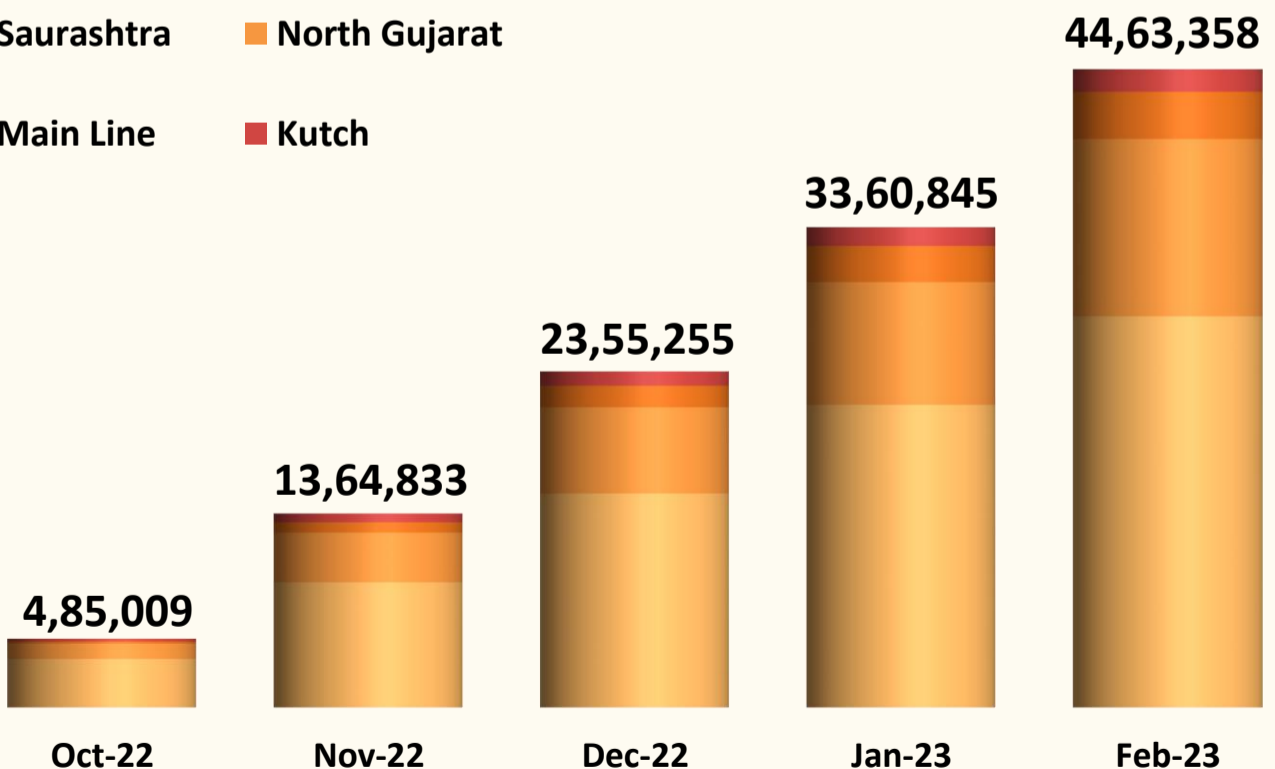
Gujarat Cumulative Cotton Pressing

Running Bales



Gujarat Cumulative Pressing In 170 Kg

- Saurashtra
- North Gujarat
- Main Line
- Kutch



Axita Cotton Limited

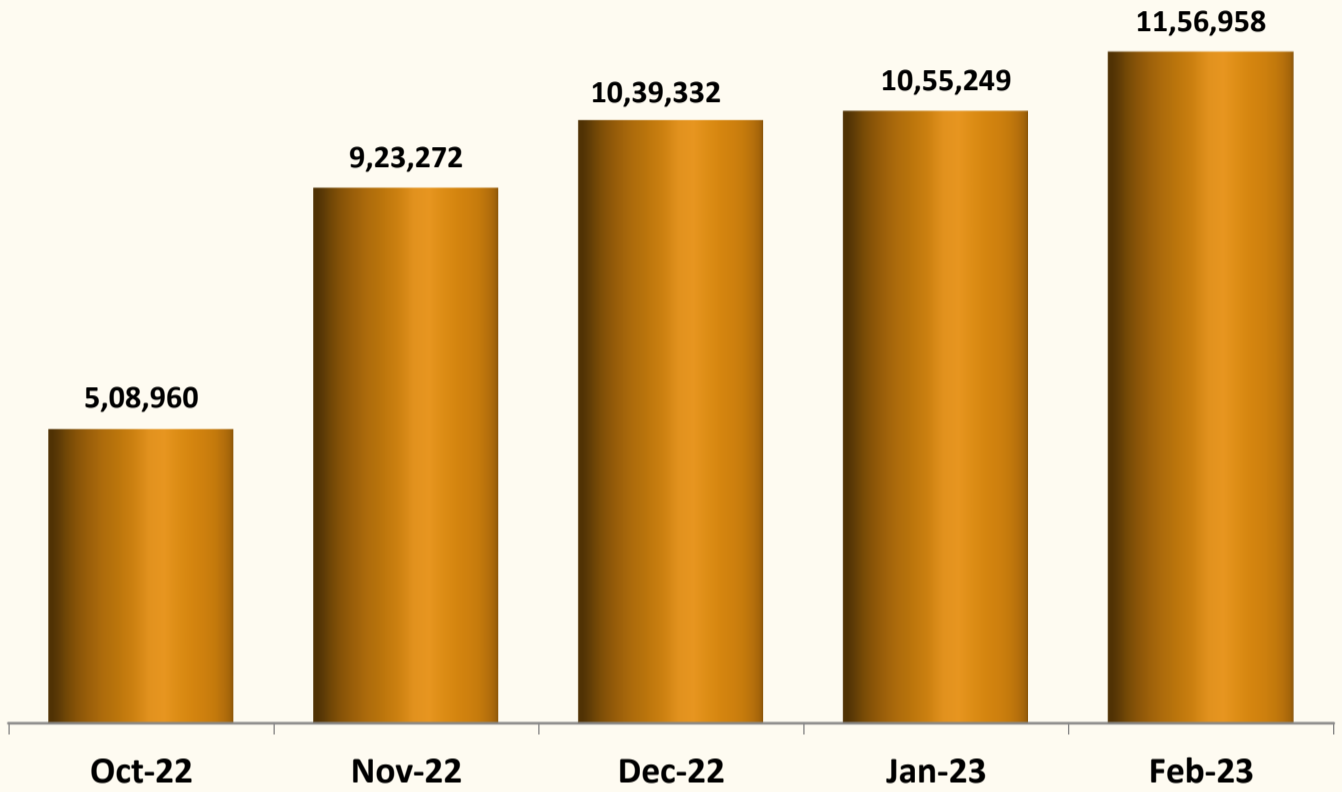


GUJCOT TRADE ASSOCIATION

MONTHLY PRESSING REPORT Feb-2023

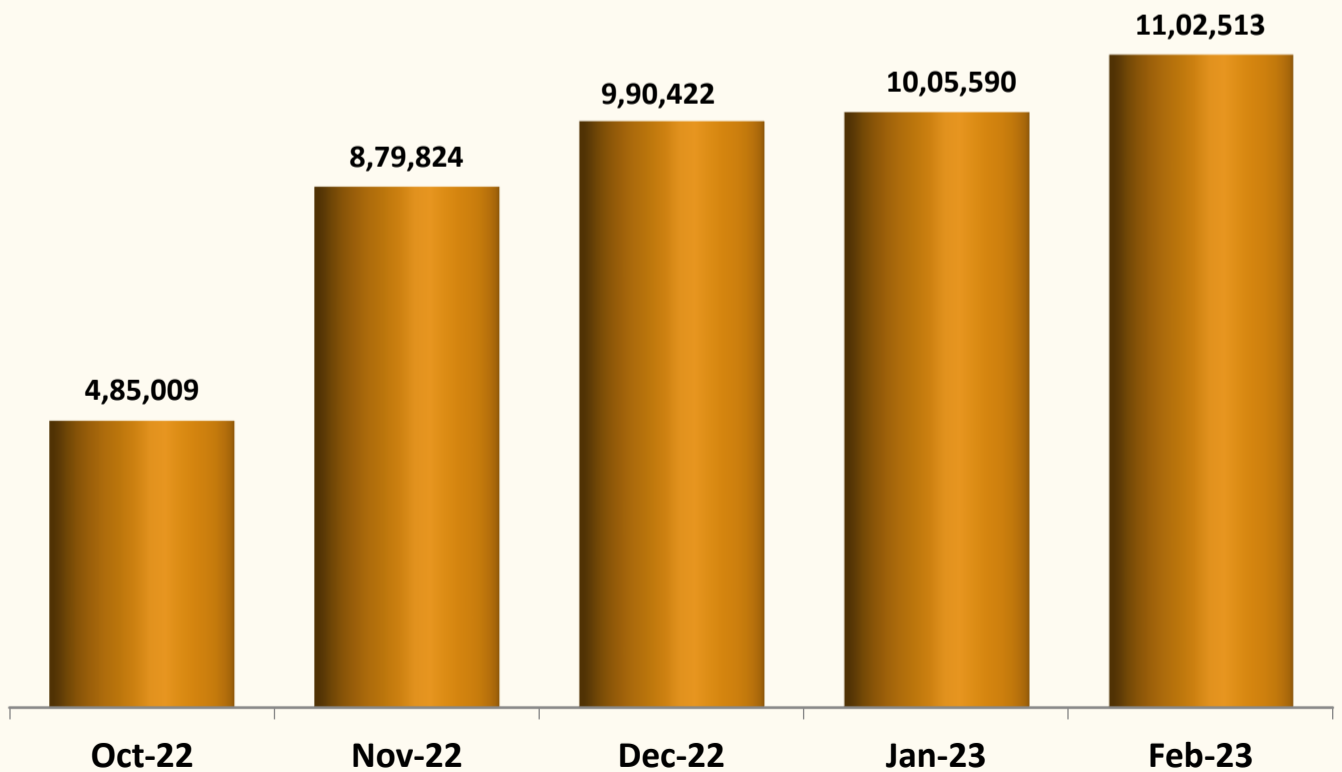
Gujarat Monthly Cotton Pressing

Running Bales



Gujarat Monthly Cotton Pressing

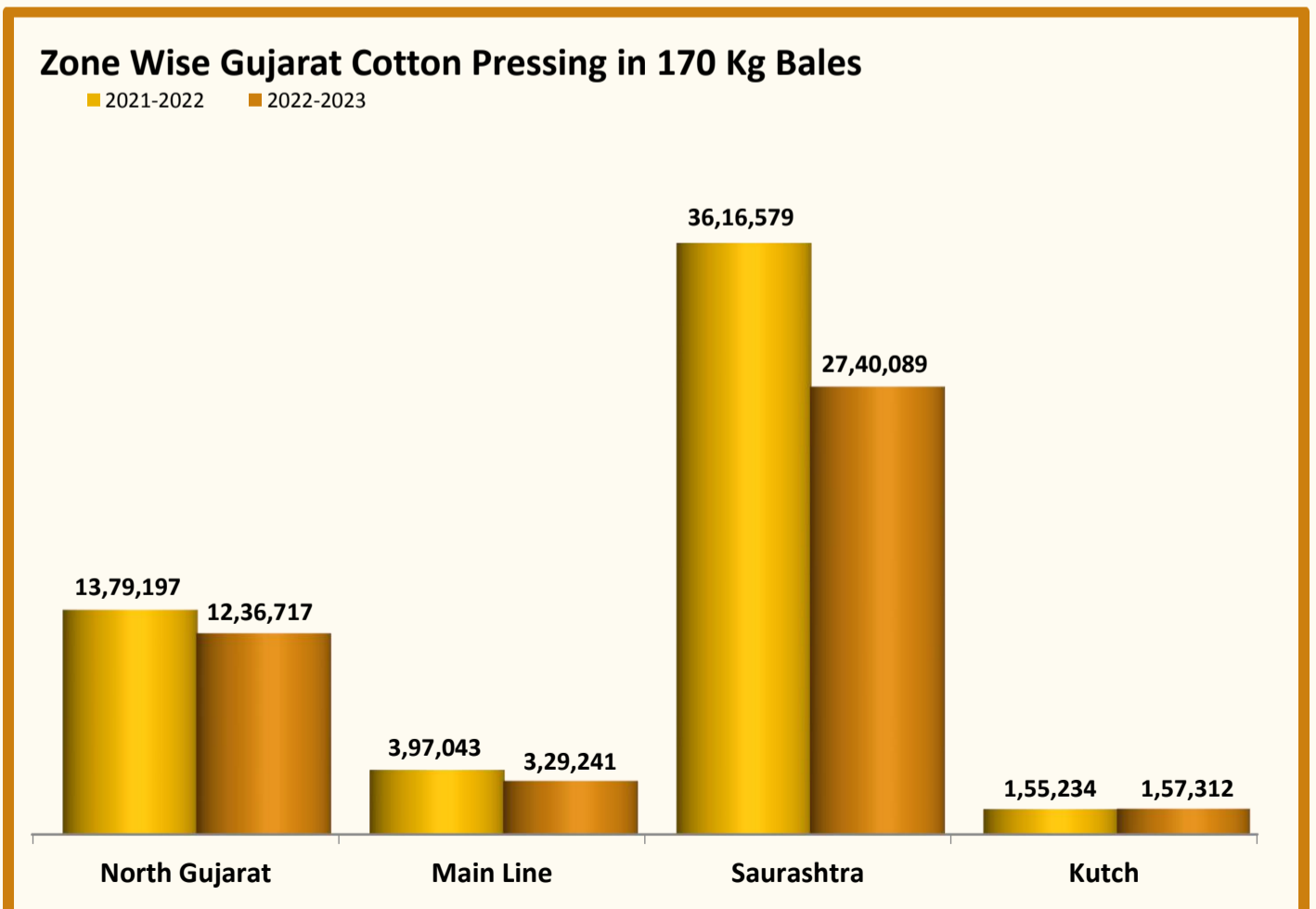
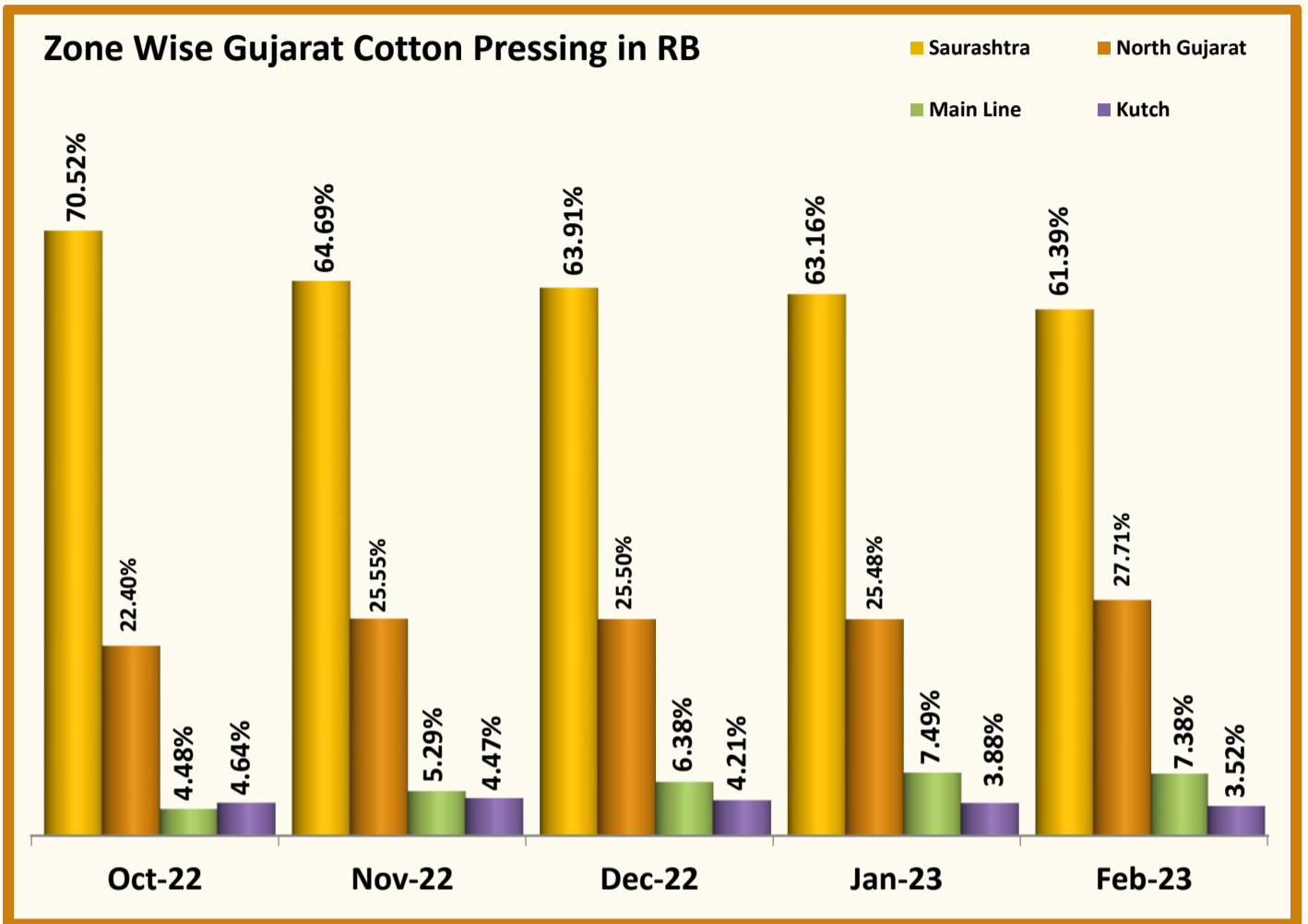
170 Kg Bales





GUJCOT TRADE ASSOCIATION

MONTHLY PRESSING REPORT Feb-2023





GUJCOT TRADE ASSOCIATION

MONTHLY PRESSING REPORT Feb-2023

Saurashtra						
Station	Feb-22	Jan-23	Feb-23	MoM Change	YoY Change	Fact. In Operation
Amreli	2,18,640	1,18,161	1,52,740	34,579	-65,900	22
Babra	1,89,100	98,000	1,30,700	32,700	-58,400	21
Botad	4,53,350	2,66,220	3,45,520	79,300	-1,07,830	45
Chotila	80,409	47,111	61,707	14,596	-18,702	4
Chuda	13,900	19,700	25,300	5,600	11,400	3
Damnagar	6,100	4,650	5,200	550	-900	2
Dhasa	3,06,850	1,77,820	2,25,050	47,230	-81,800	38
Dhoraji-Upleta	33,400	26,600	31,600	5,000	-1,800	5
Dhrangadhra-Halvad	1,99,600	1,69,678	2,05,525	35,847	5,925	13
Gariyadhar	42,000	20,500	24,800	4,300	-17,200	5
Gondal	1,47,610	66,350	83,300	16,950	-64,310	12
Jamkandorna	16,500	8,000	11,000	3,000	-5,500	2
Jamnagar-Falla	2,99,520	2,36,400	3,06,700	70,300	7,180	25
Jasdan	1,55,700	84,600	1,13,150	28,550	-42,550	13
Jetpur	61,000	60,000	68,500	8,500	7,500	3
Kuvadava	31,100	17,900	22,000	4,100	-9,100	2
Lakhtar	18,200	7,500	9,700	2,200	-8,500	1
Limbdi	43,500	23,600	33,000	9,400	-10,500	5
Mahuva	1,09,815	54,000	67,389	13,389	-42,426	12
Manavadar	1,98,600	1,10,206	1,55,850	45,644	-42,750	32
Morbi	1,30,600	79,600	1,10,000	30,400	-20,600	10
Palitana	14,700	5,100	6,100	1,000	-8,600	2
Porbandar	1,000	1,500	2,000	500	1,000	1
Rajula	32,500	23,900	28,700	4,800	-3,800	3
Savarkundala	39,400	18,800	23,700	4,900	-15,700	5
Shapar	83,400	41,600	49,900	8,300	-33,500	6
Surendranagar	1,27,808	92,100	1,07,500	15,400	-20,308	4
Talaja	1,00,174	50,166	59,770	9,604	-40,404	11
Tankara-Neknam	3,18,900	1,34,800	1,80,000	45,200	-1,38,900	22
Targhadi	99,400	51,400	86,000	34,600	-13,400	8
Tramba-Sardhar	30,200	14,000	18,700	4,700	-11,500	1
Una	46,400	33,200	40,100	6,900	-6,300	6
Wankaner	1,45,800	64,251	84,201	19,950	-61,599	9
TOTAL	37,95,176	22,27,413	28,75,402	6,47,989	-9,19,774	353



GUJCOT TRADE ASSOCIATION

MONTHLY PRESSING REPORT Feb-2023

North Gujarat

Station	Feb-22	Jan-23	Feb-23	MoM Change	YoY Change	Fact. In Operation
Visnagar	88,000	47,900	60,250	12,350	-27,750	7
Vijapur-Mansa	2,42,075	1,62,700	2,26,150	63,450	-15,925	32
Harij	93,674	1,16,585	1,52,612	36,027	58,938	19
Radhanpur	30,700	27,032	29,432	2,400	-1,268	3
Idar-Sabarkantha	1,622	6,500	11,100	4,600	9,478	2
Idar-Raiya						
Himmatnagar	26,800	31,100	42,000	10,900	15,200	4
Vadali-Sadatpura	2,100	9,000	13,200	4,200	11,100	2
Khedbrahma						
Kapadwanj	22,800	26,000	35,700	9,700	12,900	2
Viramgam	23,629	14,700	32,400	17,700	8,771	9
Kadi	8,26,500	4,05,912	6,20,763	2,14,851	-2,05,737	72
Mandal-Bahucharaji	5,700	6,500	15,200		9,500	5
Bavla	9,000	4,500	9,500	5,000	500	1
Dholka	13,100	6,200	8,400	2,200	-4,700	4
Dhandhuka	58,405	30,171	37,182	7,011	-21,223	11
Talod	3,200	3,700	3,900	200	700	2
TOTAL	14,47,305	8,98,500	12,97,789	3,99,289	-1,49,516	175

e-Cotton

"eCotton - domestic" - Mobile Application

Cotton Bales Trading Platform

For Ginners, Spinners, Traders, Exporters & Brokers



GUJCOT TRADE ASSOCIATION

MONTHLY PRESSING REPORT Feb-2023

Main Line

Station	Feb-22	Jan-23	Feb-23	MoM Change	YoY Change	Fact. In Operation
Karjan	67,300	62,500	82,500	20,000	15,200	3
Dabhoi						
Golagamdi	10,600				-10,600	
Handod	45,800	32,600	42,300	9,700	-3,500	5
Bodeli	99,400	42,100	56,900	14,800	-42,500	8
Kosindra	13,200	13,700	16,900	3,200	3,700	2
Pavijetpur	30,800	18,500	24,000	5,500	-6,800	2
Kaledia	1,02,000	65,700	84,500	18,800	-17,500	5
Palej	9,300	11,600	14,700	3,100	5,400	2
Bharuch	1,850	1,200	3,200	2,000	1,350	1
Mandala	23,500	16,200	20,500	4,300	-3,000	1
Nizar	12,500				-12,500	
Hansot						
Badalpur	400				-400	
Sinor						
Olpad						
Valiya						
Samlaya						
TOTAL	4,16,650	2,64,100	3,45,500	81,400	-71,150	29

Kutch

Station	Feb-22	Jan-23	Feb-23	MoM Change	YoY Change	Fact. In Operation
Abdasa	18,000	12,000	14,000	2,000	-4,000	1
Anjar	1,06,200	96,700	1,16,980	20,280	10,780	6
Bhuj	15,000	9,700	12,500	2,800	-2,500	1
Mandvi	23,700	18,400	21,600	3,200	-2,100	1
Nakhatrana						
Rapar						
TOTAL	1,62,900	1,36,800	1,65,080	28,280	2,180	9





GUJCOT TRADE ASSOCIATION

MONTHLY PRESSING REPORT Feb-2023

Again Team Gujcot thanks our direct and indirect helpers.

For Data Collection

We are thankful to

Shri Manishbhai - Anjar

Shri Mukeshbhai Purohit

Nileshbhai - Manager SGA

Premjibhai - Manavadar

Kalpeshbhai - Manager

Gujcot Trade Association

For Data Verification

We are thankful to

Shri Jatinbhai - Vijapur

Shri Sujalbhai

Shri Pravinbhai

Shri Jagdishbhai Soni

Shri Chetanbhai Shree Gita Group - Morbi

Shri Kishorbhai - Talaja

Shri Jaytibhai -Botad

Once again thanks to whole Gujarat Cotton value chain for their co-operation.

For, Gujcot Trade Association

Akash Shah

[President]

For, Gujcot Trade Association

Ajay Shah

[Secretary]

Report Sponsors:

[Click on Sponsor's Logo to visit Sponsor's Website](#)



Axita Cotton Limited