



GUJCOT TRADE ASSOCIATION

MONTHLY PRESSING REPORT

FEB 2019

Dear All Cotton Friends,

Gujcot has collected pressing figures from all ginners and compiled data to serve whole trade. In this mission we get valuable support from many of our trade personalities. We Gujcot team is very thankful to all helping hands, who worked directly or indirectly, with their valuable support, we are able to put real time pressing figures. We thank all Gujarat Ginners for their cooperating with Gujcot team to share their pressing figures. We hope the whole Textile value Chain will be benefitted by these data and will help us in future to achieve our goal to serve our cotton trade.

Report Sponsors :



Basil Commodities



Axita Cotton Limited



Dharmdeep Commodities Pvt. Ltd.





GUJCOT TRADE ASSOCIATION

MONTHLY PRESSING REPORT

FEB 2019

Summary

- During the month of February Gujarat has pressed 12,65,854 Running Bales of Shankar 6 and 60,350 Running Bales of V-797 Total 13,26,204 RB. So the statistical bales of 170 Kg. was 12,06,284 Bales of Shankar 6 and 57,510 Bales of V-797 Total 12,63,794 Bales.
- Cumulative Pressing till 28th February is 64,46,478 Bales (Shankar-6 63,29,128 Bales and V-797 1,17,350 Bales), which is equivalent to total 61,43,114 Bales of 170 Kg. (Shankar 6 60,31,287 Bales and V-797 1,11,828 Bales).
- Average per day Pressing was 47,364 Running Bales and 45,136 Bales 170 Kg. for 28 days.
- During the month of February Total active ginning factories were 667 (Saurashtra 411, North Gujarat 204, Main Line 34 and Kutch 18).

During the month of February Gujarat received steady arrivals. So daily pressing average was nearly 47,000 running bales. Per factory average was nearly 71 bales a day which indicates that due to disparity ginning are running very slow.

Gujarat Kapas rate remained steady around Rs. 1,100 per 20 Kg at village. Variation in seed rate gave some time parity to ginner. Yet farmers are not willing to sale at lower rate and this slow arrival will be maintained for long time and season will run longer despite lower production.

Ginners are carrying old stock of higher rate so now selling current arrivals daily. Market remained range bound due to ample availability in the market. Gujarat Mills are covered up to 30 days to 60 days as per financial capacity.

March arrivals will also remain steady.



GUJCOT TRADE ASSOCIATION

MONTHLY PRESSING REPORT

FEB 2019

Gujcot Trade Association

Gujarat Pressing Summary 28-February-2019

2018-19	CUMULATIVE PRESSING (IN 170 Kg)					
	Feb-18	Jan-19	Feb-19	M/M Change (In Bales)	Y/Y Change (In Bales)	Y/Y Change (In %)
Shankar 6						
Saurashtra	43,01,119	27,34,349	34,23,227	6,88,877	-8,77,892	-20.41%
North Gujarat	23,22,414	15,07,393	19,27,904	4,20,511	-3,94,510	-16.99%
Main Line	4,13,210	3,74,887	4,41,212	66,325	28,002	6.78%
Kutch	2,60,839	2,08,373	2,38,944	30,571	-21,895	-8.39%
Total	72,97,582	48,25,002	60,31,287	12,06,284	-12,66,295	-17.35%
V-797	30,732	54,318	1,11,828	57,510	81,095	263.88%
Total	73,28,314	48,79,320	61,43,114	12,63,794	-11,85,200	-16.17%

Remark : Daily Pressing Average 47,364 Running Bales - 45,136 170 Kg Bales

Running Bales Pressing						
ZONE	As on 28th Feb-2019			During Feb-2019		
	Shankar 6	V-797	Total	Shankar 6	V-797	Total
Saurashtra	35,92,275	4,500	35,96,775	7,22,896	2,100	7,24,996
North Gujarat	20,23,109	1,12,850	21,35,959	4,41,277	58,250	4,99,527
Main Line	4,63,000		4,63,000	69,600		69,600
Kutch	2,50,744		2,50,744	32,081		32,081
Total	63,29,128	1,17,350	64,46,478	12,65,854	60,350	13,26,204



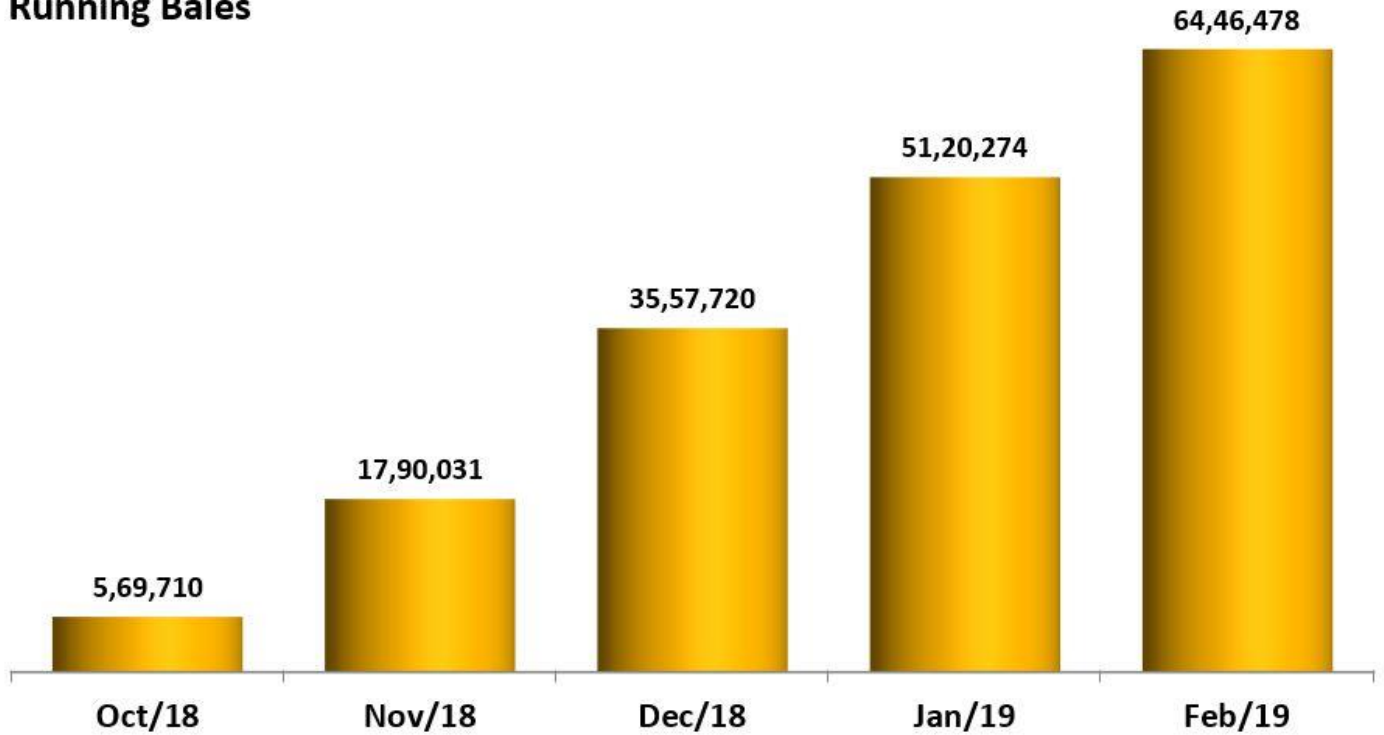
GUJCOT TRADE ASSOCIATION

MONTHLY PRESSING REPORT

FEB 2019

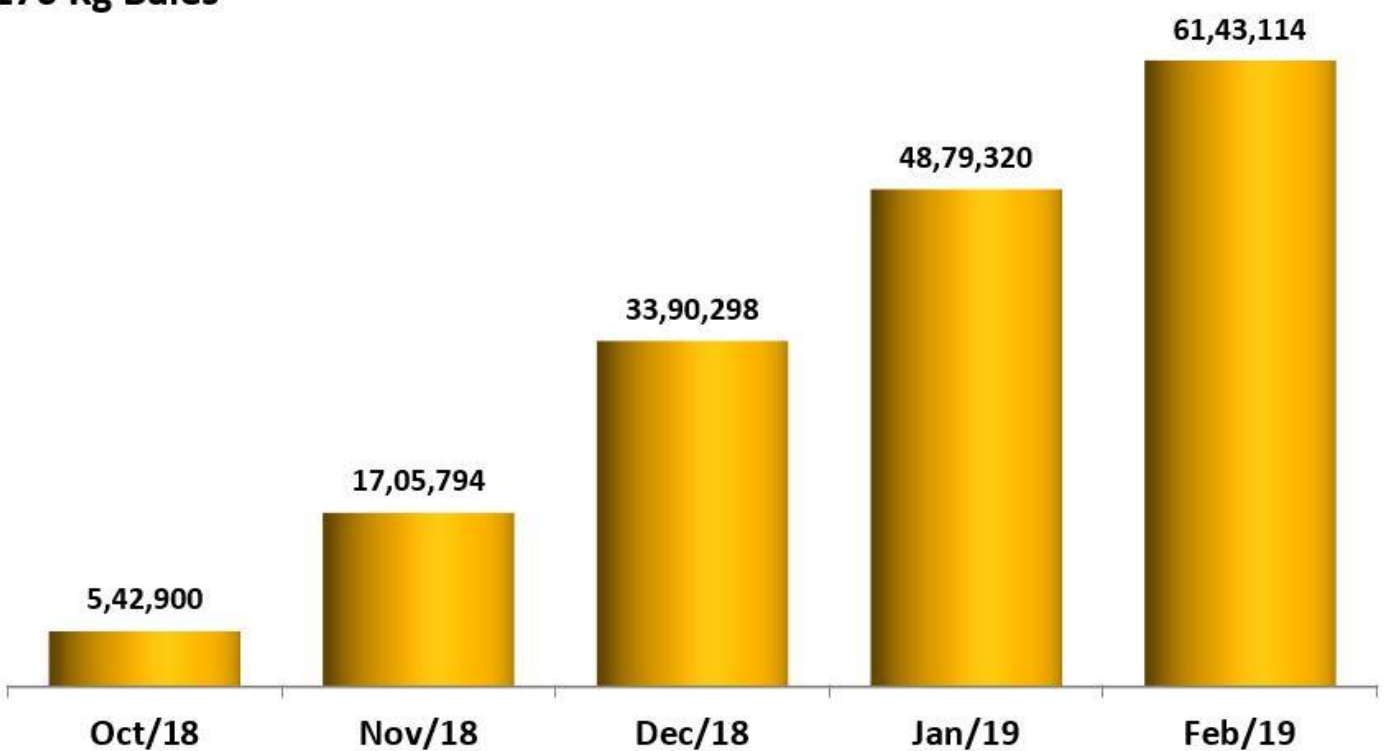
Gujarat Cumulative Cotton Pressing

Running Bales



Gujarat Cumulative Cotton Pressing

170 Kg Bales



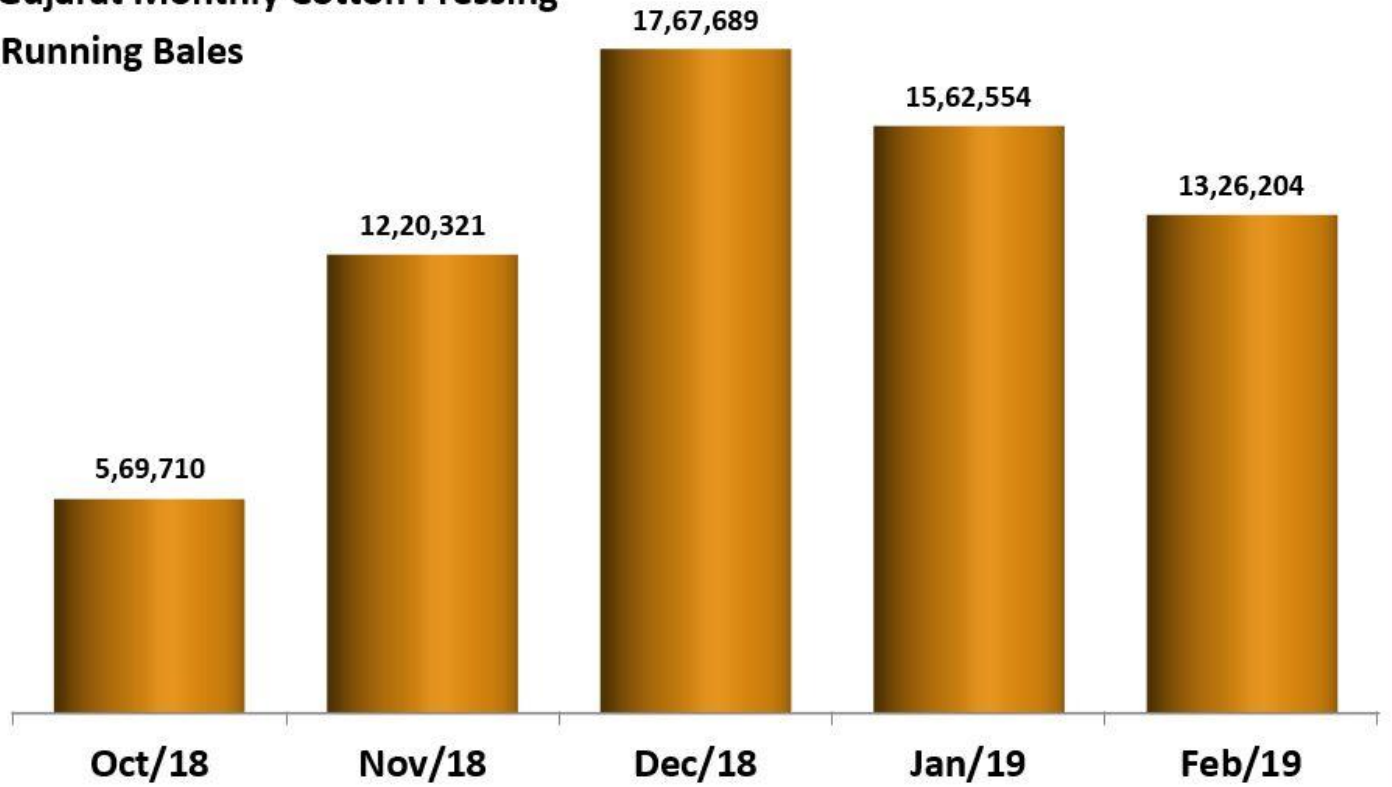


GUJCOT TRADE ASSOCIATION

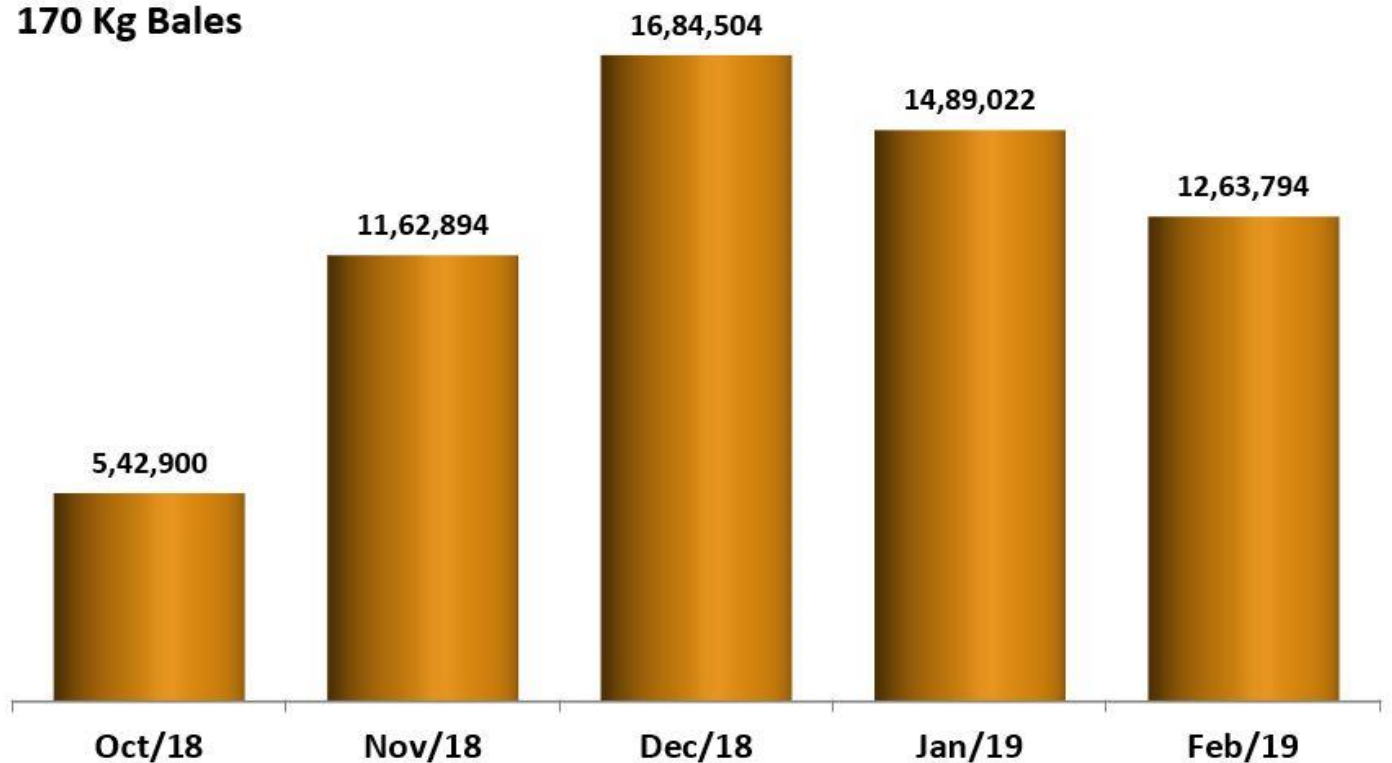
MONTHLY PRESSING REPORT

FEB 2019

Gujarat Monthly Cotton Pressing Running Bales



Gujarat Monthly Cotton Pressing 170 Kg Bales

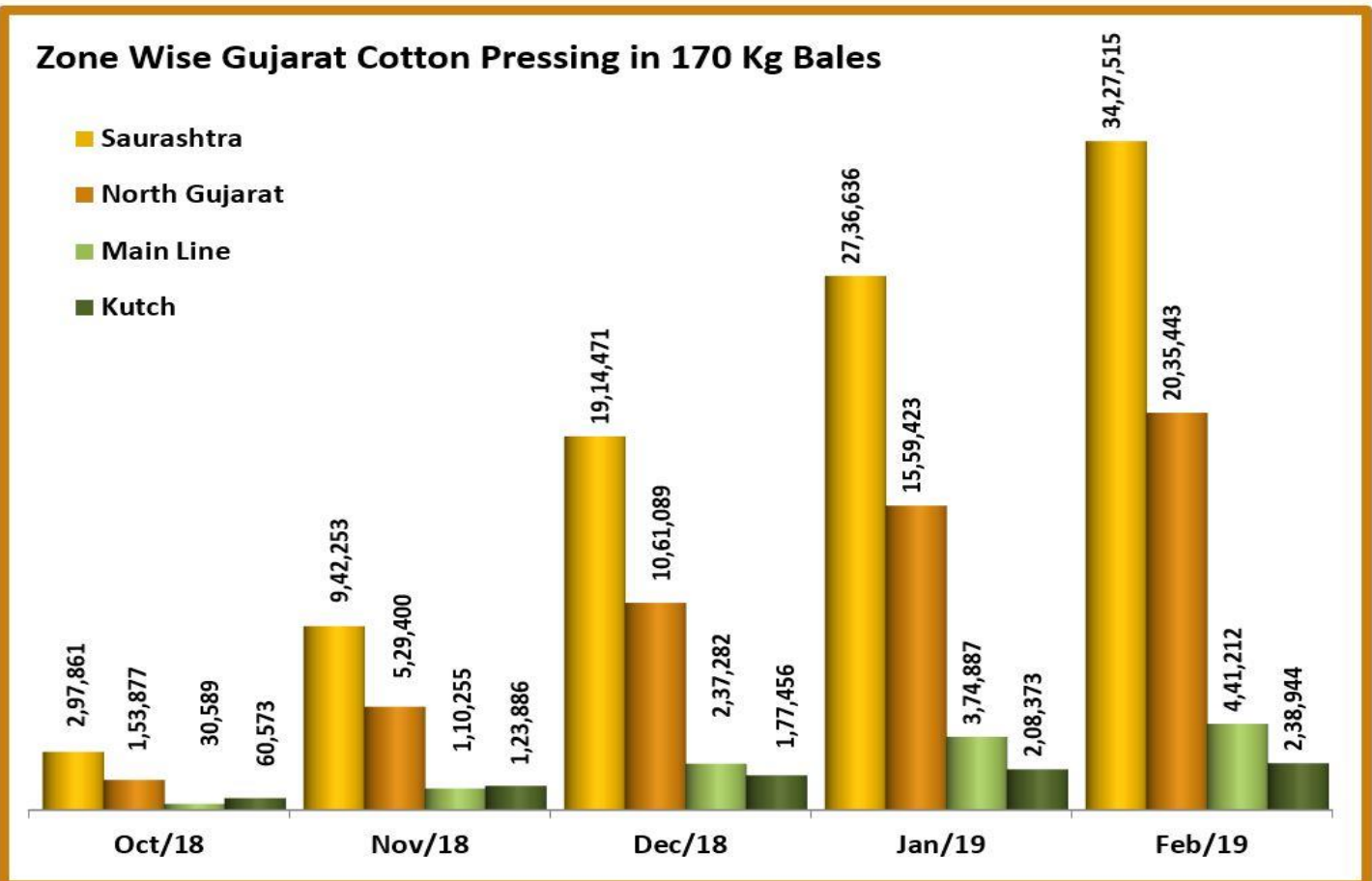
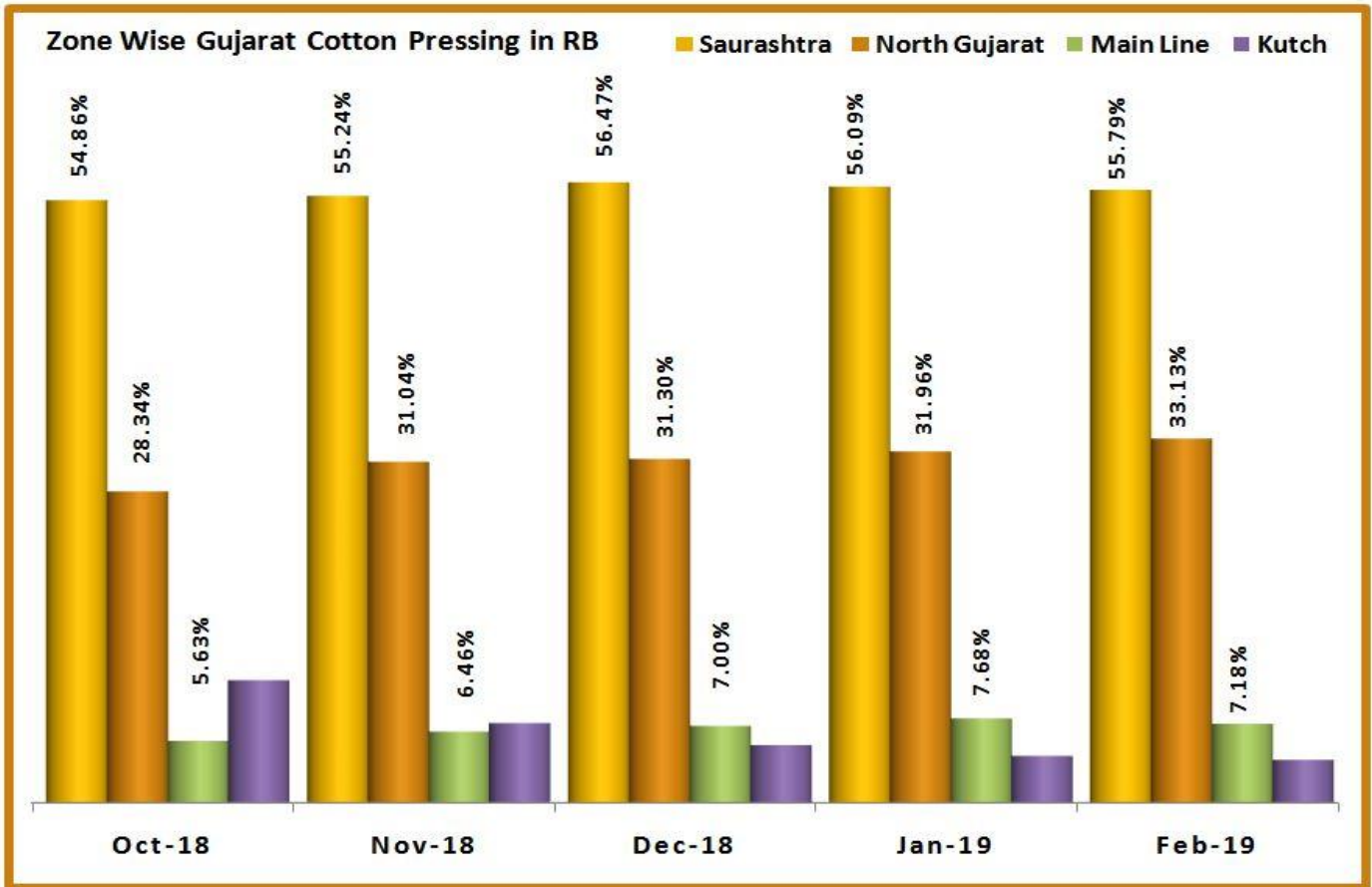




GUJCOT TRADE ASSOCIATION

MONTHLY PRESSING REPORT

FEB 2019





GUJCOT TRADE ASSOCIATION

MONTHLY PRESSING REPORT

FEB 2019

Saurashtra			
Factories in Op.: 411	Jan-19	Feb-19	MoM Change
Station	Running Bales		
Amreli	1,30,950	1,68,450	37,500
Babra	1,36,800	1,59,500	22,700
Botad	2,76,200	3,30,100	53,900
Chotila	56,208	75,495	19,287
Chuda	12,700	17,000	4,300
Damnagar	6,000	6,300	300
Dhasa	2,41,100	2,90,850	49,750
Dhoraji-Upleta	40,900	53,500	12,600
Dhrangadhra-Halvad	1,74,500	2,05,800	31,300
Gariyadhar	32,000	39,500	7,500
Gondal	1,31,000	1,76,100	45,100
Jamkandorna	12,700	13,200	500
Jamnagar-Falla	1,74,950	2,39,700	64,750
Jasdan	1,14,800	1,49,700	34,900
Jetpur	27,000	33,800	6,800
Kuvadava	25,200	29,800	4,600
Lakhtar	20,700	23,100	2,400
Limbdi	36,300	46,300	10,000
Mahuva	78,600	96,800	18,200
Manavadar	1,56,700	1,96,300	39,600
Morbi	83,071	1,03,100	20,029
Palitana	11,800	14,700	2,900
Porbandar	3,900	6,400	2,500
Rajula	24,700	33,200	8,500
Savarkundala	9,000	13,500	4,500
Shapar	90,500	1,25,700	35,200
Surendranagar	1,29,700	1,66,200	36,500
Talaja	1,00,800	1,16,800	16,000
Tankara-Neknam	2,18,350	2,66,250	47,900
Targhadi	93,200	1,25,400	32,200
Tramba-Sardhar	28,000	32,000	4,000
Una	41,400	47,300	5,900
Wankaner	1,52,050	1,94,930	42,880
TOTAL	28,71,779	35,96,775	7,24,996



Axita Cotton Limited



GUJCOT TRADE ASSOCIATION

MONTHLY PRESSING REPORT

FEB 2019

North Gujarat			
Factories in Op.: 204	Jan-19	Feb-19	MoM Change
Station	Running Bales		
Visnagar	95,000	1,27,600	32,600
Vijapur-Mansa	2,53,600	3,18,100	64,500
Harij	1,21,000	1,59,345	38,345
Radhanpur	41,614	46,114	4,500
Idar-Sabarkantha	13,725	15,380	1,655
Idar-Raiya			
Himmatnagar	47,141	57,641	10,500
Vadali-Sadatpura	10,041	12,041	2,000
Khedbrahma			
Kapadwanj	30,000	35,000	5,000
Viramgam	52,500	72,700	20,200
Kadi	9,07,265	11,97,456	2,90,191
Mandal-Bahucharaji	18,600	34,200	15,600
Bavla	2,700	5,400	2,700
Dholka	18,883	20,933	2,050
Dhandhuka	24,363	34,049	9,686
TOTAL	16,36,432	21,35,959	4,99,527



Dharmdeep Commodities Pvt. Ltd.



GUJCOT TRADE ASSOCIATION

MONTHLY PRESSING REPORT

FEB 2019

Main Line			
Factories in Op.: 34	Jan-19	Feb-19	MoM Change
Station	Running Bales		
Karjan	79,300	92,200	12,900
Dabhoi	5,000	6,500	1,500
Golagamdi	7,000	9,000	2,000
Handod	35,000	40,900	5,900
Bodeli	77,400	94,100	16,700
Kosindra	21,500	24,000	2,500
Pavijetpur	16,000	18,000	2,000
Kaledia	78,200	96,000	17,800
Palej	16,800	18,200	1,400
Bharuch	4,000	5,000	1,000
Mandala	24,000	25,100	1,100
Nizar	13,600	15,000	1,400
Hansot	3,400	4,000	600
Badalpur	6,800	8,000	1,200
Sinor	4,800	6,000	1,200
Olpad	600	1,000	400
TOTAL	3,93,400	4,63,000	69,600
Kutch			
Factories in Op.: 18	Jan-19	Feb-19	MoM Change
Station	Running Bales		
Abdasa	8,500	8,500	
Anjar	1,37,609	1,61,189	23,580
Bhuj	32,554	38,155	5,601
Mandvi	28,800	31,500	2,700
Nakhatrana			
Rapar	11,200	11,400	200
TOTAL	2,18,663	2,50,744	32,081





GUJCOT TRADE ASSOCIATION

MONTHLY PRESSING REPORT

FEB 2019

Again Team Gujcot thanks our direct and indirect helpers.

For Data Collection

We Are Thankful to

Shri Manishbhai – Anjar

Shri Mukeshbhai Purohit

Shri Nileshbhai – Manager SGA

Shri Premjibhai Manvar – Manavadar

Shri Kalpeshbhai – Manager

Gujcot Trade Association

For Data Verification

We are thankful to

Shri Jatinbhai – Vijapur

Shri Sujalbhai

Shri Pravinbhai

Shri Jagdishbhai

Shri Chetanbhai Shree Geeta Group Morbi

Shri Kishorbhai – Talaja

Shri Jayantibhai - Botad

Once again thanks to whole Gujarat Cotton value chain for their co-operation.

For, Gujcot Trade Association

Akash Shah

[President]

For, Gujcot Trade Association

Ajay Shah

[Secretary]

Report Sponsors :



Basil Commodities



Axita Cotton Limited



Dharmdeep Commodities Pvt. Ltd.

