



GUJCOT TRADE ASSOCIATION

MONTHLY PRESSING REPORT Apr-2023

Dear All Cotton Friends,

Gujcot has collected pressing figures from all ginners and compiled data to serve whole trade. In this mission we get valuable support from many of our trade personalities. We Gujcot team is very thankful to all helping hands, who worked directly or indirectly, with their valuable support, we are able to put real time pressing figures. We thank all Gujarat Ginners for their cooperating with Gujcot team to share their pressing figures. We hope the whole Textile value Chain will be benefitted by these data and will help us in future to achieve our goal to serve our cotton trade.

Report Sponsors:

Click on Sponsor's Logo to visit Sponsor's Website





GUJCOT TRADE ASSOCIATION

MONTHLY PRESSING REPORT Apr-2023

Summary

- During the month of Apr Gujarat has pressed 10,13,173 Bales (S-6 9,33,933 Bales and V-797 79,240 Bales), which is equivalent to total 9,65,494 Bales of 170 Kgs. (Shankar 8,89,983 Bales and V-797 75,511 Bales).
- Cumulative Pressing in running bales till 30th Apr is 65,84,568 Running Bales of Shankar 6 and 2,19,575 Running Bales of V-797, Total Pressing 68,04,143 Bales. So, the statistical bales of 170 Kg. is 62,74,706 Bales of Shankar 6 and 2,09,242 Bales of V-797, Total Pressing 64,83,948 Bales.
- Average pressing per day was 33,772 Running Bales and 32,183 Bales 170 Kg. for 30 days.
- During the month of Apr Total active ginning factories were 532 (Saurashtra 327, North Gujarat 172, Main Line 24 and Kutch 9).



GUJCOT TRADE ASSOCIATION

MONTHLY PRESSING REPORT Apr-2023

Gujcot Trade Association						
Gujarat Pressing Summary 30-Apr-2023						
2022-23	CUMULATIVE PRESSING (IN 170 Kgs)					
	Apr-22	Mar-23	Apr-23	M/M Change (In Bales)	Y/Y Change (In Bales)	Y/Y Change (In %)
Shankar 6						
Saurashtra	45,76,129	33,63,454	39,41,559	5,78,105	-6,34,570	-13.87%
North Gujarat	15,50,904	14,32,789	16,62,705	2,29,916	1,11,801	7.21%
Main Line	4,67,179	4,00,807	4,53,981	53,174	-13,198	-2.83%
Kutch	1,96,909	1,87,672	2,16,461	28,788	19,551	9.93%
Total	67,91,122	53,84,723	62,74,706	8,89,983	-5,16,416	-7.60%
V-797	2,04,373	1,33,731	2,09,242	75,511	4,870	2.38%
Total	69,95,494	55,18,454	64,83,948	9,65,494	-5,11,546	-7.31%
Remark : Daily Pressing Average 33,772 RB - 32,183 170 Kg Bales						

Pressing in Running Bales						
Zone	As On 30-04-2023 (Cumulative)			During Apr 2023 (Monthly)		
	Shankar-6	V 797	Total	Shankar-6	V 797	Total
Saurashtra	41,36,204	3,900	41,40,104	6,06,653	800	6,07,453
North Gujarat	17,44,814	2,15,675	19,60,489	2,41,270	78,440	3,19,710
Main Line	4,76,400		4,76,400	55,800		55,800
Kutch	2,27,150		2,27,150	30,210		30,210
Total	65,84,568	2,19,575	68,04,143	9,33,933	79,240	10,13,173

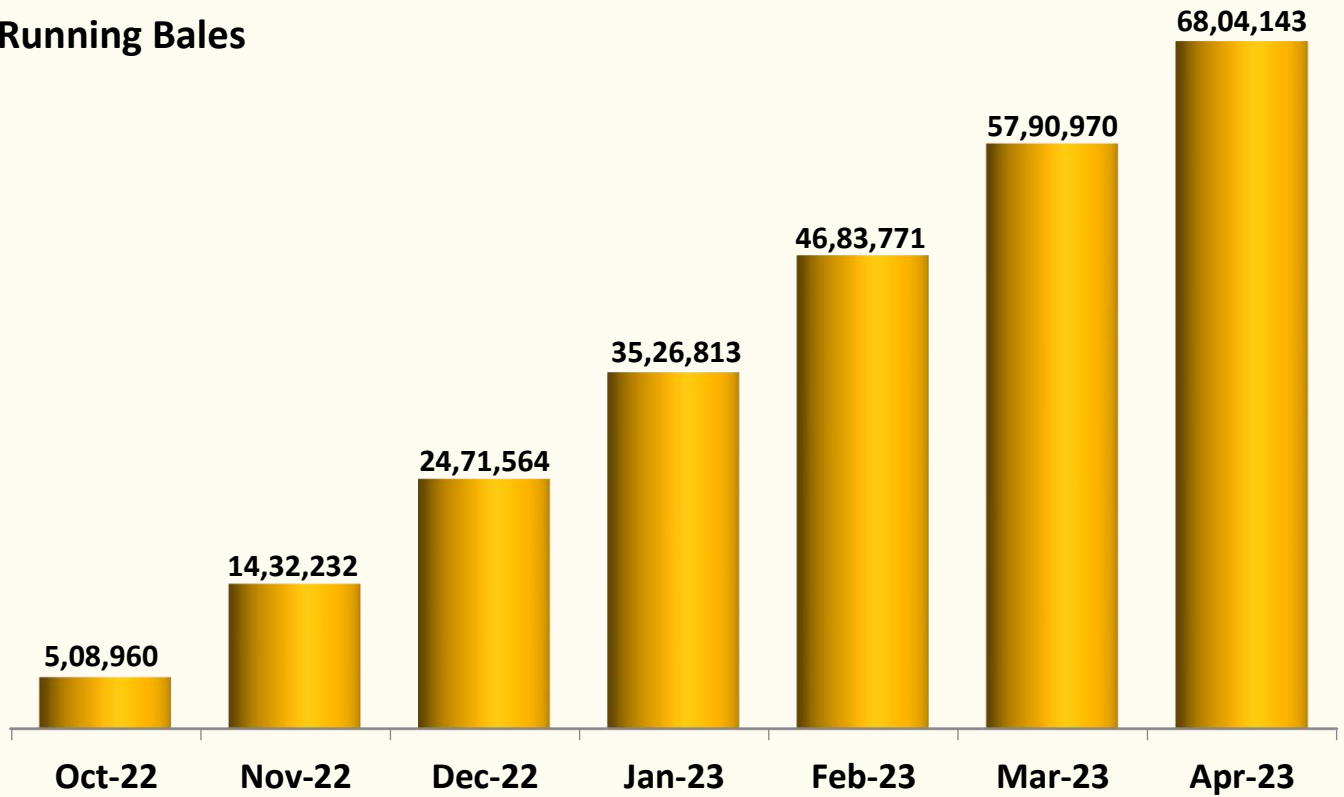


GUJCOT TRADE ASSOCIATION

MONTHLY PRESSING REPORT Apr-2023

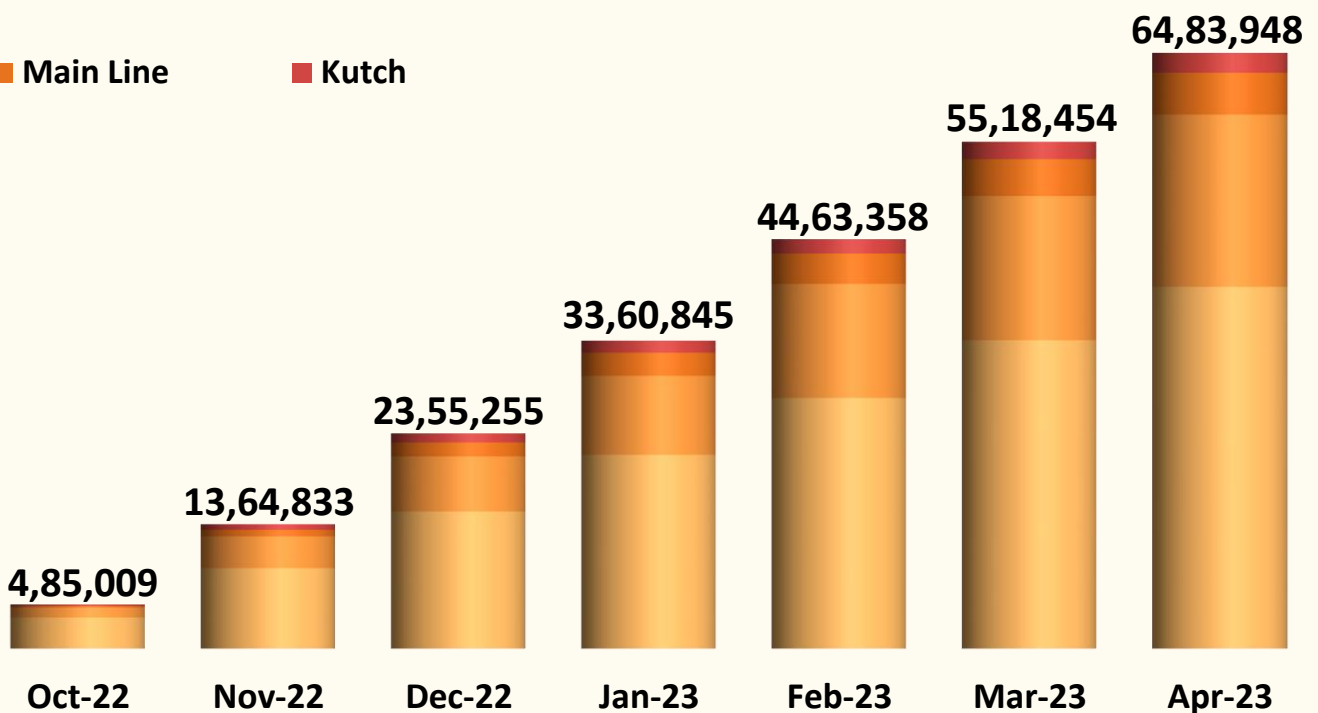
Gujarat Cumulative Cotton Pressing

Running Bales



Gujarat Cumulative Pressing In 170 Kg

- Saurashtra
- North Gujarat
- Main Line
- Kutch



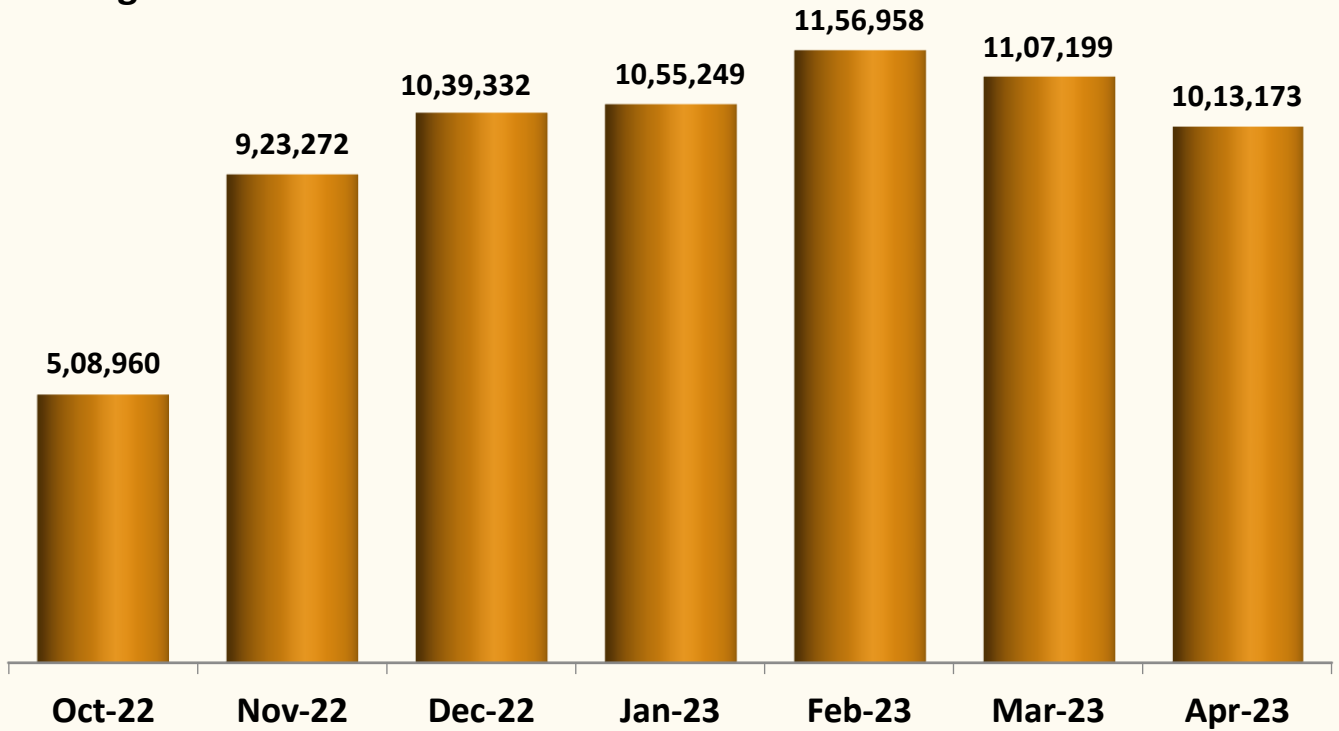


GUJCOT TRADE ASSOCIATION

MONTHLY PRESSING REPORT Apr-2023

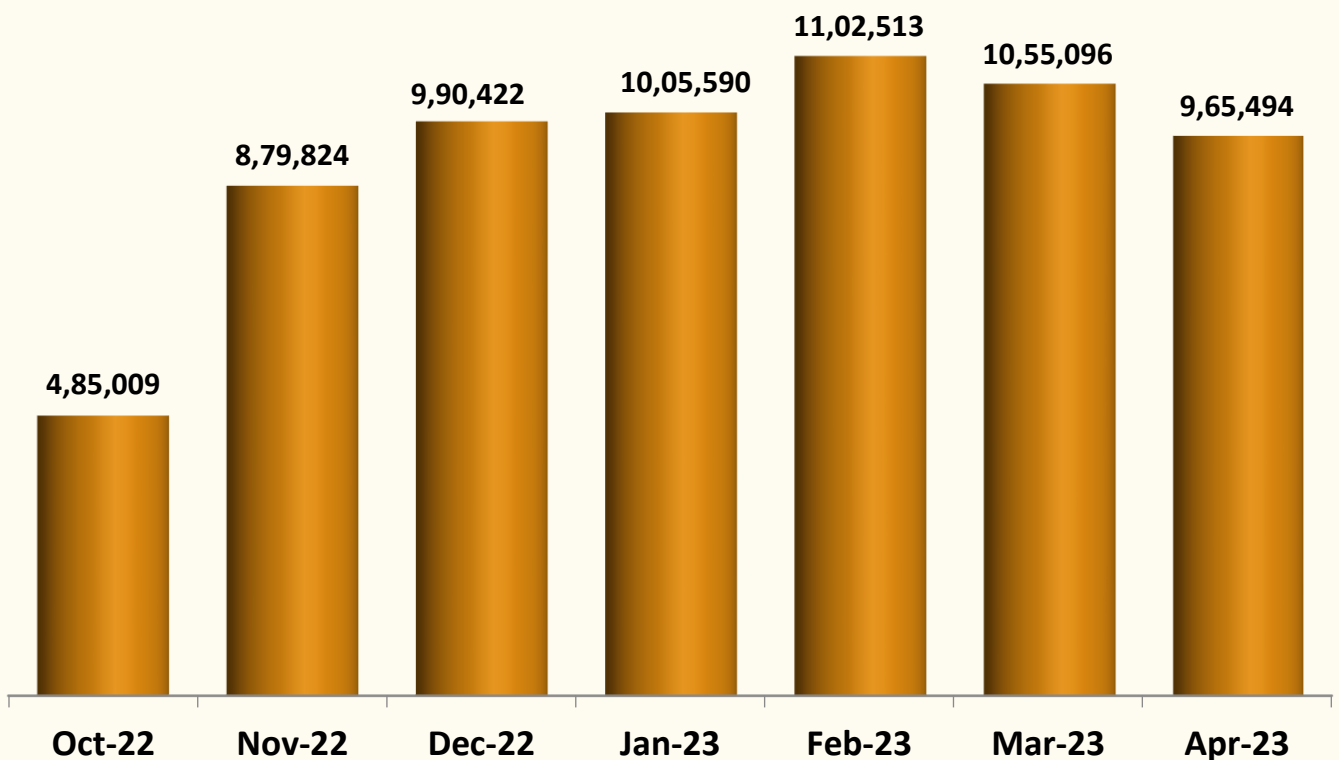
Gujarat Monthly Cotton Pressing

Running Bales



Gujarat Monthly Cotton Pressing

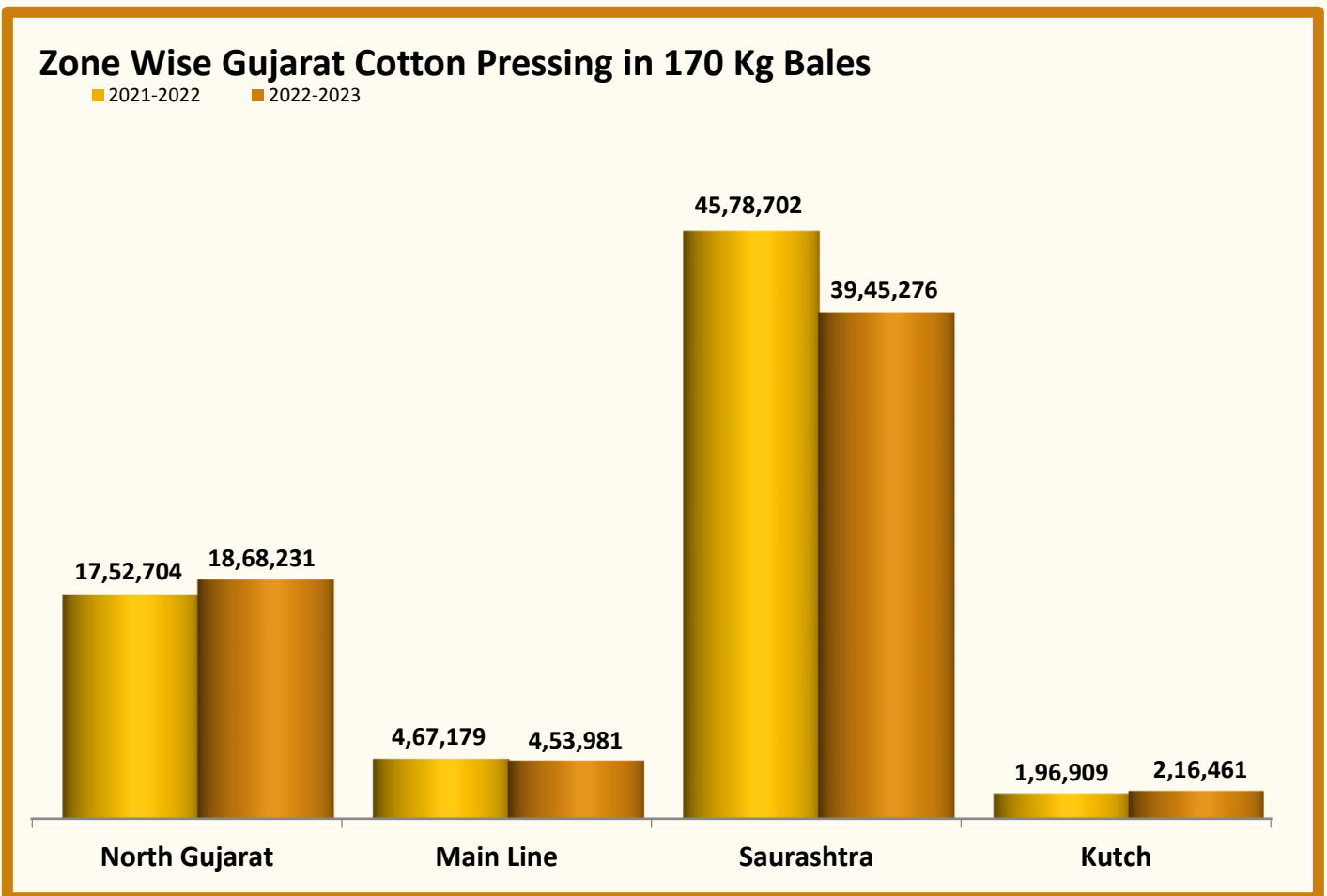
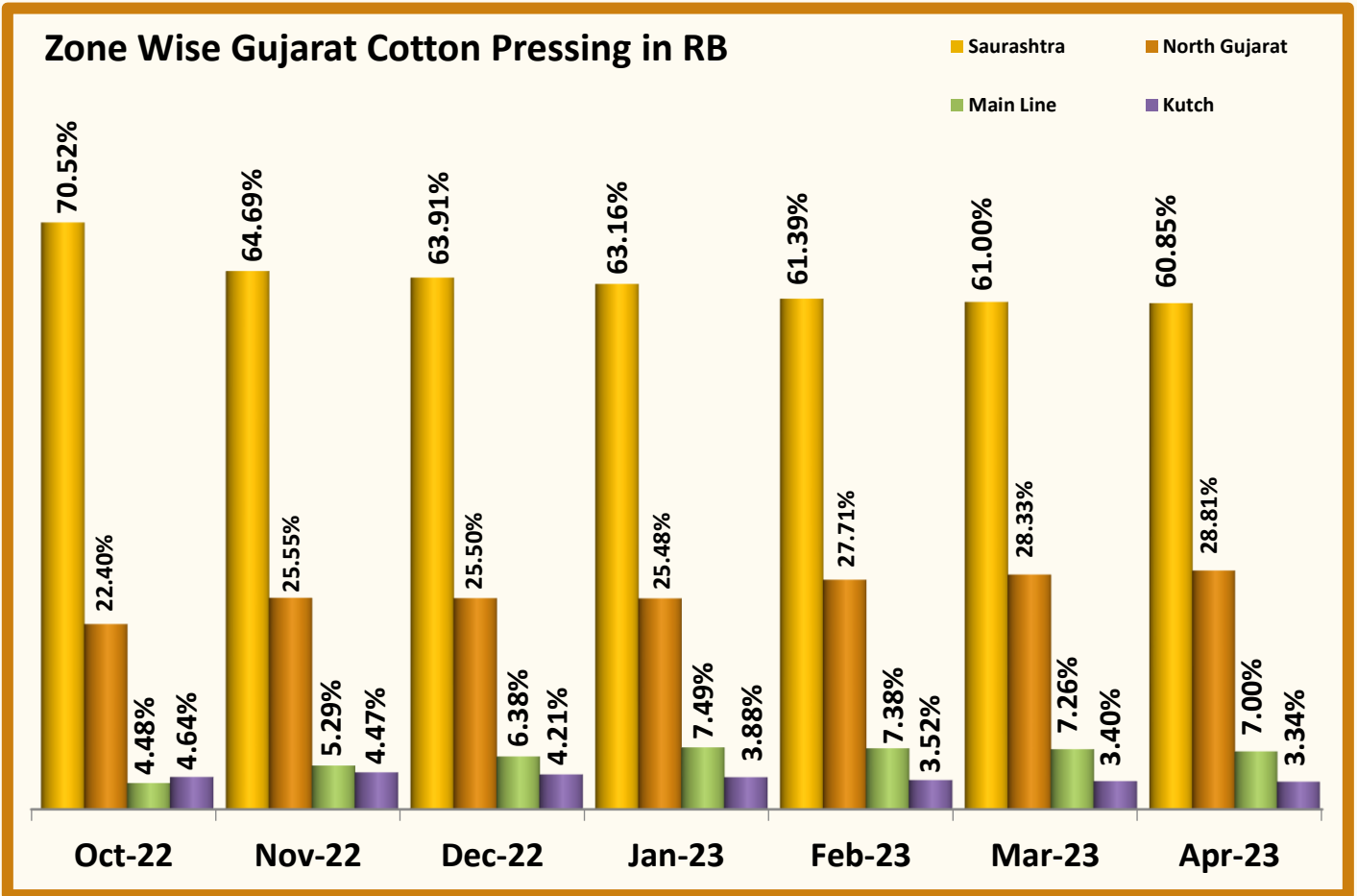
170 Kg Bales





GUJCOT TRADE ASSOCIATION

MONTHLY PRESSING REPORT Apr-2023





GUJCOT TRADE ASSOCIATION

MONTHLY PRESSING REPORT Apr-2023

Saurashtra						
Station	Apr-22	Mar-23	Apr-23	MoM Change	YoY Change	Fact. In Operation
Amreli	2,91,000	1,93,787	2,26,150	32,363	-64,850	20
Babra	2,46,955	1,62,300	1,88,215	25,915	-58,740	16
Botad	5,77,370	4,28,200	5,16,750	88,550	-60,620	51
Chotila	93,104	80,895	94,718	13,823	1,614	3
Chuda	16,650	31,700	37,800	6,100	21,150	3
Damnagar	6,100	6,200	6,300	100	200	1
Dhasa	3,71,850	2,76,050	3,21,900	45,850	-49,950	32
Dhoraji-Upleta	40,500	40,700	48,900	8,200	8,400	6
Dhrangadhra-Halvad	2,39,740	2,41,900	2,70,700	28,800	30,960	8
Gariyadhar	54,300	32,500	37,000	4,500	-17,300	4
Gondal	2,00,120	1,03,100	1,19,400	16,300	-80,720	11
Jamkandorna	17,500	12,500	14,000	1,500	-3,500	1
Jamnagar-Falla	3,92,400	3,71,991	4,33,600	61,609	41,200	22
Jasdan	1,94,500	1,41,500	1,72,600	31,100	-21,900	13
Jetpur	81,500	72,500	89,000	16,500	7,500	3
Kuvadava	42,600	30,000	34,500	4,500	-8,100	2
Lakhtar	20,300	11,000	13,500	2,500	-6,800	1
Limbdi	60,400	42,850	51,400	8,550	-9,000	5
Mahuva	1,28,183	78,139	90,975	12,836	-37,208	14
Manavadar	2,72,025	1,98,573	2,38,453	39,880	-33,572	33
Morbi	1,53,600	1,31,000	1,60,600	29,600	7,000	10
Palitana	17,800	7,500	8,900	1,400	-8,900	2
Porbandar	1,000	3,000	3,000		2,000	
Rajula	38,100	34,300	38,400	4,100	300	2
Savarkundala	43,000	29,000	32,700	3,700	-10,300	5
Shapar	1,18,300	62,200	74,500	12,300	-43,800	5
Surendranagar	1,60,090	1,35,200	1,46,700	11,500	-13,390	5
Talaja	1,20,374	69,990	76,450	6,460	-43,924	10
Tankara-Neknam	4,15,400	2,28,500	2,72,000	43,500	-1,43,400	18
Targhadi	1,22,200	1,01,150	1,21,000	19,850	-1,200	6
Tramba-Sardhar	39,200	24,500	28,200	3,700	-11,000	1
Una	51,650	45,400	51,300	5,900	-350	6
Wankaner	1,77,000	1,04,526	1,20,493	15,967	-56,507	8
TOTAL	48,04,811	35,32,651	41,40,104	6,07,453	-6,64,707	327



GUJCOT TRADE ASSOCIATION

MONTHLY PRESSING REPORT Apr-2023

North Gujarat						
Station	Apr-22	Mar-23	Apr-23	MoM Change	YoY Change	Fact. In Operation
Visnagar	1,08,100	72,200	87,000	14,800	-21,100	7
Vijapur-Mansa	2,88,675	2,60,650	3,05,550	44,900	16,875	28
Harij	1,75,697	1,99,577	2,35,648	36,071	59,951	20
Radhanpur	33,200	32,032	34,432	2,400	1,232	2
Idar-Sabarkantha	1,622	13,200	18,920	5,720	17,298	7
Idar-Raiya						
Himmatnagar	34,300	45,850	51,375	5,525	17,075	3
Vadali-Sadatpura	2,350	16,200	22,500	6,300	20,150	3
Khedbrahma			2,550	2,550	2,550	5
Kapadwanj	24,000	42,060	47,060	5,000	23,060	1
Viramgam	69,143	58,350	81,550	23,200	12,407	10
Kadi	9,56,115	7,95,831	9,40,847	1,45,016	-15,268	66
Mandal-Bahucharaji	51,700	33,900	56,900	23,000	5,200	5
Bavla	10,000	12,000	13,150	1,150	3,150	2
Dholka	14,900	10,800	11,600	800	-3,300	2
Dhandhuka	66,255	44,129	47,236	3,107	-19,019	10
Talod	3,200	4,000	4,171	171	971	1
TOTAL	18,39,257	16,40,779	19,60,489	3,19,710	1,21,232	172

e-cotton

"eCotton - domestic" - Mobile Application
Cotton Bales Trading Platform
For Ginners, Spinners, Traders, Exporters & Brokers



GUJCOT TRADE ASSOCIATION

MONTHLY PRESSING REPORT Apr-2023

Main Line

Station	Apr-22	Mar-23	Apr-23	MoM Change	YoY Change	Fact. In Operation
Karjan	83,500	99,000	1,07,800	8,800	24,300	2
Dabhoi						
Golagamdi	3,500				-3,500	
Handod	53,100	50,000	63,300	13,300	10,200	4
Bodeli	1,17,400	68,200	79,500	11,300	-37,900	7
Kosindra	16,000	18,000	20,500	2,500	4,500	2
Pavijetpur	35,500	27,000	32,000	5,000	-3,500	2
Kaledia	1,27,800	1,01,700	1,14,400	12,700	-13,400	4
Palej	10,400	16,000	16,200	200	5,800	1
Bharuch	1,850	3,200	3,200		1,350	
Mandala	28,000	25,000	25,500	500	-2,500	1
Nizar	12,800	12,500	14,000	1,500	1,200	1
Hansot						
Badalpur	400				-400	
Sinor						
Olpad						
Valiya						
Samlaya						
TOTAL	4,90,250	4,20,600	4,76,400	55,800	-13,850	24

Kutch

Station	Apr-22	Mar-23	Apr-23	MoM Change	YoY Change	Fact. In Operation
Abdasa	23,500	16,000	19,500	3,500	-4,000	1
Anjar	1,34,933	1,40,790	1,59,650	18,860	24,717	6
Bhuj	19,500	15,400	18,600	3,200	-900	1
Mandvi	28,700	24,750	29,400	4,650	700	1
Nakhatrana						
Rapar						
TOTAL	2,06,633	1,96,940	2,27,150	30,210	20,517	9





GUJCOT TRADE ASSOCIATION

MONTHLY PRESSING REPORT Apr-2023

Again Team Gujcot thanks our direct and indirect helpers.

For Data Collection

We are thankful to

Shri Manishbhai - Anjar

Shri Mukeshbhai Purohit

Nileshbhai - Manager SGA

Premjibhai - Manavadar

Kalpeshbhai - Manager

Gujcot Trade Association

For Data Verification

We are thankful to

Shri Jatinbhai - Vijapur

Shri Sujalbhai

Shri Pravinbhai

Shri Jagdishbhai Soni

Shri Chetanbhai Shree Gita Group - Morbi

Shri Kishorbhai - Talaja

Shri Jaytibhai -Botad

Once again thanks to whole Gujarat Cotton value chain for their co-operation.

For, Gujcot Trade Association

Akash Shah

[President]

For, Gujcot Trade Association

Ajay Shah

[Secretary]

Report Sponsors:

[Click on Sponsor's Logo to visit Sponsor's Website](#)

