



GUJCOT TRADE ASSOCIATION

MONTHLY PRESSING REPORT Aug-2023

Dear All Cotton Friends,

Gujcot has collected pressing figures from all ginners and compiled data to serve whole trade. In this mission we get valuable support from many of our trade personalities. We Gujcot team is very thankful to all helping hands, who worked directly or indirectly, with their valuable support, we are able to put real time pressing figures. We thank all Gujarat Ginners for their cooperating with Gujcot team to share their pressing figures. We hope the whole Textile value Chain will be benefitted by these data and will help us in future to achieve our goal to serve our cotton trade.

Report Sponsors:

Click on Sponsor's Logo to visit Sponsor's Website



Axita Cotton Limited





GUJCOT TRADE ASSOCIATION

MONTHLY PRESSING REPORT Aug-2023

Summary

- During the month of August Gujarat has pressed 3,22,863 Bales (S-6 3,22,463 Bales and V-797 400 Bales), which is equivalent to total 3,07,669 Bales of 170 Kgs. (Shankar 3,07,288 Bales and V-797 381 Bales).
- Cumulative Pressing in running bales till 31st August is 92,66,904 Running Bales of Shankar 6 and 2,40,810 Running Bales of V-797, Total Pressing 95,07,714 Bales. So, the statistical bales of 170 Kg. is 88,30,814 Bales of Shankar 6 and 2,29,478 Bales of V-797, Total Pressing 90,60,292 Bales.
- Average pressing per day was 10,415 Running Bales and 9,925 Bales 170 Kg. for 31 days.
- During the month of August Total active ginning factories were 167 (Saurashtra 151, North Gujarat 14, Main Line 0 and Kutch 2).



GUJCOT TRADE ASSOCIATION

MONTHLY PRESSING REPORT Aug-2023

| Gujcot Trade Association | | | | | | |
|--|----------------------------------|------------------|------------------|--------------------------|--------------------------|------------------------|
| Gujarat Pressing Summary 31-Aug-2023 | | | | | | |
| 2022-23 | CUMULATIVE PRESSING (IN 170 Kgs) | | | | | |
| | Aug-22 | Jul-23 | Aug-23 | M/M Change (In Bales) | Y/Y Change (In Bales) | Y/Y Change (In %) |
| Shankar 6 | | | | | | |
| Saurashtra | 49,07,073 | 55,79,572 | 58,71,432 | 2,91,860 | 9,64,358 | 19.65% |
| North Gujarat | 15,92,491 | 21,41,184 | 21,52,791 | 11,607 | 5,60,300 | 35.18% |
| Main Line | 4,95,101 | 5,17,951 | 5,17,951 | | 22,851 | 4.62% |
| Kutch | 2,04,934 | 2,84,819 | 2,88,640 | 3,821 | 83,706 | 40.85% |
| Total | 71,99,599 | 85,23,526 | 88,30,814 | 3,07,288 | 16,31,215 | 22.66% |
| V-797 | 2,18,651 | 2,29,097 | 2,29,478 | 381 | 10,826 | 4.95% |
| Total | 74,18,251 | 87,52,623 | 90,60,292 | 3,07,669 | 16,42,042 | 22.14% |
| Remark : Daily Pressing Average 10,415 RB - 9,925 170 Kg Bales | | | | | | |

| Pressing in Running Bales | | | | | | |
|---------------------------|-------------------------------|-----------------|------------------|---------------------------|------------|-----------------|
| Zone | As On 31-08-2023 (Cumulative) | | | During Aug 2023 (Monthly) | | |
| | Shankar-6 | V 797 | Total | Shankar-6 | V 797 | Total |
| Saurashtra | 61,61,379 | 3,900 | 61,65,279 | 3,06,273 | | 3,06,273 |
| North Gujarat | 22,59,102 | 2,36,910 | 24,96,012 | 12,180 | 400 | 12,580 |
| Main Line | 5,43,529 | | 5,43,529 | | | |
| Kutch | 3,02,894 | | 3,02,894 | 4,010 | | 4,010 |
| Total | 92,66,904 | 2,40,810 | 95,07,714 | 3,22,463 | 400 | 3,22,863 |

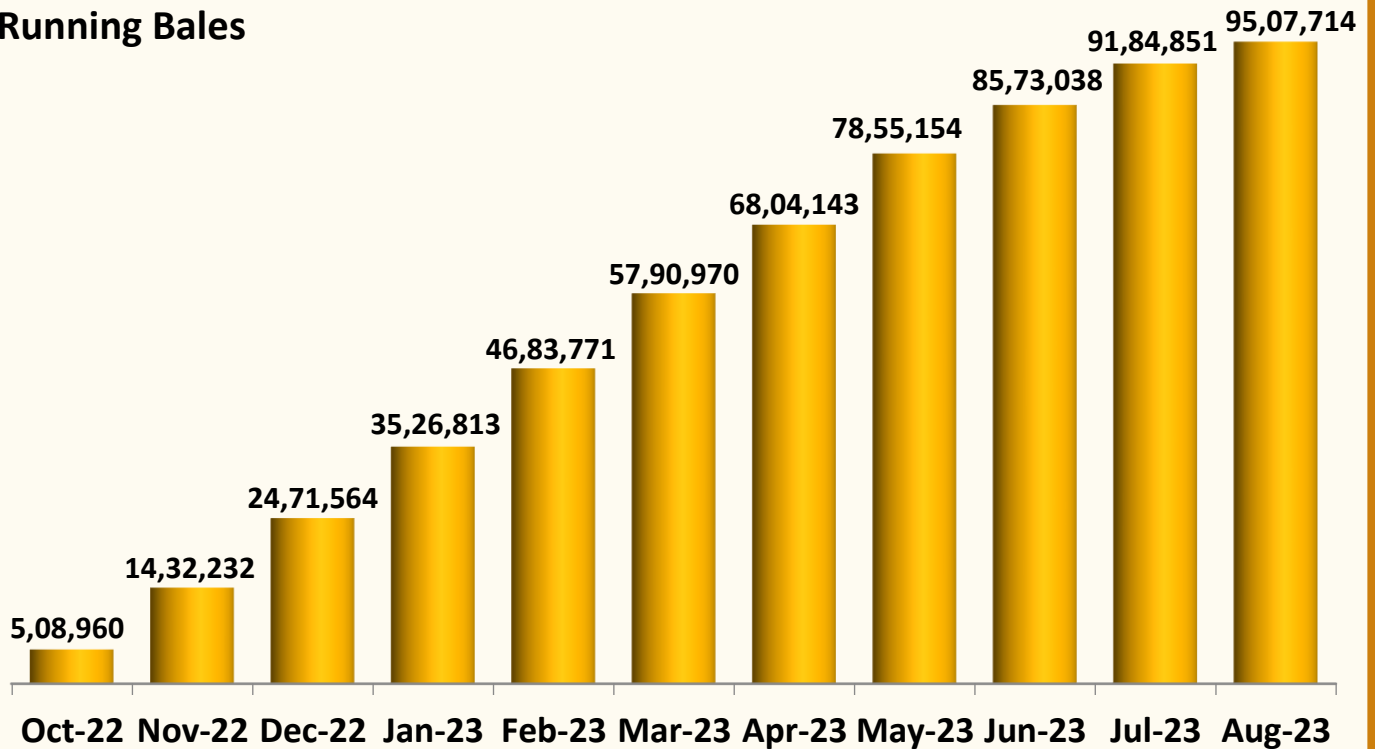


GUJCOT TRADE ASSOCIATION

MONTHLY PRESSING REPORT Aug-2023

Gujarat Cumulative Cotton Pressing

Running Bales



Gujarat Cumulative Pressing

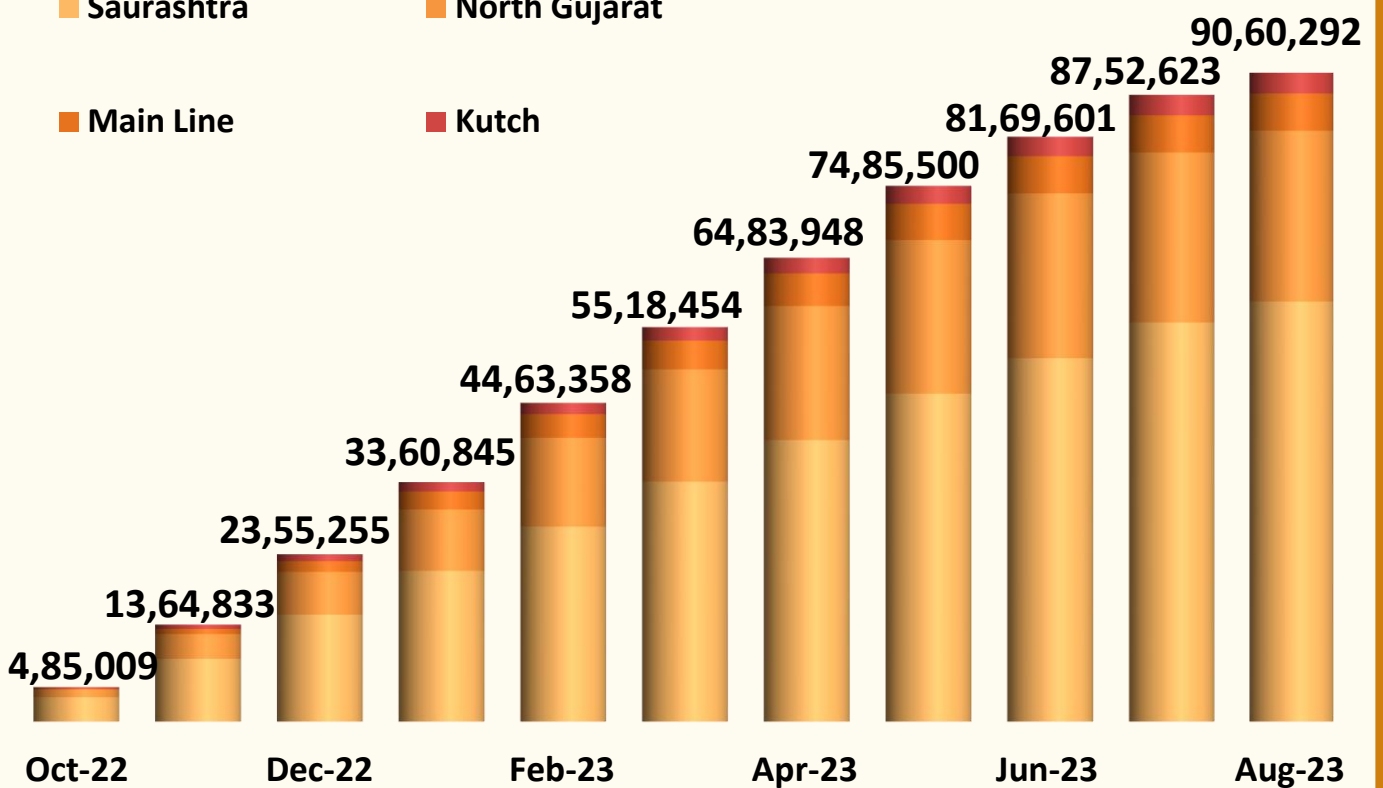
In 170 Kg

■ Saurashtra

■ North Gujarat

■ Main Line

■ Kutch



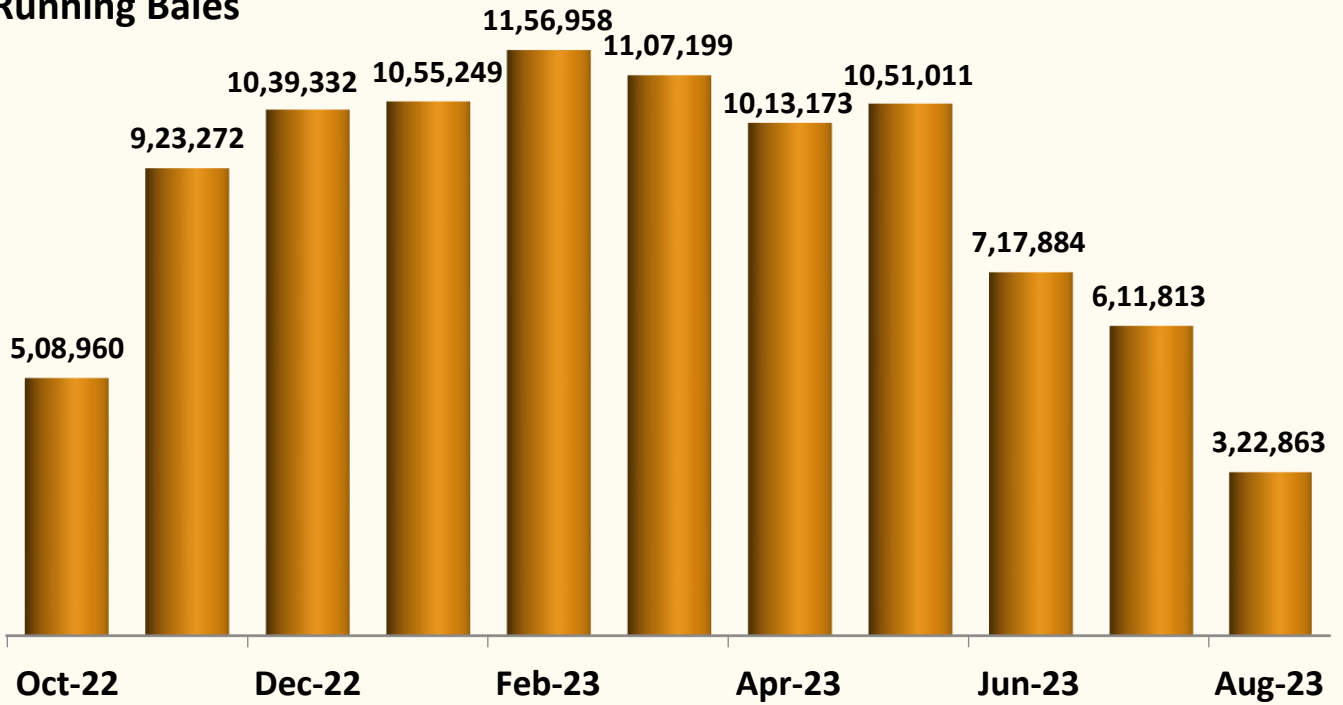


GUJCOT TRADE ASSOCIATION

MONTHLY PRESSING REPORT Aug-2023

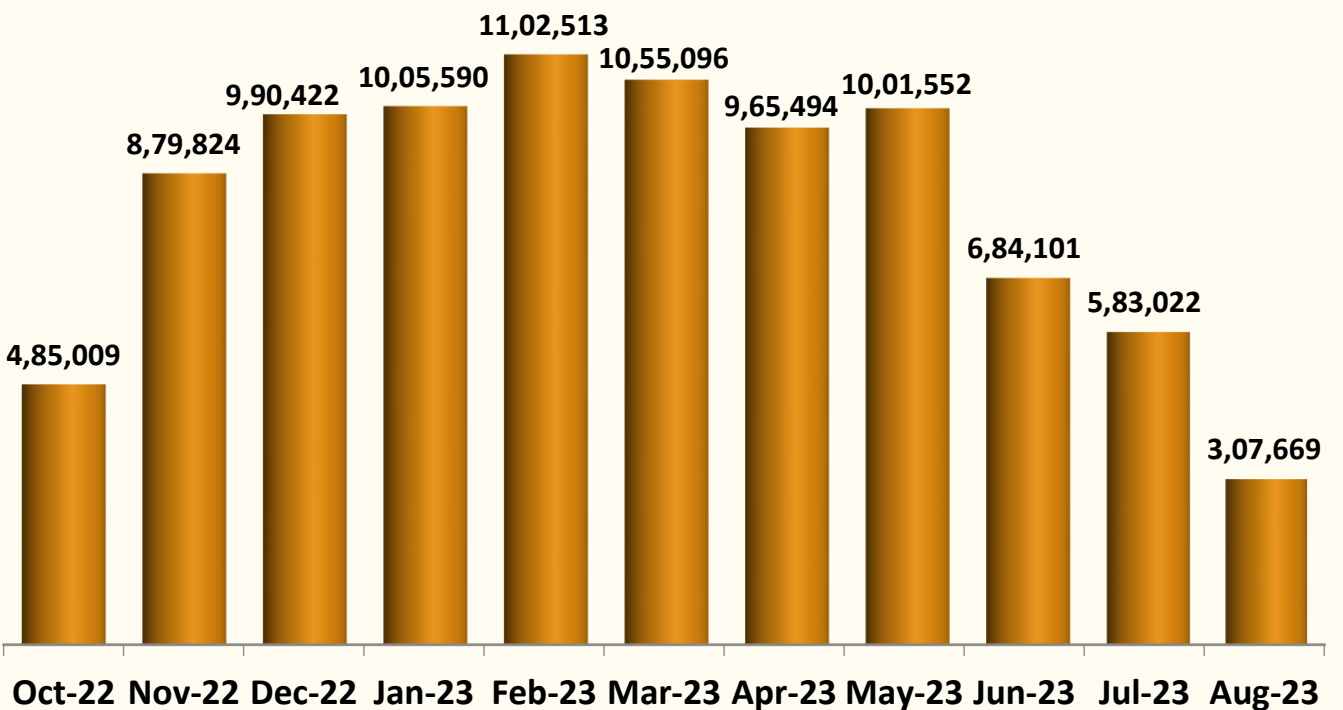
Gujarat Monthly Cotton Pressing

Running Bales



Gujarat Monthly Cotton Pressing

170 Kg Bales

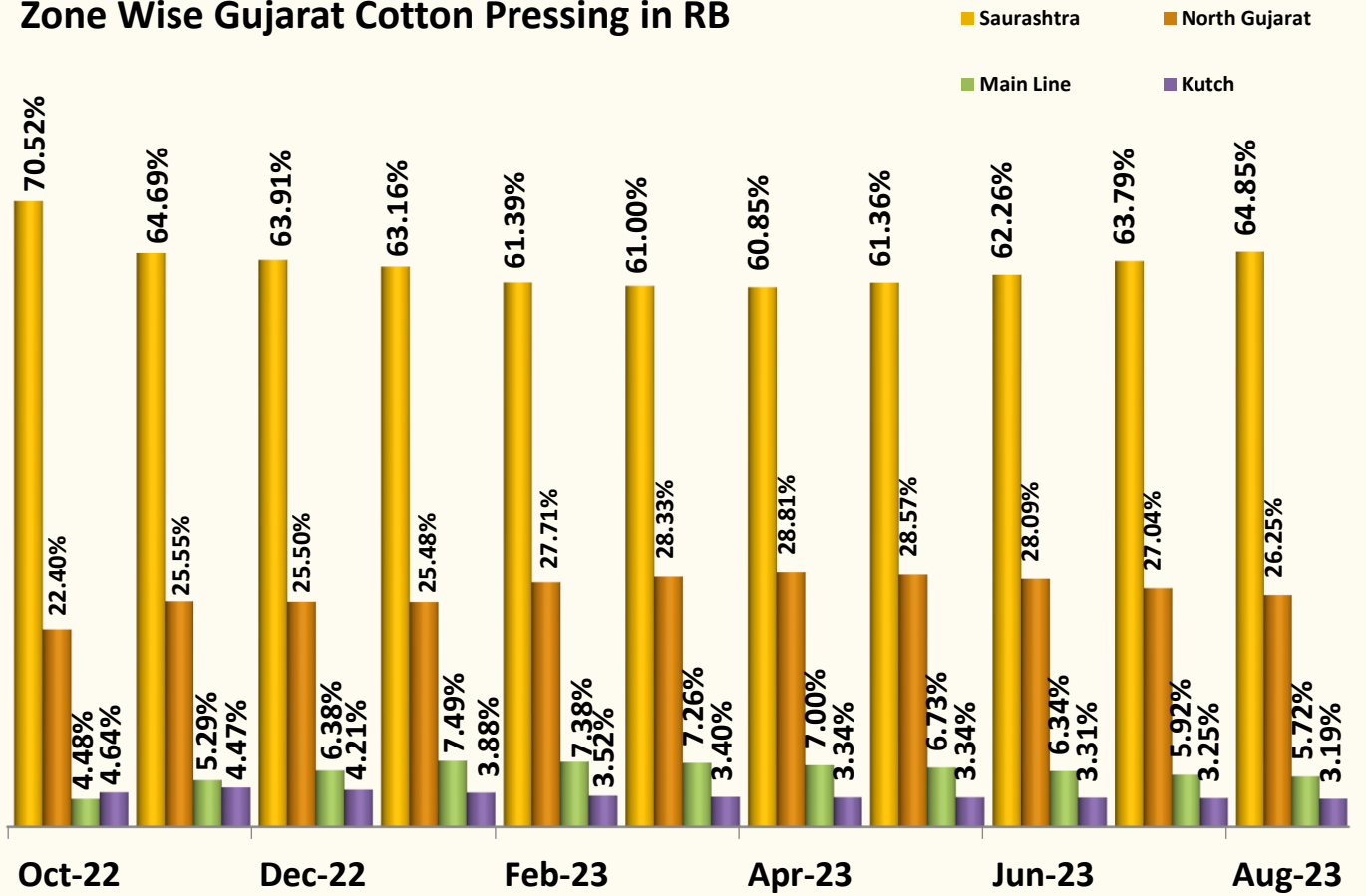




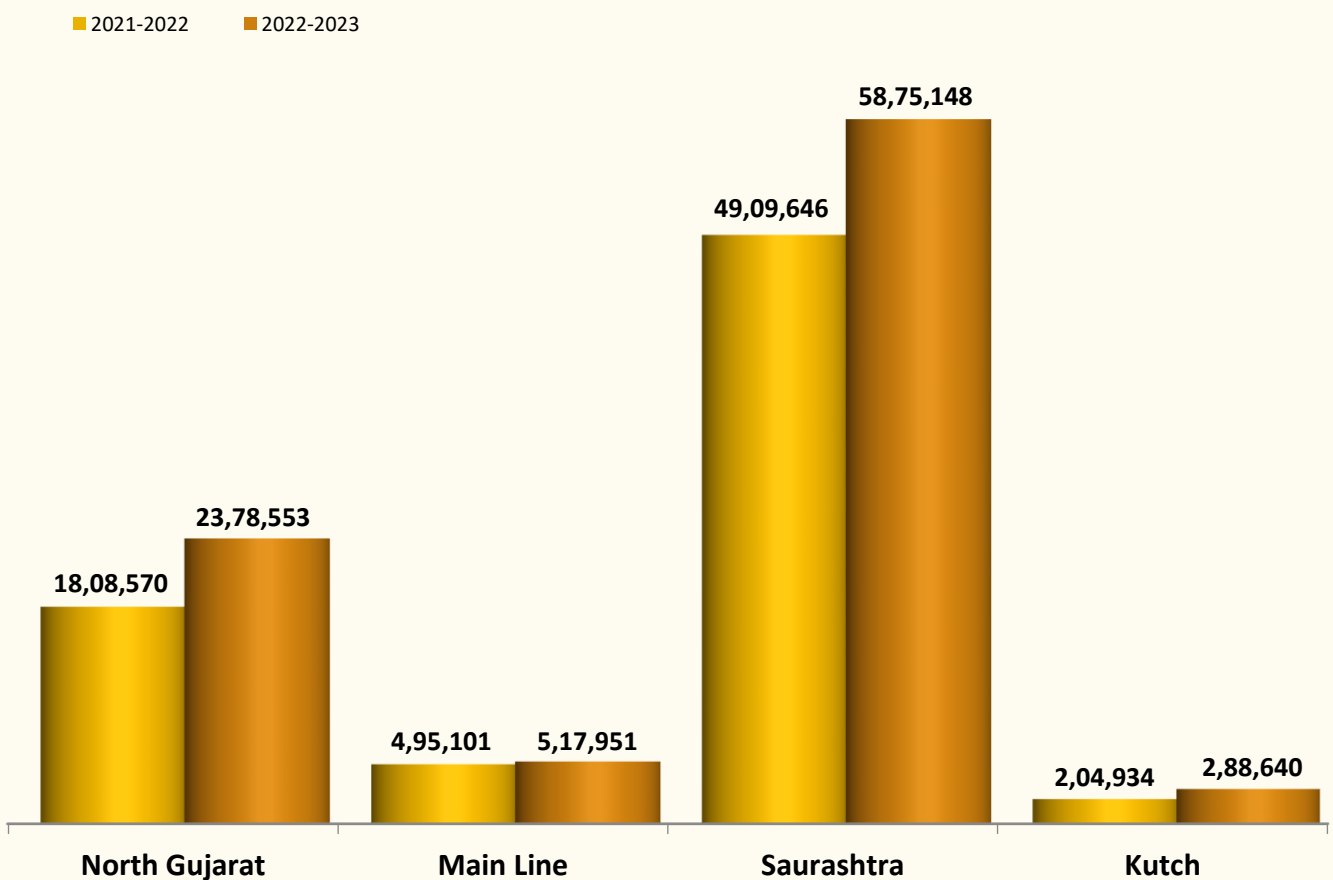
GUJCOT TRADE ASSOCIATION

MONTHLY PRESSING REPORT Aug-2023

Zone Wise Gujarat Cotton Pressing in RB



Zone Wise Gujarat Cotton Pressing in 170 Kg Bales





GUJCOT TRADE ASSOCIATION

MONTHLY PRESSING REPORT Aug-2023

| Saurashtra | | | | | | |
|--------------------|------------------|------------------|------------------|-----------------|------------------|--------------------|
| Station | Aug-22 | Jul-23 | Aug-23 | MoM Change | YoY Change | Fact. In Operation |
| Amreli | 3,15,780 | 3,35,490 | 3,58,195 | 22,705 | 42,415 | 9 |
| Babra | 2,64,200 | 2,58,225 | 2,81,500 | 23,275 | 17,300 | 12 |
| Botad | 6,57,500 | 6,91,250 | 7,18,060 | 26,810 | 60,560 | 20 |
| Chotila | 95,640 | 1,58,208 | 1,64,954 | 6,746 | 69,314 | 2 |
| Chuda | 17,150 | 48,525 | 48,525 | | 31,375 | |
| Damnagar | 6,100 | 6,700 | 6,700 | | 600 | |
| Dhasa | 3,90,950 | 4,55,000 | 4,88,900 | 33,900 | 97,950 | 19 |
| Dhoraji-Upleta | 52,100 | 82,200 | 91,360 | 9,160 | 39,260 | 5 |
| Dhrangadhra-Halvad | 2,50,340 | 3,36,681 | 3,36,681 | | 86,341 | |
| Gariyadhar | 56,300 | 57,500 | 61,000 | 3,500 | 4,700 | 3 |
| Gondal | 2,25,220 | 1,91,000 | 1,96,000 | 5,000 | -29,220 | 4 |
| Jamkandorna | 17,500 | 17,700 | 19,000 | 1,300 | 1,500 | 1 |
| Jamnagar-Falla | 4,11,700 | 6,14,150 | 6,39,550 | 25,400 | 2,27,850 | 12 |
| Jasdan | 2,08,350 | 2,72,800 | 3,00,200 | 27,400 | 91,850 | 6 |
| Jetpur | 92,500 | 1,08,000 | 1,11,000 | 3,000 | 18,500 | 2 |
| Kuvadava | 46,100 | 43,500 | 47,000 | 3,500 | 900 | 1 |
| Lakhtar | 20,600 | 18,000 | 18,000 | | -2,600 | |
| Limbdi | 64,200 | 70,700 | 70,700 | | 6,500 | |
| Mahuva | 1,34,383 | 1,16,075 | 1,20,925 | 4,850 | -13,458 | 6 |
| Manavadar | 2,93,506 | 3,59,680 | 3,80,975 | 21,295 | 87,469 | 15 |
| Morbi | 1,62,700 | 2,15,000 | 2,33,400 | 18,400 | 70,700 | 5 |
| Palitana | 18,000 | 11,000 | 11,000 | | -7,000 | |
| Porbandar | 1,000 | 5,000 | 5,000 | | 4,000 | |
| Rajula | 41,000 | 48,300 | 50,400 | 2,100 | 9,400 | 2 |
| Savarkundala | 43,700 | 44,400 | 48,800 | 4,400 | 5,100 | 3 |
| Shapar | 1,30,550 | 1,15,500 | 1,23,500 | 8,000 | -7,050 | 3 |
| Surendranagar | 1,71,090 | 2,06,700 | 2,19,700 | 13,000 | 48,610 | 2 |
| Talaja | 1,23,889 | 1,03,850 | 1,06,950 | 3,100 | -16,939 | 3 |
| Tankara-Neknam | 4,31,000 | 4,18,450 | 4,43,850 | 25,400 | 12,850 | 10 |
| Targhadi | 1,23,400 | 1,67,800 | 1,71,800 | 4,000 | 48,400 | 1 |
| Tramba-Sardhar | 46,200 | 39,300 | 42,500 | 3,200 | -3,700 | 1 |
| Una | 54,350 | 60,360 | 62,660 | 2,300 | 8,310 | 1 |
| Wankaner | 1,85,100 | 1,81,962 | 1,86,494 | 4,532 | 1,394 | 3 |
| TOTAL | 51,52,098 | 58,59,006 | 61,65,279 | 3,06,273 | 10,13,181 | 151 |



GUJCOT TRADE ASSOCIATION

MONTHLY PRESSING REPORT Aug-2023

North Gujarat

| Station | Aug-22 | Jul-23 | Aug-23 | MoM Change | YoY Change | Fact. In Operation |
|--------------------|------------------|------------------|------------------|---------------|-----------------|--------------------|
| Visnagar | 1,14,830 | 1,08,458 | 1,08,958 | 500 | -5,872 | 1 |
| Vijapur-Mansa | 2,96,675 | 3,78,513 | 3,81,513 | 3,000 | 84,838 | 1 |
| Harij | 1,80,711 | 2,55,618 | 2,55,618 | | 74,907 | |
| Radhanpur | 33,250 | 36,891 | 36,891 | | 3,641 | |
| Idar-Sabarkantha | 1,622 | 24,920 | 24,920 | | 23,298 | |
| Idar-Raiya | | | | | | |
| Himmatnagar | 34,300 | 60,500 | 61,843 | 1,343 | 27,543 | 2 |
| Vadali-Sadatpura | 2,350 | 26,000 | 26,000 | | 23,650 | |
| Khedbrahma | | 2,550 | 2,550 | | 2,550 | |
| Kapadwanj | 24,000 | 55,060 | 55,060 | | 31,060 | |
| Viramgam | 69,143 | 93,350 | 93,350 | | 24,207 | |
| Kadi | 9,83,976 | 12,71,508 | 12,78,303 | 6,795 | 2,94,327 | 8 |
| Mandal-Bahucharaji | 62,620 | 68,900 | 68,900 | | 6,280 | |
| Bavla | 10,000 | 21,750 | 22,250 | 500 | 12,250 | 1 |
| Dholka | 14,900 | 18,000 | 18,000 | | 3,100 | |
| Dhandhuka | 66,305 | 57,243 | 57,685 | 442 | -8,620 | 1 |
| Talod | 3,200 | 4,171 | 4,171 | | 971 | |
| TOTAL | 18,97,882 | 24,83,432 | 24,96,012 | 12,580 | 5,98,130 | 14 |



Axita Cotton Limited



GUJCOT TRADE ASSOCIATION

MONTHLY PRESSING REPORT Aug-2023

Main Line

| Station | Aug-22 | Jul-23 | Aug-23 | MoM Change | YoY Change | Fact. In Operation |
|--------------|-----------------|-----------------|-----------------|------------|---------------|--------------------|
| Karjan | 90,100 | 1,22,029 | 1,22,029 | | 31,929 | |
| Dabhoi | | | | | | |
| Golagamdi | 3,500 | | | | -3,500 | |
| Handod | 58,800 | 75,800 | 75,800 | | 17,000 | |
| Bodeli | 1,22,600 | 87,000 | 87,000 | | -35,600 | |
| Kosindra | 16,000 | 23,300 | 23,300 | | 7,300 | |
| Pavijetpur | 37,000 | 37,500 | 37,500 | | 500 | |
| Kaledia | 1,38,100 | 1,30,400 | 1,30,400 | | -7,700 | |
| Palej | 10,400 | 16,500 | 16,500 | | 6,100 | |
| Bharuch | 1,850 | 3,200 | 3,200 | | 1,350 | |
| Mandala | 28,000 | 27,300 | 27,300 | | -700 | |
| Nizar | 12,800 | 20,500 | 20,500 | | 7,700 | |
| Hansot | | | | | | |
| Badalpur | 400 | | | | -400 | |
| Sinor | | | | | | |
| Olpad | | | | | | |
| Valiya | | | | | | |
| Samlaya | | | | | | |
| TOTAL | 5,19,550 | 5,43,529 | 5,43,529 | | 23,979 | |

Kutch

| Station | Aug-22 | Jul-23 | Aug-23 | MoM Change | YoY Change | Fact. In Operation |
|--------------|-----------------|-----------------|-----------------|--------------|---------------|--------------------|
| Abdasa | 24,071 | 23,668 | 23,668 | | -403 | |
| Anjar | 1,41,883 | 2,06,316 | 2,08,116 | 1,800 | 66,233 | 1 |
| Bhuj | 20,400 | 23,800 | 23,800 | | 3,400 | |
| Mandvi | 28,700 | 45,100 | 47,310 | 2,210 | 18,610 | 1 |
| Nakhatrana | | | | | | |
| Rapar | | | | | | |
| TOTAL | 2,15,054 | 2,98,884 | 3,02,894 | 4,010 | 87,840 | 2 |





GUJCOT TRADE ASSOCIATION

MONTHLY PRESSING REPORT Aug-2023

Again Team Gujcot thanks our direct and indirect helpers.

For Data Collection

We are thankful to

Shri Manishbhai - Anjar

Shri Mukeshbhai Purohit

Nileshbhai - Manager SGA

Premjibhai - Manavadar

Kalpeshbhai - Manager

Gujcot Trade Association

For Data Verification

We are thankful to

Shri Jatinbhai - Vijapur

Shri Sujalbhai

Shri Pravinbhai

Shri Jagdishbhai Soni

Shri Chetanbhai Shree Gita Group - Morbi

Shri Kishorbhai - Talaja

Shri Jaytibhai -Botad

Once again thanks to whole Gujarat Cotton value chain for their co-operation.

For, Gujcot Trade Association

Akash Shah

[President]

For, Gujcot Trade Association

Ajay Shah

[Secretary]

Report Sponsors:

[Click on Sponsor's Logo to visit Sponsor's Website](#)



Axita Cotton Limited

