



# GUJCOT TRADE ASSOCIATION

MONTHLY PRESSING REPORT Jan-2024

**Dear All Cotton Friends,**

Gujcot has collected pressing figures from all ginners and compiled data to serve whole trade. In this mission we get valuable support from many of our trade personalities. We Gujcot team is very thankful to all helping hands, who worked directly or indirectly, with their valuable support, we are able to put real time pressing figures. We thank all Gujarat Ginners for their cooperating with Gujcot team to share their pressing figures. We hope the whole Textile value Chain will be benefitted by these data and will help us in future to achieve our goal to serve our cotton trade.

**Report Sponsors:**

Click on Sponsor's Logo to visit Sponsor's Website



Axita Cotton Limited



**GUJARAT COTTON**  
CORPORATION



# GUJCOT TRADE ASSOCIATION

MONTHLY PRESSING REPORT Jan-2024

## Summary

- During the month of January Gujarat has pressed 15,49,754 Bales (S-6 15,47,154 Bales and V-797 2,600 Bales), which is equivalent to total 14,76,824 Bales of 170 Kgs. (Shankar 14,74,347 Bales and V-797 2,478 Bales).
- Cumulative Pressing in running bales till 31st January is 48,65,325 Running Bales of Shankar 6 and 2,600 Running Bales of V-797, Total Pressing 48,67,925 Bales. So, the statistical bales of 170 Kg. is 46,36,369 Bales of Shankar 6 and 2,478 Bales of V-797, Total Pressing 46,38,846 Bales.
- Average pressing per day was 49,992 Running Bales and 47,639 Bales 170 Kg. for 31 days.
- During the month of January Total active ginning factories were 561 (Saurashtra 357, North Gujarat 162, Main Line 33 and Kutch 9).



# GUJCOT TRADE ASSOCIATION

MONTHLY PRESSING REPORT Jan-2024

Gujcot Trade Association						
Gujarat Pressing Summary 31-Jan-2024						
2023-24	CUMULATIVE PRESSING (IN 170 Kgs)					
	Jan-23	Dec-23	Jan-24	M/M Change (In Bales)	Y/Y Change (In Bales)	Y/Y Change ( In % )
Shankar 6						
Saurashtra	21,22,594	20,91,227	29,40,135	8,48,909	8,17,542	38.52%
North Gujarat	8,55,265	7,60,127	12,00,666	4,40,539	3,45,401	40.39%
Main Line	2,51,672	1,97,449	3,53,541	1,56,092	1,01,869	40.48%
Kutch	1,30,362	1,13,219	1,42,026	28,807	11,664	8.95%
<b>Total</b>	<b>33,59,892</b>	<b>31,62,022</b>	<b>46,36,369</b>	<b>14,74,347</b>	<b>12,76,476</b>	<b>37.99%</b>
V-797	953		2,478	2,478	1,525	160.00%
<b>Total</b>	<b>33,60,845</b>	<b>31,62,022</b>	<b>46,38,846</b>	<b>14,76,824</b>	<b>12,78,001</b>	<b>38.03%</b>
Remark : Daily Pressing Average 49,992 RB - 47,639 170 Kg Bales						

Pressing in Running Bales						
Zone	As On 31-Jan-2024 (Cumulative)			During Jan 2024 (Monthly)		
	Shankar-6	V 797	Total	Shankar-6	V 797	Total
Saurashtra	30,85,327		30,85,327	8,90,830		8,90,830
North Gujarat	12,59,958	2,600	12,62,558	4,62,294	2,600	4,64,894
Main Line	3,71,000		3,71,000	1,63,800		1,63,800
Kutch	1,49,040		1,49,040	30,230		30,230
<b>Total</b>	<b>48,65,325</b>	<b>2,600</b>	<b>48,67,925</b>	<b>15,47,154</b>	<b>2,600</b>	<b>15,49,754</b>

Season	January Pressing					Final Pressing	Arrival Percentage	
	Saurashtra	North Gujarat	Main Line	Kutch	Total			
2018-19	27,36,636	15,59,423	3,74,887	2,08,373	48,79,320	90,49,293	53.92%	Final
2019-20	30,62,743	15,59,579	3,21,522	1,79,439	51,23,283	96,45,708	53.11%	Final
2020-21	31,84,034	18,61,893	3,59,831	1,48,978	55,54,735	90,02,326	61.70%	Final
2021-22	29,33,095	11,30,138	3,11,231	1,30,791	45,05,254	74,29,257	60.64%	Final
2022-23	21,22,594	8,56,218	2,51,672	1,30,362	33,60,845	92,61,522	36.29%	Final
2023-24	29,40,135	12,03,144	3,53,541	1,42,026	46,38,846	85,00,000	54.57%	Est.

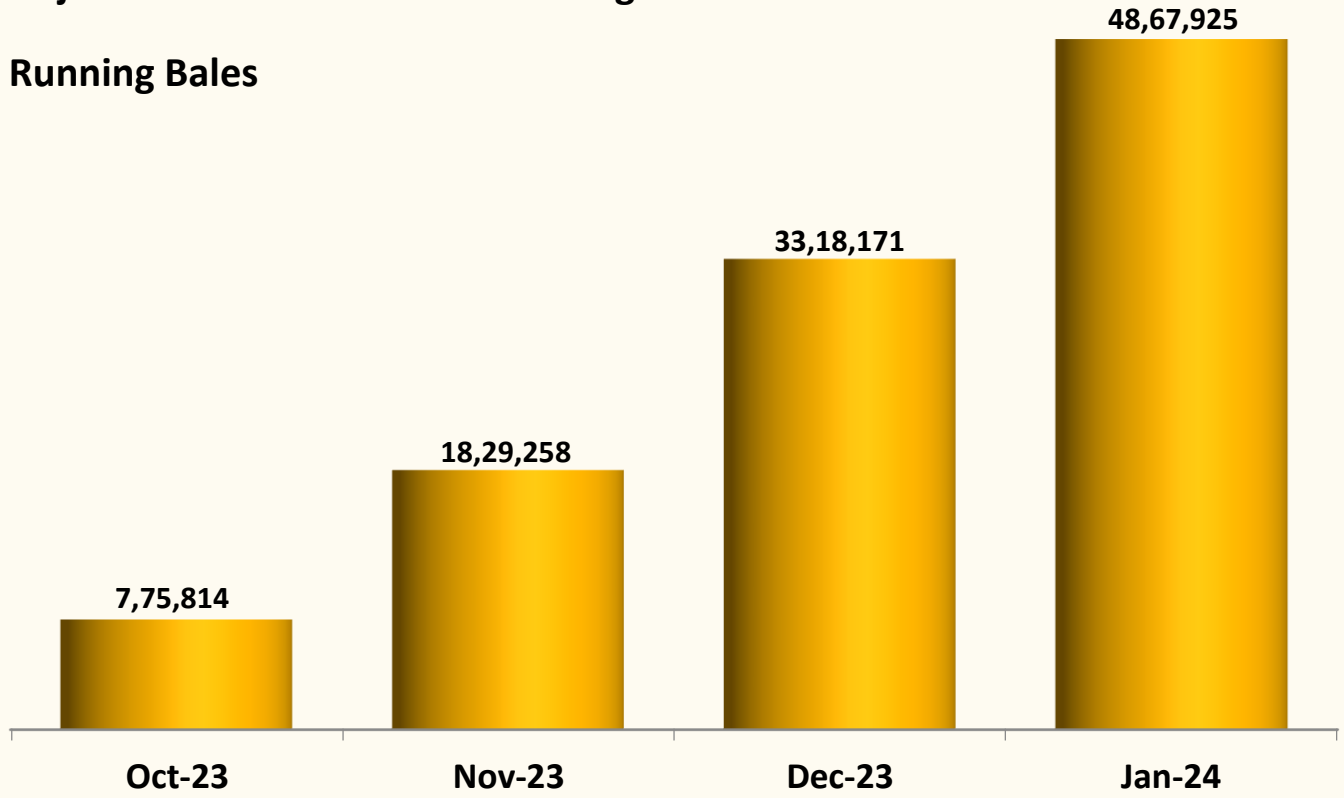


# GUJCOT TRADE ASSOCIATION

MONTHLY PRESSING REPORT Jan-2024

## Gujarat Cumulative Cotton Pressing

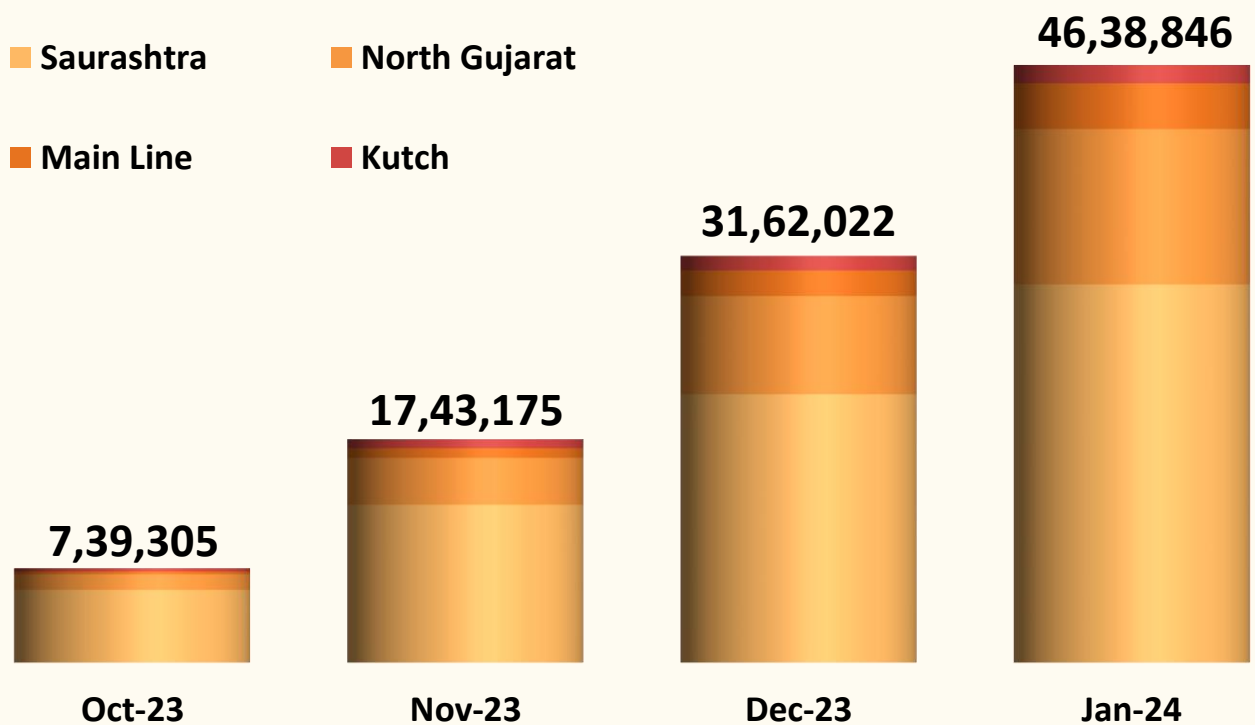
Running Bales



## Gujarat Cumulative Pressing

In 170 Kg Bales

- Saurashtra
- North Gujarat
- Main Line
- Kutch



GUJARAT COTTON CORPORATION

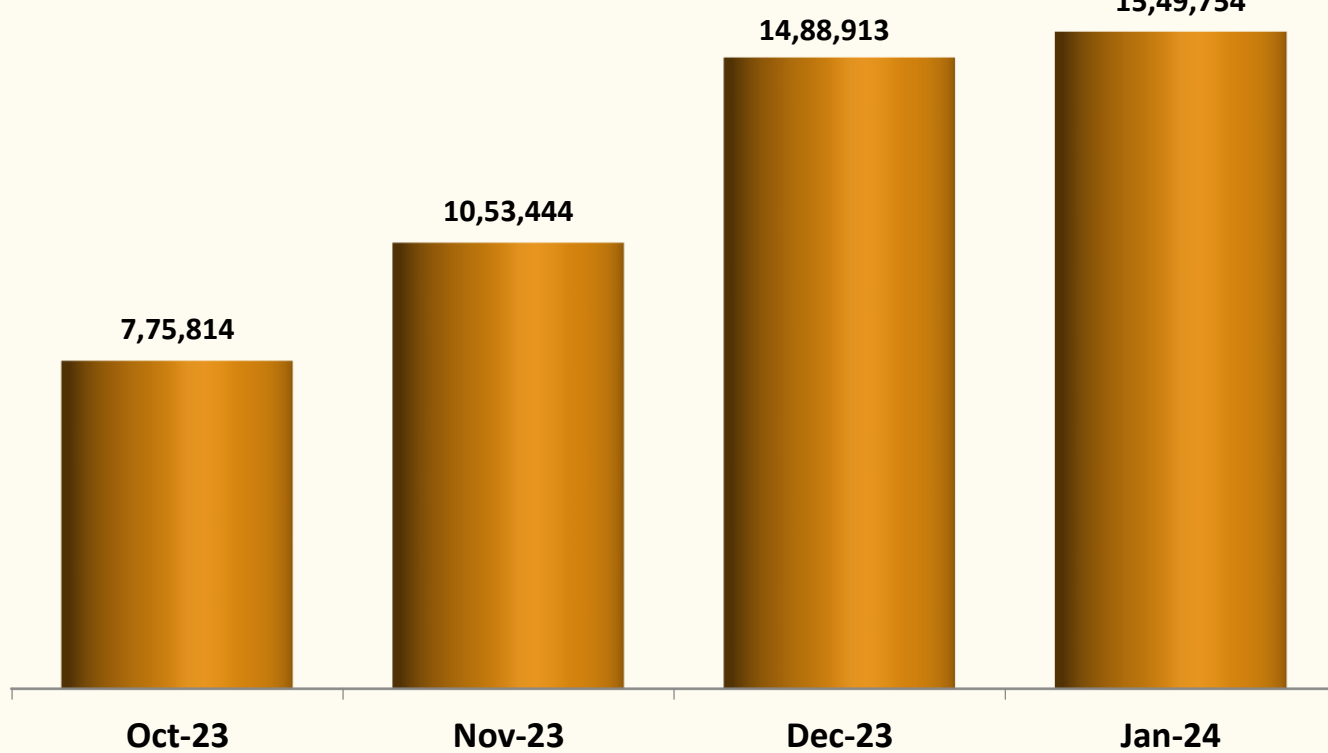


# GUJCOT TRADE ASSOCIATION

MONTHLY PRESSING REPORT Jan-2024

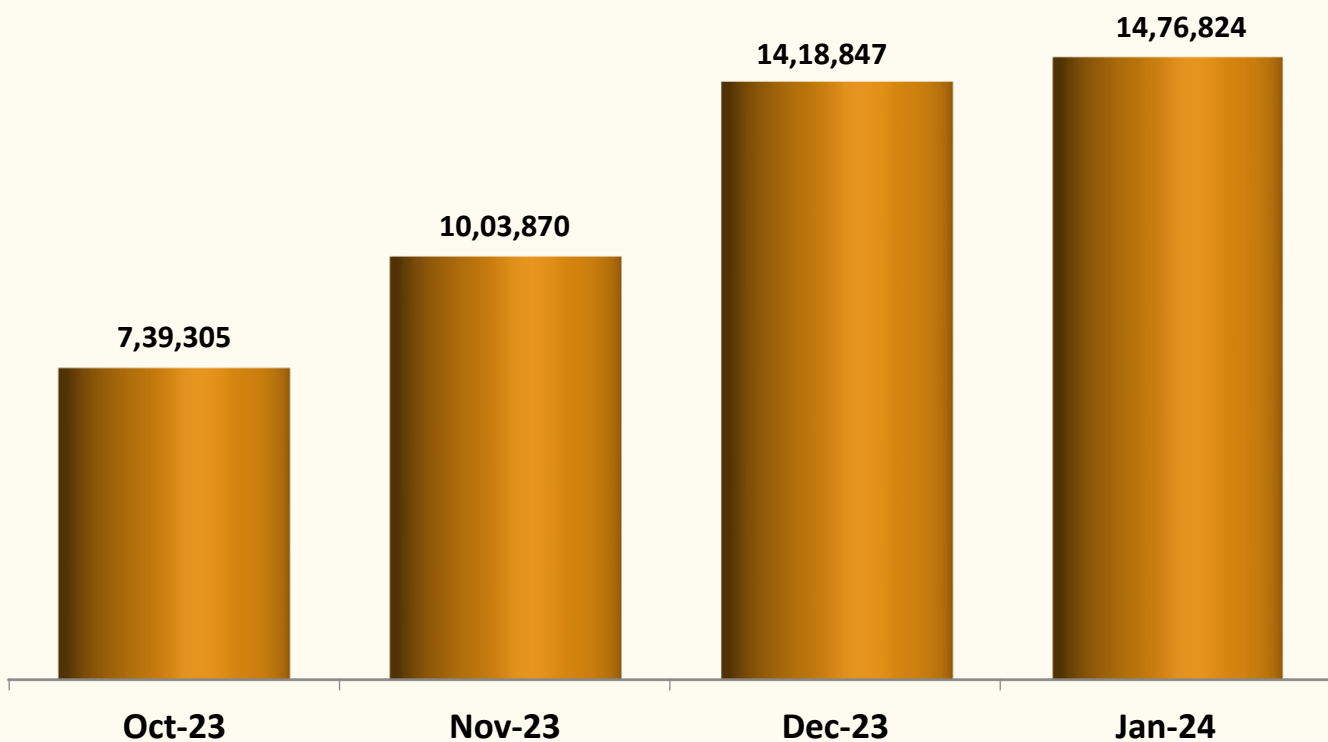
## Gujarat Monthly Cotton Pressing

### Running Bales



## Gujarat Monthly Cotton Pressing

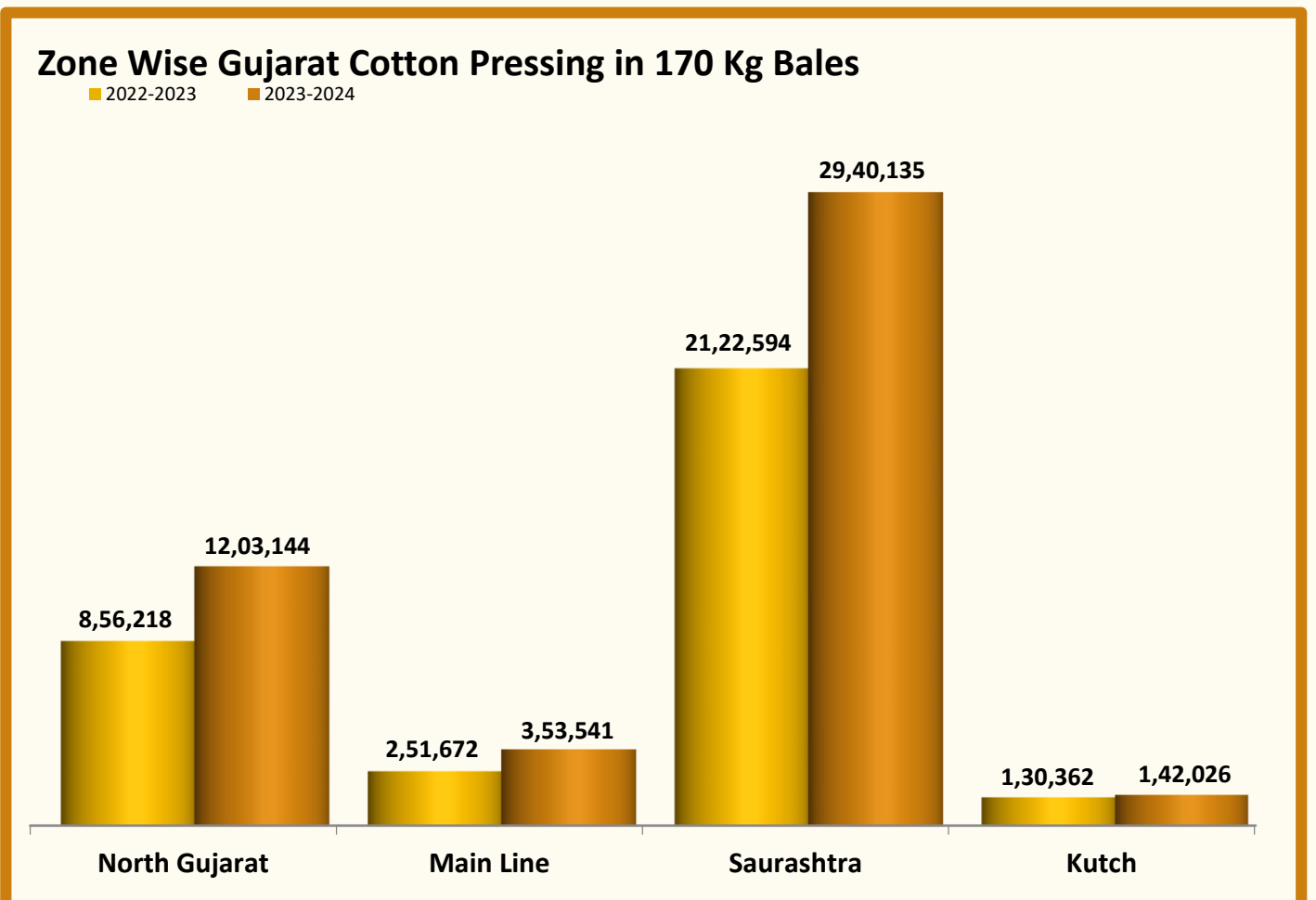
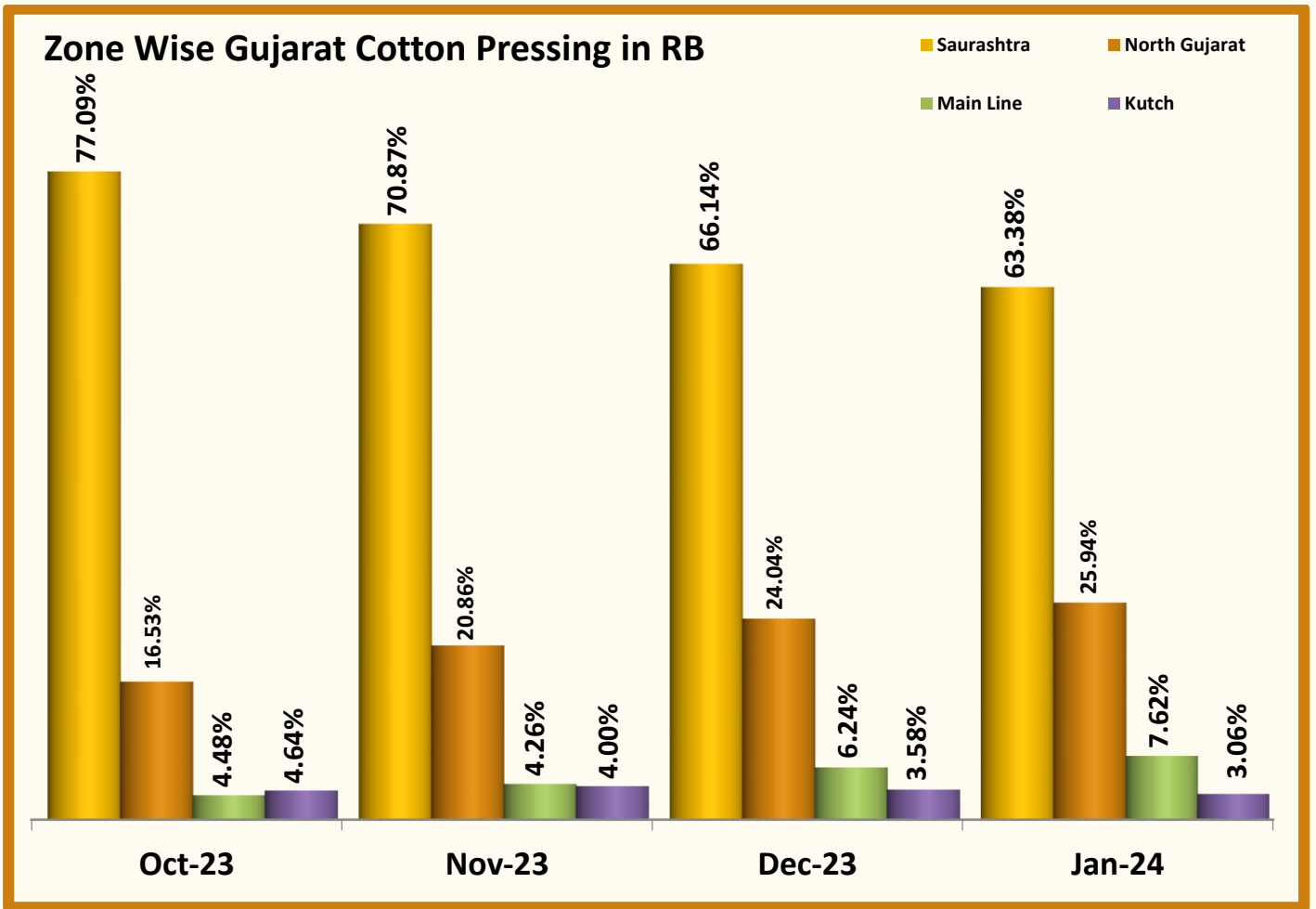
### 170 Kg Bales





# GUJCOT TRADE ASSOCIATION

MONTHLY PRESSING REPORT Jan-2024





# GUJCOT TRADE ASSOCIATION

MONTHLY PRESSING REPORT Jan-2024

Saurashtra						
Station	Jan-23	Dec-23	Jan-24	MoM Change	YoY Change	Fact. In Operation
Amreli	1,18,161	85,550	1,20,277	34,727	2,116	17
Babra	98,000	80,727	1,21,600	40,873	23,600	20
Botad	2,66,220	2,88,700	3,75,550	86,850	1,09,330	52
Chotila	47,111	58,015	81,647	23,632	34,536	5
Chuda	19,700	13,200	16,700	3,500	-3,000	3
Damnagar	4,650	2,900	3,500	600	-1,150	1
Dhasa	1,77,820	1,38,500	2,00,725	62,225	22,905	35
Dhoraji-Upleta	26,600	47,352	65,046	17,694	38,446	7
Dhrangadhra-Halvad	1,69,678	1,79,400	2,30,800	51,400	61,122	13
Gariyadhar	20,500	20,000	28,500	8,500	8,000	5
Gondal	66,350	68,850	1,03,000	34,150	36,650	12
Jamkandorna	8,000	1,500	5,000	3,500	-3,000	1
Jamnagar-Falla	2,36,400	2,31,000	3,18,460	87,460	82,060	26
Jasdan	84,600	85,130	1,17,120	31,990	32,520	13
Jetpur	60,000	34,000	52,000	18,000	-8,000	3
Kuvadava	17,900	20,800	25,500	4,700	7,600	2
Lakhtar	7,500	6,000	8,000	2,000	500	1
Limbdi	23,600	19,400	27,000	7,600	3,400	3
Mahuva	54,000	46,910	69,970	23,060	15,970	13
Manavadar	1,10,206	1,12,286	1,75,546	63,260	65,340	33
Morbi	79,600	69,500	1,01,300	31,800	21,700	8
Palitana	5,100	6,000	9,000	3,000	3,900	2
Porbandar	1,500	1,150	9,000	7,850	7,500	2
Rajula	23,900	19,200	26,300	7,100	2,400	3
Savarkundala	18,800	11,600	17,000	5,400	-1,800	4
Shapar	41,600	64,900	89,700	24,800	48,100	5
Surendranagar	92,100	63,400	97,500	34,100	5,400	4
Talaja	50,166	47,100	68,300	21,200	18,134	13
Tankara-Neknam	1,34,800	1,74,400	2,54,800	80,400	1,20,000	24
Targhadi	51,400	54,000	76,500	22,500	25,100	9
Tramba-Sardhar	14,000	9,600	13,100	3,500	-900	1
Una	33,200	26,600	38,200	11,600	5,000	5
Wankaner	64,251	1,06,827	1,38,686	31,859	74,435	12
<b>TOTAL</b>	<b>22,27,413</b>	<b>21,94,497</b>	<b>30,85,327</b>	<b>8,90,830</b>	<b>8,57,914</b>	<b>357</b>



# GUJCOT TRADE ASSOCIATION

MONTHLY PRESSING REPORT Jan-2024

North Gujarat						
Station	Jan-23	Dec-23	Jan-24	MoM Change	YoY Change	Fact. In Operation
Visnagar	47,900	40,333	63,518	23,185	15,618	7
Vijapur-Mansa	1,62,700	1,53,650	2,33,800	80,150	71,100	30
Harij	1,16,585	89,212	1,30,696	41,484	14,111	19
Radhanpur	27,032	25,100	29,850	4,750	2,818	3
Idar-Sabarkantha	6,500	13,800	19,300	5,500	12,800	6
Idar-Raiya						
Himmatnagar	31,100	11,000	16,200	5,200	-14,900	3
Vadali-Sadatpura	9,000	15,400	28,500	13,100	19,500	5
Khedbrahma		2,550	7,450	4,900	7,450	6
Kapadwanj	26,000	21,500	28,500	7,000	2,500	1
Viramgam	14,700	5,900	8,950	3,050	-5,750	5
Kadi	4,05,912	3,86,029	6,44,844	2,58,815	2,38,932	59
Mandal-Bahucharaji	6,500				-6,500	
Bavla	4,500	2,000	3,000	1,000	-1,500	1
Dholka	6,200	5,200	7,500	2,300	1,300	3
Dhandhuka	30,171	22,890	35,550	12,660	5,379	12
Talod	3,700	3,100	4,900	1,800	1,200	2
<b>TOTAL</b>	<b>8,98,500</b>	<b>7,97,664</b>	<b>12,62,558</b>	<b>4,64,894</b>	<b>3,64,058</b>	<b>162</b>



Axita Cotton Limited





# GUJCOT TRADE ASSOCIATION

MONTHLY PRESSING REPORT Jan-2024

## Main Line

Station	Jan-23	Dec-23	Jan-24	MoM Change	YoY Change	Fact. In Operation
Karjan	62,500	45,000	68,000	23,000	5,500	3
Dabhoi		200	1,200	1,000	1,200	1
Golagamdi						
Handod	32,600	22,400	52,700	30,300	20,100	5
Bodeli	42,100	38,500	72,200	33,700	30,100	8
Kosindra	13,700	7,800	16,000	8,200	2,300	2
Pavijetpur	18,500	11,800	21,000	9,200	2,500	2
Kaledia	65,700	44,800	83,800	39,000	18,100	5
Palej	11,600	15,000	20,200	5,200	8,600	2
Bharuch	1,200	1,200	1,800	600	600	1
Mandala	16,200	11,500	17,000	5,500	800	1
Nizar		9,000	14,000	5,000	14,000	1
Hansot						
Badalpur						
Sinor						
Olpad						
Valiya			2,500	2,500	2,500	1
Samlaya			600	600	600	1
<b>TOTAL</b>	<b>2,64,100</b>	<b>2,07,200</b>	<b>3,71,000</b>	<b>1,63,800</b>	<b>1,06,900</b>	<b>33</b>

## Kutch

Station	Jan-23	Dec-23	Jan-24	MoM Change	YoY Change	Fact. In Operation
Abdasa	12,000	11,200	16,500	5,300	4,500	1
Anjar	96,700	83,810	1,01,640	17,830	4,940	6
Bhuj	9,700	7,700	10,200	2,500	500	1
Mandvi	18,400	16,100	20,700	4,600	2,300	1
Nakhatrana						
Rapar						
<b>TOTAL</b>	<b>1,36,800</b>	<b>1,18,810</b>	<b>1,49,040</b>	<b>30,230</b>	<b>12,240</b>	<b>9</b>





# GUJCOT TRADE ASSOCIATION

MONTHLY PRESSING REPORT Jan-2024

Again Team Gujcot thanks our direct and indirect helpers.

## For Data Collection

We are thankful to

Shri Manishbhai - Anjar

Shri Mukeshbhai Purohit

Nileshbhai - Manager SGA

Premjibhai - Manavadar

Kalpeshbhai - Manager

Gujcot Trade Association

## For Data Verification

We are thankful to

Shri Jatinbhai - Vijapur

Shri Sujalbhai

Shri Pravinbhai

Shri Jagdishbhai Soni

Shri Chetanbhai Shree Gita Group - Morbi

Shri Kishorbhai - Talaja

Shri Jaytibhai -Botad

Once again thanks to whole Gujarat Cotton value chain for their co-operation.

## For, Gujcot Trade Association

Akash Shah

[President]

## For, Gujcot Trade Association

Ajay Shah

[Secretary]

## Report Sponsors:

[Click on Sponsor's Logo to visit Sponsor's Website](#)



Axita Cotton Limited



GUJARAT COTTON  
CORPORATION