



GUJCOT TRADE ASSOCIATION

MONTHLY PRESSING REPORT May-2023

Dear All Cotton Friends,

Gujcot has collected pressing figures from all ginners and compiled data to serve whole trade. In this mission we get valuable support from many of our trade personalities. We Gujcot team is very thankful to all helping hands, who worked directly or indirectly, with their valuable support, we are able to put real time pressing figures. We thank all Gujarat Ginners for their cooperating with Gujcot team to share their pressing figures. We hope the whole Textile value Chain will be benefitted by these data and will help us in future to achieve our goal to serve our cotton trade.

Report Sponsors:

Click on Sponsor's Logo to visit Sponsor's Website





GUJCOT TRADE ASSOCIATION

MONTHLY PRESSING REPORT May-2023

Summary

- During the month of May Gujarat has pressed 10,51,011 Bales (S-6 10,32,031 Bales and V-797 18,980 Bales), which is equivalent to total 10,01,552 Bales of 170 Kgs. (Shankar 9,83,465 Bales and V-797 18,087 Bales).
- Cumulative Pressing in running bales till 31th May is 76,16,599 Running Bales of Shankar 6 and 2,38,555 Running Bales of V-797, Total Pressing 78,55,154 Bales. So, the statistical bales of 170 Kg. is 72,58,171 Bales of Shankar 6 and 2,27,329 Bales of V-797, Total Pressing 74,85,500 Bales.
- Average pressing per day was 33,904 Running Bales and 32,308 Bales 170 Kg. for 31 days.
- During the month of May Total active ginning factories were 483 (Saurashtra 327, North Gujarat 124, Main Line 23 and Kutch 9).



GUJCOT TRADE ASSOCIATION

MONTHLY PRESSING REPORT

May-2023

Gujcot Trade Association

Gujarat Pressing Summary 31-May-2023

2022-23	CUMULATIVE PRESSING (IN 170 Kgs)					
	May-22	Apr-23	May-23	M/M Change (In Bales)	Y/Y Change (In Bales)	Y/Y Change (In %)
Shankar 6						
Saurashtra	48,37,822	39,41,559	45,89,198	6,47,639	-2,48,624	-5.14%
North Gujarat	15,91,215	16,62,705	19,15,006	2,52,301	3,23,790	20.35%
Main Line	4,94,529	4,53,981	5,03,915	49,934	9,386	1.90%
Kutch	2,04,934	2,16,461	2,50,052	33,591	45,118	20.02%
Total	71,28,500	62,74,706	72,58,171	9,83,465	1,29,671	1.82%
V-797	2,17,222	2,09,242	2,27,329	18,087	10,107	4.65%
Total	73,45,722	64,83,948	74,85,500	10,01,552	1,39,777	1.90%
Remark : Daily Pressing Average 33,904 RB - 32,308 170 Kg Bales						

Pressing in Running Bales

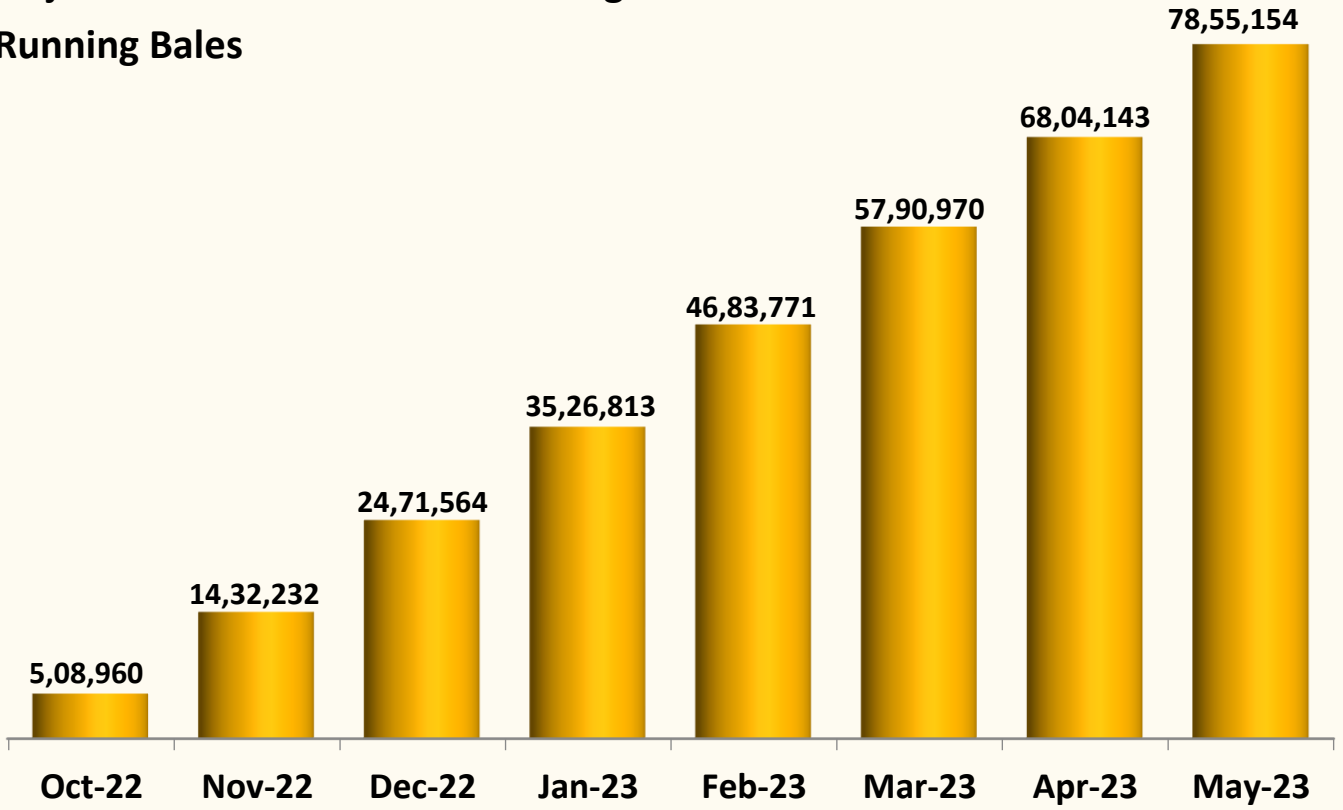
Zone	As On 31-05-2023 (Cumulative)			During May 2023 (Monthly)		
	Shankar-6	V 797	Total	Shankar-6	V 797	Total
Saurashtra	48,15,825	3,900	48,19,725	6,79,621		6,79,621
North Gujarat	20,09,574	2,34,655	22,44,229	2,64,760	18,980	2,83,740
Main Line	5,28,800		5,28,800	52,400		52,400
Kutch	2,62,400		2,62,400	35,250		35,250
Total	76,16,599	2,38,555	78,55,154	10,32,031	18,980	10,51,011



GUJCOT TRADE ASSOCIATION

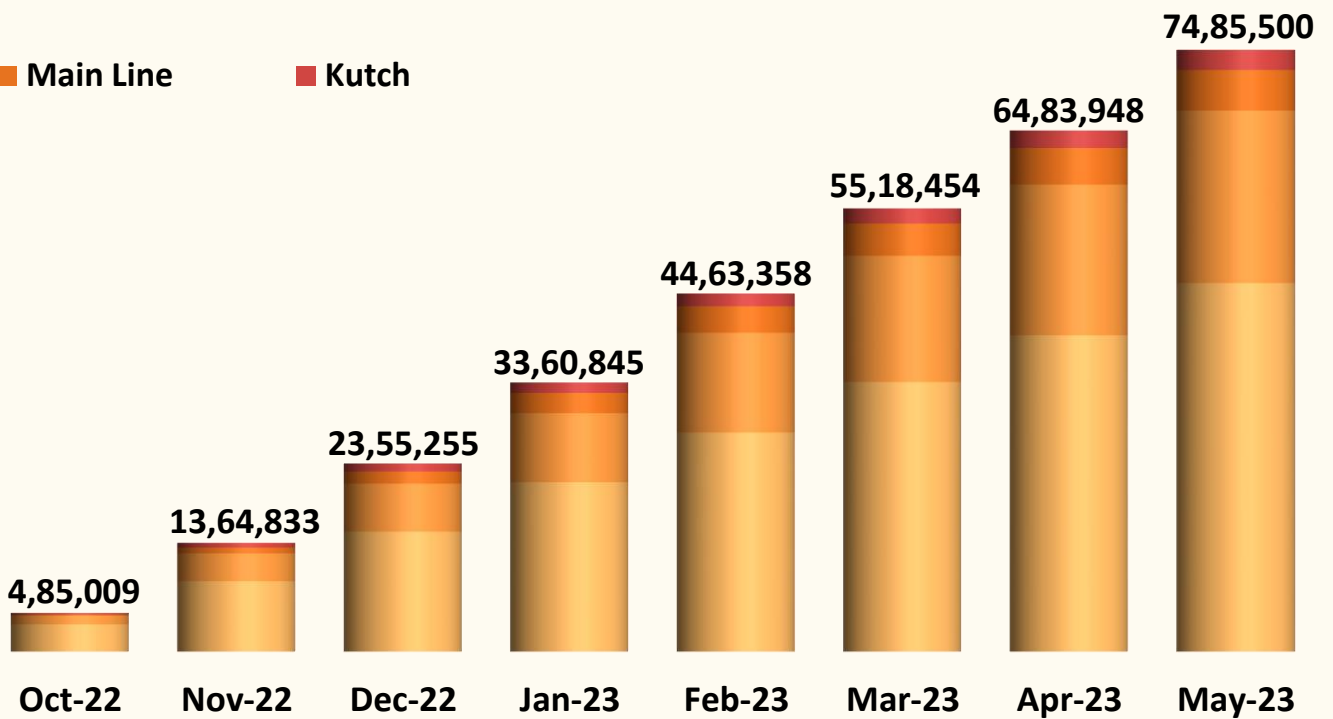
MONTHLY PRESSING REPORT May-2023

Gujarat Cumulative Cotton Pressing Running Bales



Gujarat Cumulative Pressing In 170 Kg

- Saurashtra
- North Gujarat
- Main Line
- Kutch



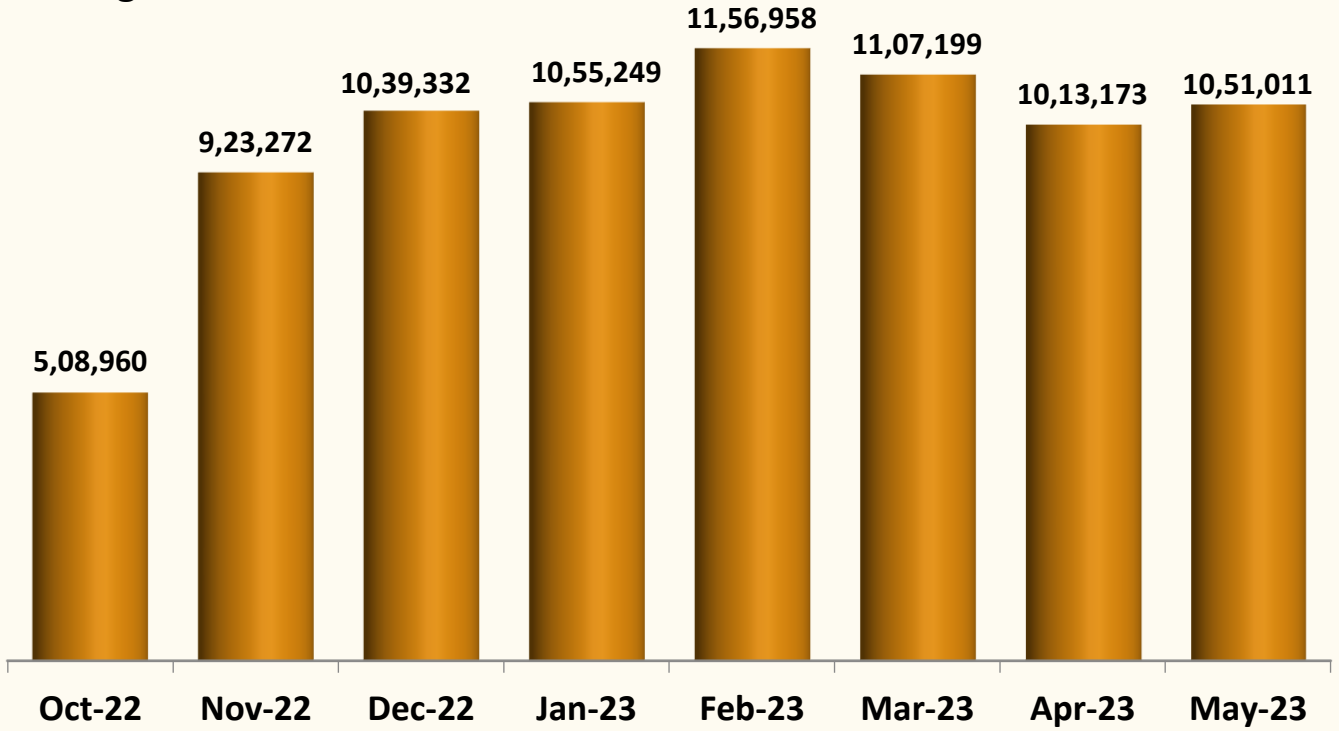


GUJCOT TRADE ASSOCIATION

MONTHLY PRESSING REPORT May-2023

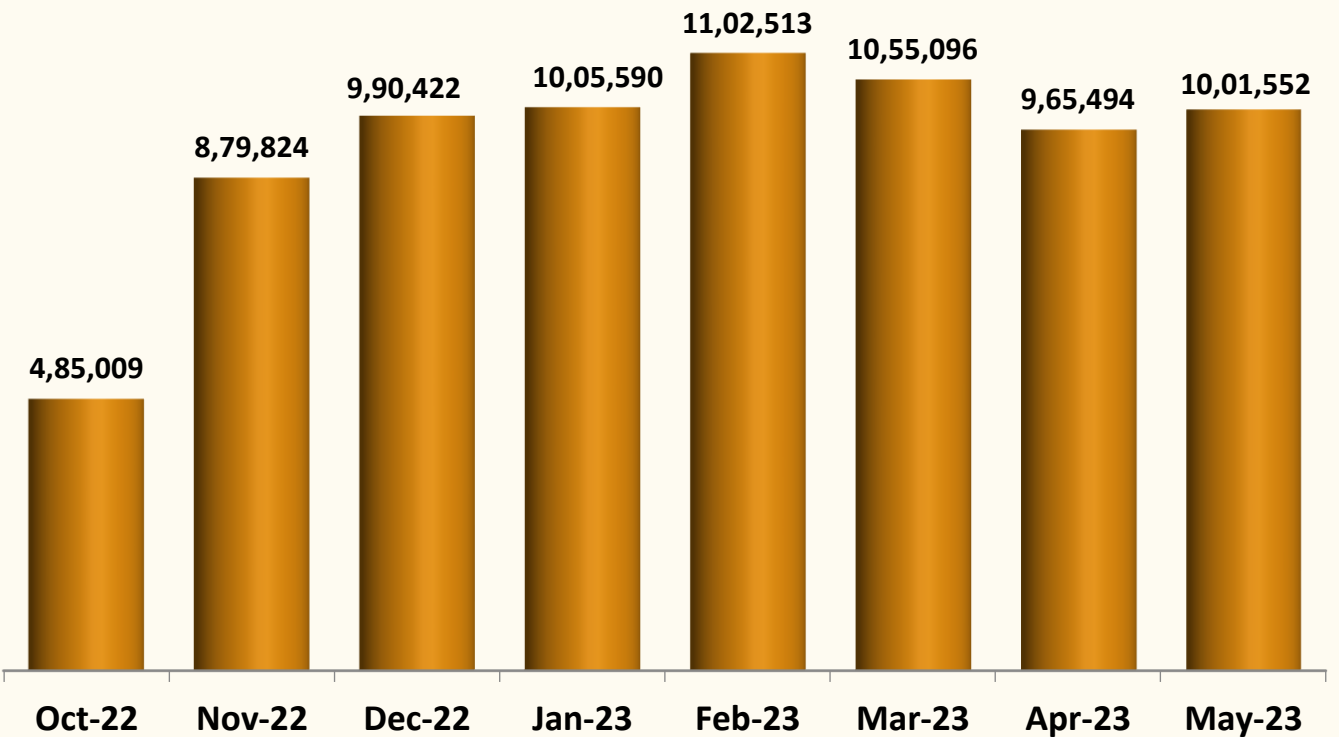
Gujarat Monthly Cotton Pressing

Running Bales



Gujarat Monthly Cotton Pressing

170 Kg Bales

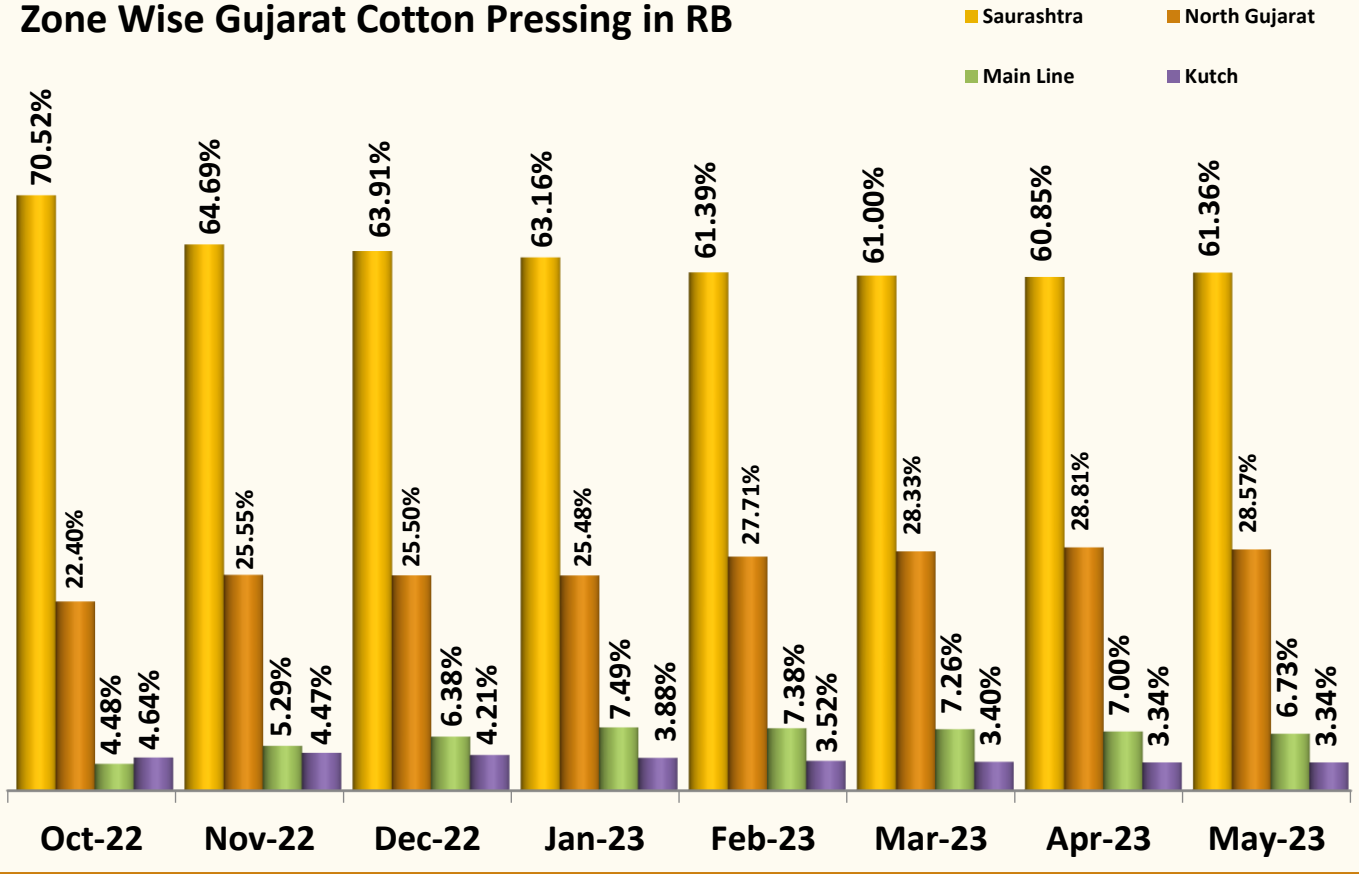




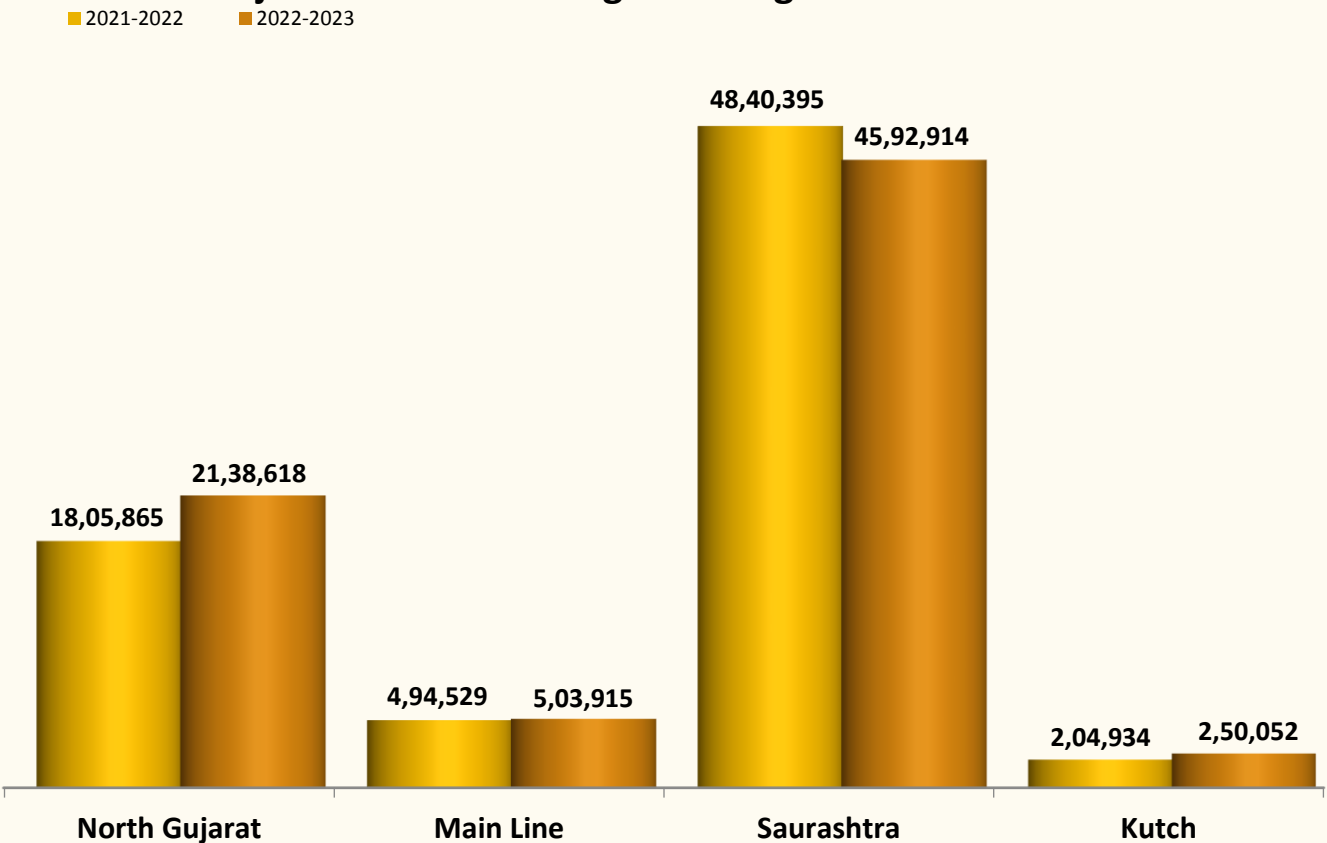
GUJCOT TRADE ASSOCIATION

MONTHLY PRESSING REPORT May-2023

Zone Wise Gujarat Cotton Pressing in RB



Zone Wise Gujarat Cotton Pressing in 170 Kg Bales





GUJCOT TRADE ASSOCIATION

MONTHLY PRESSING REPORT May-2023

Saurashtra						
Station	May-22	Apr-23	May-23	MoM Change	YoY Change	Fact. In Operation
Amreli	3,08,180	2,26,150	2,63,328	37,178	-44,852	19
Babra	2,61,755	1,88,215	2,08,500	20,285	-53,255	15
Botad	6,54,650	5,16,750	5,97,500	80,750	-57,150	51
Chotila	95,264	94,718	1,15,792	21,074	20,528	4
Chuda	17,150	37,800	43,000	5,200	25,850	3
Damnagar	6,100	6,300	6,700	400	600	1
Dhasa	3,90,950	3,21,900	3,68,600	46,700	-22,350	33
Dhoraji-Upleta	40,900	48,900	58,200	9,300	17,300	7
Dhrangadhra-Halvad	2,50,340	2,70,700	3,12,400	41,700	62,060	10
Gariyadhar	56,300	37,000	43,000	6,000	-13,300	5
Gondal	2,12,520	1,19,400	1,45,900	26,500	-66,620	10
Jamkandorna	17,500	14,000	15,800	1,800	-1,700	1
Jamnagar-Falla	4,02,700	4,33,600	5,02,600	69,000	99,900	23
Jasdan	2,05,650	1,72,600	2,05,293	32,693	-357	11
Jetpur	89,000	89,000	92,000	3,000	3,000	1
Kuvadava	44,100	34,500	38,500	4,000	-5,600	2
Lakhtar	20,600	13,500	15,000	1,500	-5,600	1
Limbdi	64,200	51,400	61,900	10,500	-2,300	4
Mahuva	1,33,583	90,975	1,01,375	10,400	-32,208	10
Manavadar	2,90,906	2,38,453	2,84,571	46,118	-6,335	33
Morbi	1,61,400	1,60,600	1,84,700	24,100	23,300	10
Palitana	18,000	8,900	10,500	1,600	-7,500	2
Porbandar	1,000	3,000	4,000	1,000	3,000	1
Rajula	40,100	38,400	43,100	4,700	3,000	2
Savarkundala	43,700	32,700	39,400	6,700	-4,300	4
Shapar	1,28,550	74,500	87,500	13,000	-41,050	6
Surendranagar	1,68,090	1,46,700	1,70,700	24,000	2,610	4
Talaja	1,23,889	76,450	85,250	8,800	-38,639	12
Tankara-Neknam	4,27,300	2,72,000	3,31,150	59,150	-96,150	21
Targhadi	1,23,400	1,21,000	1,45,400	24,400	22,000	6
Tramba-Sardhar	43,500	28,200	32,000	3,800	-11,500	1
Una	53,050	51,300	56,200	4,900	3,150	5
Wankaner	1,85,100	1,20,493	1,49,866	29,373	-35,234	9
TOTAL	50,79,427	41,40,104	48,19,725	6,79,621	-2,59,702	327



GUJCOT TRADE ASSOCIATION

MONTHLY PRESSING REPORT May-2023

North Gujarat

Station	May-22	Apr-23	May-23	MoM Change	YoY Change	Fact. In Operation
Visnagar	1,14,830	87,000	98,400	11,400	-16,430	7
Vijapur-Mansa	2,96,675	3,05,550	3,43,950	38,400	47,275	23
Harij	1,80,711	2,35,648	2,48,850	13,202	68,139	12
Radhanpur	33,250	34,432	35,932	1,500	2,682	1
Idar-Sabarkantha	1,622	18,920	22,920	4,000	21,298	1
Idar-Raiya						
Himmatnagar	34,300	51,375	56,200	4,825	21,900	3
Vadali-Sadatpura	2,350	22,500	25,000	2,500	22,650	1
Khedbrahma		2,550	2,550		2,550	
Kapadwanj	24,000	47,060	51,060	4,000	27,060	1
Viramgam	69,143	81,550	91,150	9,600	22,007	6
Kadi	9,82,637	9,40,847	11,14,310	1,73,463	1,31,673	55
Mandal-Bahucharaji	61,120	56,900	67,100	10,200	5,980	3
Bavla	10,000	13,150	17,250	4,100	7,250	1
Dholka	14,900	11,600	13,700	2,100	-1,200	2
Dhandhuka	66,305	47,236	51,686	4,450	-14,619	8
Talod	3,200	4,171	4,171		971	
TOTAL	18,95,043	19,60,489	22,44,229	2,83,740	3,49,186	124

e-cotton

"eCotton - domestic" - Mobile Application

Cotton Bales Trading Platform

For Ginners, Spinners, Traders, Exporters & Brokers



GUJCOT TRADE ASSOCIATION

MONTHLY PRESSING REPORT May-2023

Main Line

Station	May-22	Apr-23	May-23	MoM Change	YoY Change	Fact. In Operation
Karjan	90,100	1,07,800	1,20,300	12,500	30,200	3
Dabhoi						
Golagamdi	3,500				-3,500	
Handod	58,800	63,300	71,100	7,800	12,300	4
Bodeli	1,22,600	79,500	86,200	6,700	-36,400	6
Kosindra	16,000	20,500	22,000	1,500	6,000	1
Pavijetpur	37,000	32,000	36,300	4,300	-700	2
Kaledia	1,37,500	1,14,400	1,27,200	12,800	-10,300	4
Palej	10,400	16,200	16,500	300	6,100	1
Bharuch	1,850	3,200	3,200		1,350	
Mandala	28,000	25,500	26,500	1,000	-1,500	1
Nizar	12,800	14,000	19,500	5,500	6,700	1
Hansot						
Badalpur	400				-400	
Sinor						
Olpad						
Valiya						
Samlaya						
TOTAL	5,18,950	4,76,400	5,28,800	52,400	9,850	23

Kutch

Station	May-22	Apr-23	May-23	MoM Change	YoY Change	Fact. In Operation
Abdasa	24,071	19,500	22,500	3,000	-1,571	1
Anjar	1,41,883	1,59,650	1,80,700	21,050	38,817	6
Bhuj	20,400	18,600	22,500	3,900	2,100	1
Mandvi	28,700	29,400	36,700	7,300	8,000	1
Nakhatrana						
Rapar						
TOTAL	2,15,054	2,27,150	2,62,400	35,250	47,346	9





GUJCOT TRADE ASSOCIATION

MONTHLY PRESSING REPORT May-2023

Again Team Gujcot thanks our direct and indirect helpers.

For Data Collection

We are thankful to

Shri Manishbhai - Anjar

Shri Mukeshbhai Purohit

Nileshbhai - Manager SGA

Premjibhai - Manavadar

Kalpeshbhai - Manager

Gujcot Trade Association

For Data Verification

We are thankful to

Shri Jatinbhai - Vijapur

Shri Sujalbhai

Shri Pravinbhai

Shri Jagdishbhai Soni

Shri Chetanbhai Shree Gita Group - Morbi

Shri Kishorbhai - Talaja

Shri Jaytibhai -Botad

Once again thanks to whole Gujarat Cotton value chain for their co-operation.

For, Gujcot Trade Association

Akash Shah

[President]

For, Gujcot Trade Association

Ajay Shah

[Secretary]

Report Sponsors:

[Click on Sponsor's Logo to visit Sponsor's Website](#)

