



GUJCOT TRADE ASSOCIATION

MONTHLY RATE MOVEMENT Apr-2021

Dear All Cotton Friends,

In our mission to give Daily Spot Rate Team Gujcot is getting valuable support from Gujcot broker's panel. We appreciated their humble service to the trade. Gujcot Team is giving daily closing of Indian and foreign futures rates.

In this report we have provided Following Rates during the month.

- Daily Physical Spot Rate
- MCX Cotton Daily Closing Rate
- USD-INR Exchange Rate Closing
- Cotlook Index
- ICE Future Closing
- NCDEX Kapas Rate
- MCX Future Closing
- NCDEX and MCX converted into Rs. Candy Rate

We hope it will be useful to all the stake holders of Textile Value Chain.



GUJCOT TRADE ASSOCIATION

MONTHLY RATE MOVEMENT Apr-2021

- International Cotton future market remained very volatile during the month of April but Indian markets remained firm to steady.
- NY May future was on expiry and whole trade shifted to July future. NY July travelled from bottom near 79 cents and touched high of 91+ cents. Technical trend remained up and futures rose upward from every low. Finally, July future gained 591 points during the month.
- During the month US export sales was around 5 Lakh bales but shipment was decent near 11 lakh bales and beyond require pace to meet 15.75 million bales export target.
- April USDA WASDE reduced some beginning stock, reduced production, and increased some consumption so ending stock declined by over one million bales. Bullish WASDE supported cotton market sentiment. Outside forces like currency, higher price in grains also supported cotton market. Ultimately April was dominated by Bull on NY futures.
- Chinese futures also gained during April. China has declared additional sliding scale import quota of 7 lakh tons for their consumers.
- Indian cotton did not follow back-to-back with NY future. Indian market remained very tight range of 45,200 to 46,200 for shankar-6 during April.
- CCI sold very small quantity of cotton during the month.



GUJCOT TRADE ASSOCIATION

MONTHLY RATE MOVEMENT Apr-2021

- Indian basis was in positive tertiary at the start of the month but weaker rupee and strong NY futures brought Indian basis lower to -1,100. Despite attractive basis Indian export sales did not witness any big surge in exports.
- Till April Indian cotton export has crossed 50 lakh bales mark. Wait to get final updated by DGCIS.
- Indian arrivals reached above 33 million bales mark. According to COCPC Indian consumption may reduce to 303 lakh bales.
- Due to surge in covid cases, ginning operation slowed down in second half of the month.
- Due to Firm cottonseed rate and steady cotton rates, farmers are getting good rate of their produce.



GUJCOT TRADE ASSOCIATION

MONTHLY RATE MOVEMENT Apr-2021

Gujarat Spot Rate Changes Apr-2021

Variety	Staple Length	Mic.	31-03-2021	30-04-2021	Change (M/M)	
					Rs./Candy	In Per.(%)
Shankar 6	29 MM	3.8	45,100	45,900	800	1.77%
V-797	13 % Trash		29,800	29,600	-200	-0.67%
MCX Spot Rate			21,700	21,990	290	1.34%
USD-INR Exchange			73.10	74.06	0.96	1.31%

Monthly - Average Spot Rate Apr-2021

Variety	Staple Length	Mic.	Price Range		Average Of 24 Days
			Low	High	
Shankar 6	29	3.8	45,100	46,150	45,723
V-797	13% Trash		28,900	30,600	29,742
MCX Spot Rate			21,690	22,100	21,929
USD Exchange Rate			73.10	75.06	74.42



GUJCOT TRADE ASSOCIATION

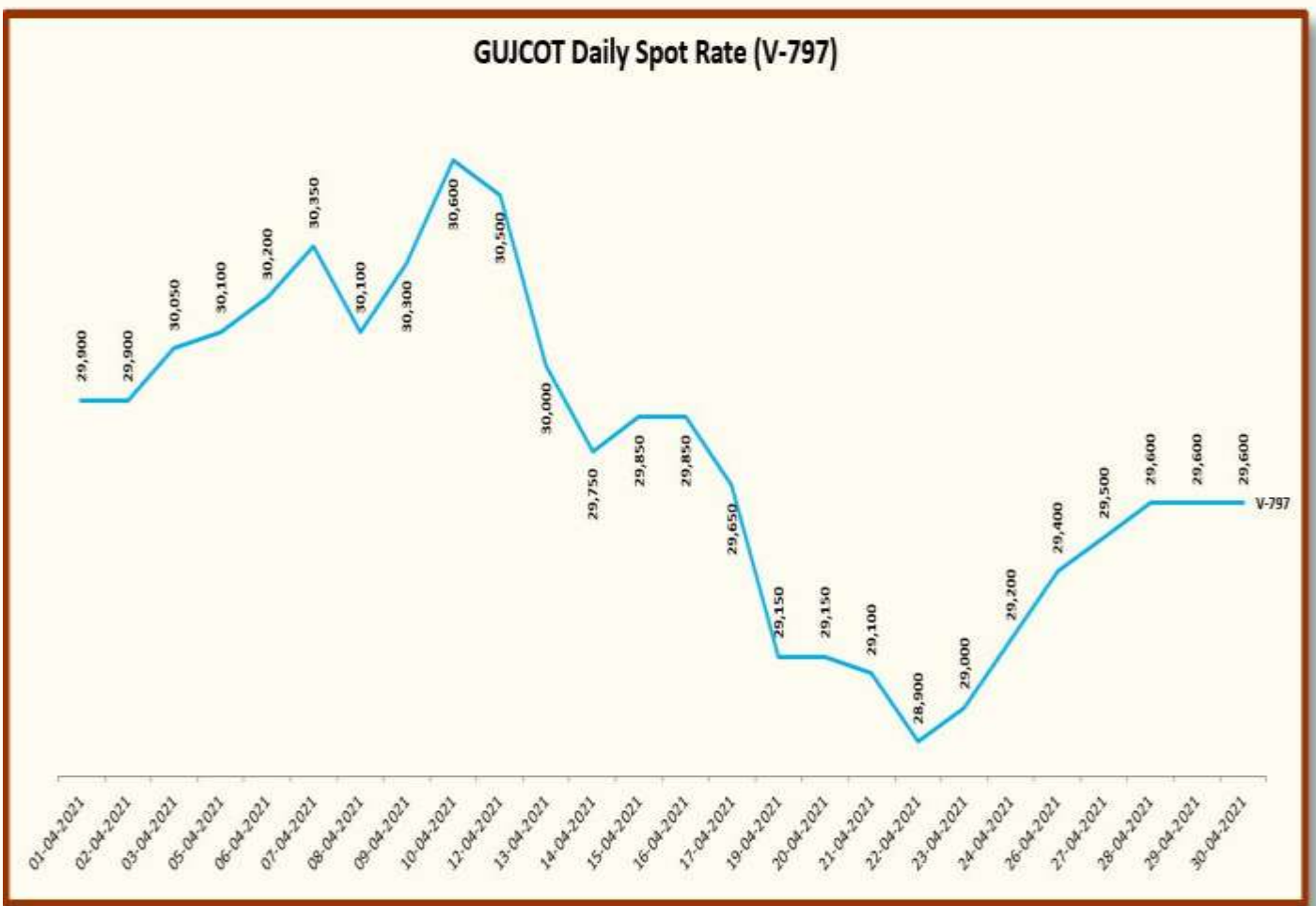
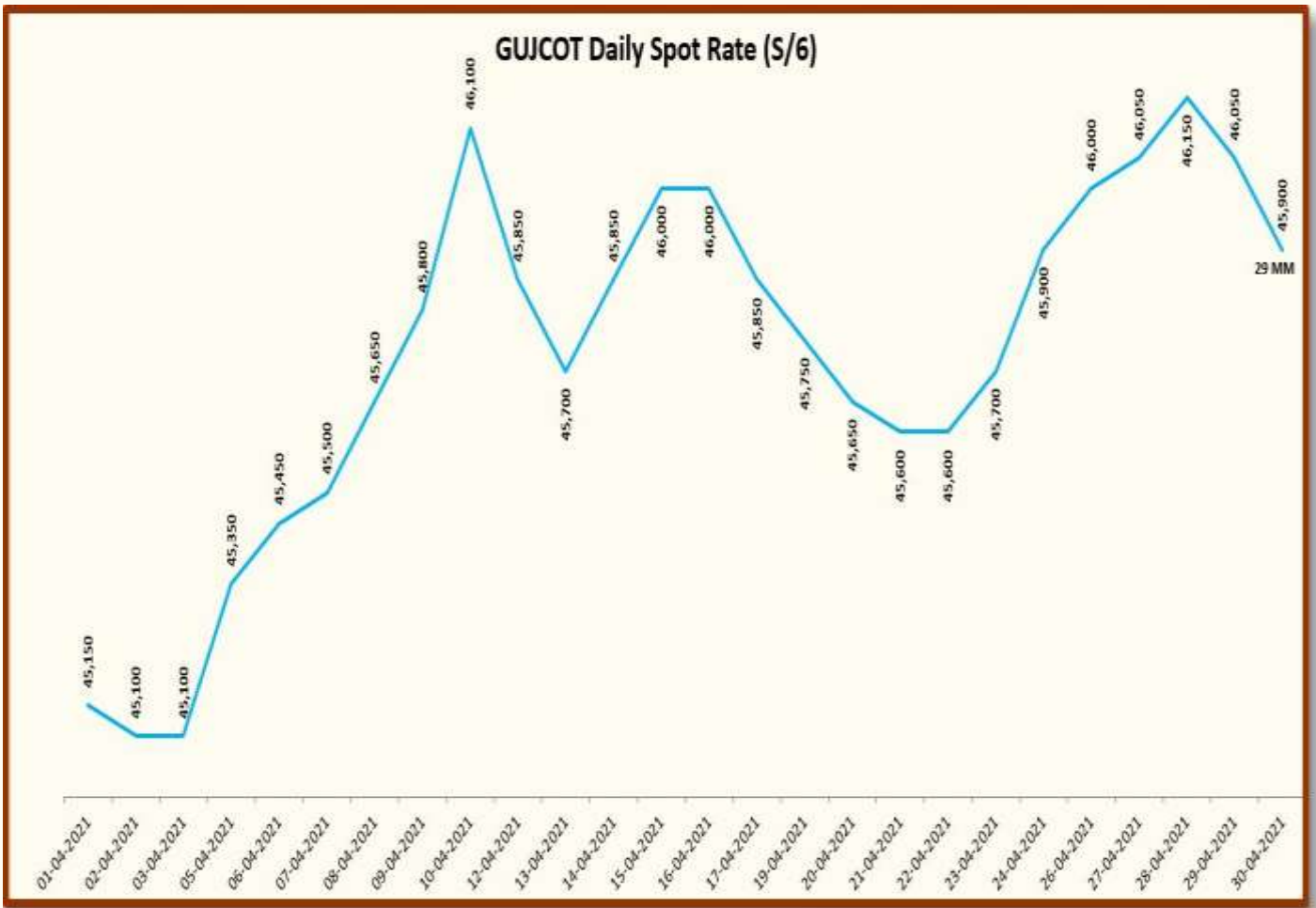
MONTHLY RATE MOVEMENT Apr-2021

Gujarat Spot Rate – Apr-2021				
Date	29-3.8	V-797	MCX Spot Rate	USD-INR Exchange Rate
01-04-2021	45,150	29,900	21,690	73.10
02-04-2021	45,100	29,900	21,690	73.10
03-04-2021	45,100	30,050	21,690	73.10
05-04-2021	45,350	30,100	21,780	73.29
06-04-2021	45,450	30,200	21,880	73.43
07-04-2021	45,500	30,350	21,880	74.55
08-04-2021	45,650	30,100	22,020	74.59
09-04-2021	45,800	30,300	22,000	74.73
10-04-2021	46,100	30,600	22,000	74.73
12-04-2021	45,850	30,500	21,960	75.06
13-04-2021	45,700	30,000	21,920	75.06
14-04-2021	45,850	29,750	21,920	75.06
15-04-2021	46,000	29,850	22,050	74.92
16-04-2021	46,000	29,850	22,100	74.35
17-04-2021	45,850	29,650	22,100	74.35
19-04-2021	45,750	29,150	21,880	74.87
20-04-2021	45,650	29,150	21,840	74.87
21-04-2021	45,600	29,100	21,840	74.87
22-04-2021	45,600	28,900	21,860	74.95
23-04-2021	45,700	29,000	21,900	75.01
24-04-2021	45,900	29,200	21,900	75.01
26-04-2021	46,000	29,400	22,050	74.71
27-04-2021	46,050	29,500	22,050	74.65
28-04-2021	46,150	29,600	22,070	74.35
29-04-2021	46,050	29,600	22,100	74.04
30-04-2021	45,900	29,600	21,990	74.06



GUJCOT TRADE ASSOCIATION

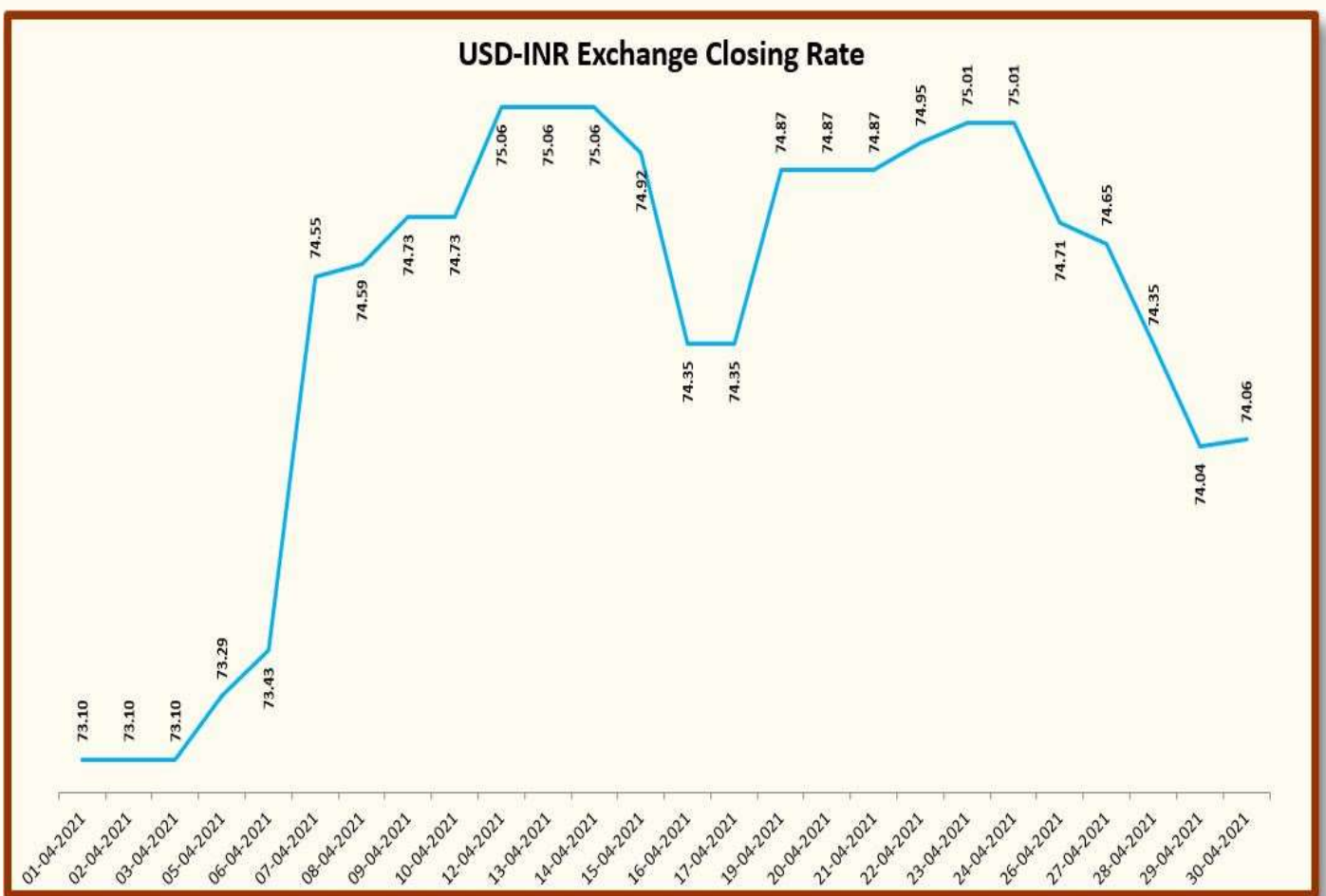
MONTHLY RATE MOVEMENT Apr-2021





GUJCOT TRADE ASSOCIATION

MONTHLY RATE MOVEMENT Apr-2021





GUJCOT TRADE ASSOCIATION

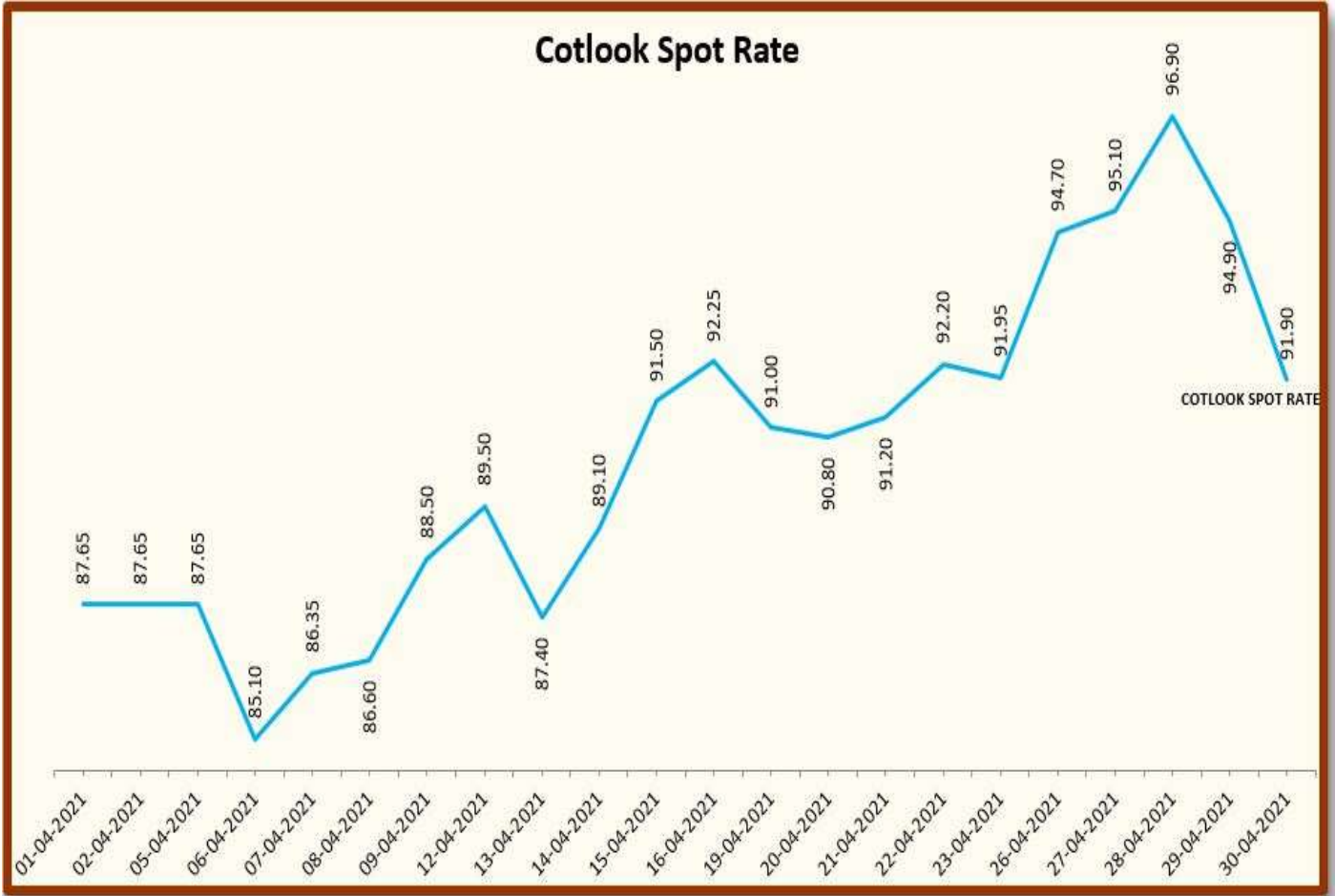
MONTHLY RATE MOVEMENT Apr-2021

Foreign Cotton Indices & Futures			
Date	Cotlook	ICE	
	Spot Rate	May-21	Jul-21
01-04-2021	87.65	77.95	79.27
02-04-2021	87.65	77.95	79.27
05-04-2021	87.65	77.88	79.18
06-04-2021	85.10	79.22	80.47
07-04-2021	86.35	79.50	80.84
08-04-2021	86.60	81.41	82.66
09-04-2021	88.50	82.40	83.74
12-04-2021	89.50	80.14	81.51
13-04-2021	87.40	81.82	83.19
14-04-2021	89.10	84.20	85.52
15-04-2021	91.50	85.02	86.26
16-04-2021	92.25	83.71	85.03
19-04-2021	91.00	83.26	84.71
20-04-2021	90.80	83.77	85.17
21-04-2021	91.20	84.83	86.23
22-04-2021	92.20	84.64	86.05
23-04-2021	91.95	87.51	88.80
26-04-2021	94.70	87.86	89.22
27-04-2021	95.10	90.07	91.42
28-04-2021	96.90	88.74	89.52
29-04-2021	94.90	85.89	86.54
30-04-2021	91.90	87.43	88.08



GUJCOT TRADE ASSOCIATION

MONTHLY RATE MOVEMENT Apr-2021





GUJCOT TRADE ASSOCIATION

MONTHLY RATE MOVEMENT Apr-2021

Indian Cotton Futures				
Date	NCDEX Kapas	MCX		
	30-Apr-21	Apr-21	May-21	Jun-21
01-04-2021	1233.00	21,260	21,540	
02-04-2021	1233.00	21,260	21,540	
05-04-2021	1274.50	21,480	21,800	
06-04-2021	1281.50	21,570	21,870	
07-04-2021	1287.00	21,610	21,950	
08-04-2021	1322.00	21,940	22,250	22,380
09-04-2021	1340.50	21,850	22,170	22,510
12-04-2021	1304.00	21,360	21,680	22,010
13-04-2021	1298.50	21,450	21,790	22,020
14-04-2021	1307.00	21,680	21,990	22,020
15-04-2021	1311.00	21,780	22,100	22,460
16-04-2021	1305.50	21,440	21,780	22,110
19-04-2021	1309.00	21,320	21,660	21,970
20-04-2021	1314.50	21,230	21,530	21,970
21-04-2021	1311.50	21,090	21,430	21,970
22-04-2021	1298.00	21,210	21,540	21,970
23-04-2021	1306.00	21,550	21,850	22,120
26-04-2021	1316.50	21,500	21,810	22,160
27-04-2021	1325.50	21,740	22,050	22,380
28-04-2021	1330.00	21,670	21,980	22,280
29-04-2021	1295.00	21,590	21,820	22,120
30-04-2021	1305.00	22,050	21,880	22,170



GUJCOT TRADE ASSOCIATION

MONTHLY RATE MOVEMENT Apr-2021





GUJCOT TRADE ASSOCIATION

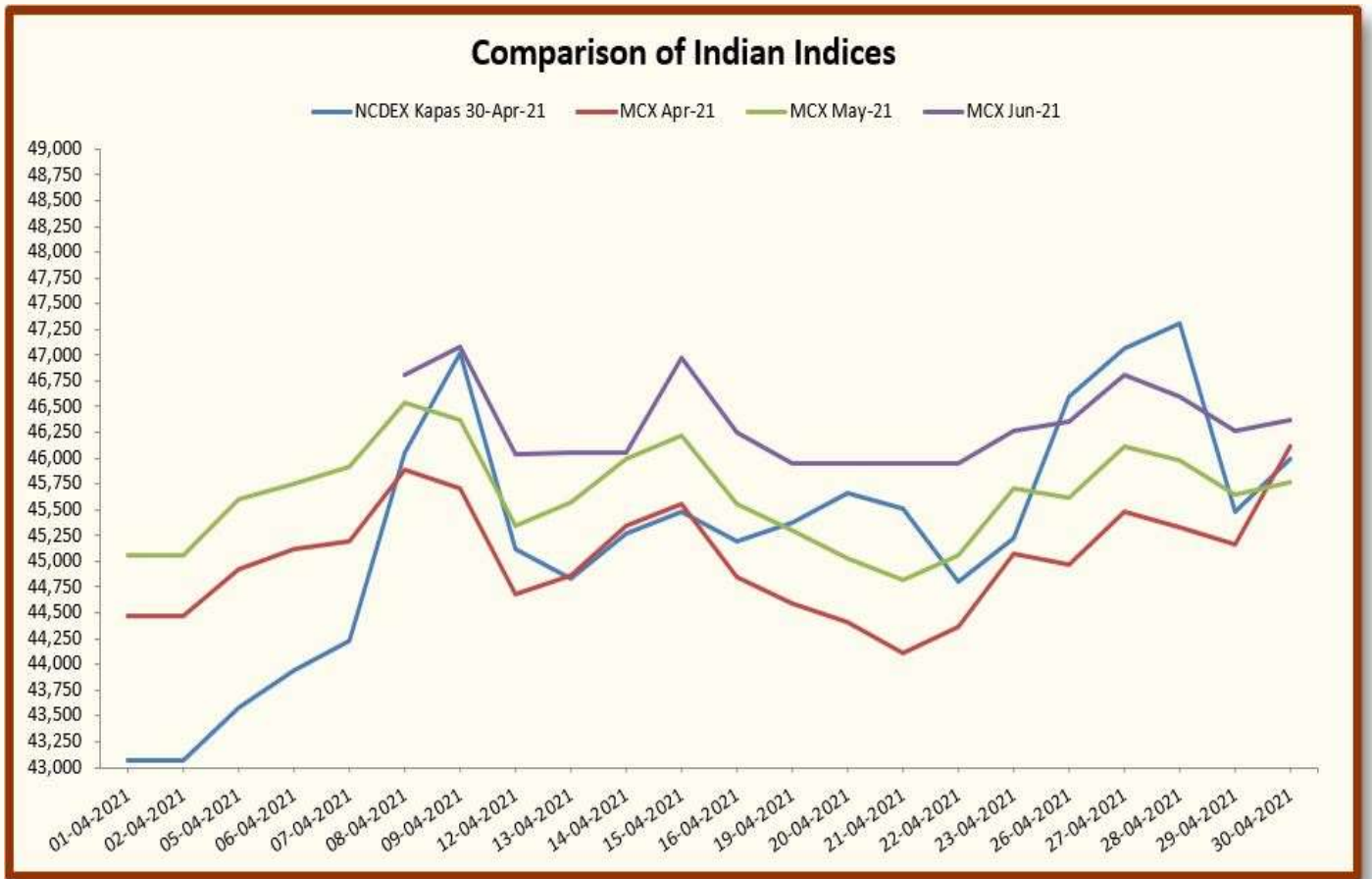
MONTHLY RATE MOVEMENT Apr-2021

Indian Indices in Rs/Candy Rate				
Date	NCDEX Kapas	MCX		
	30-Apr-21	Apr-21	May-21	Jun-21
01-04-2021	43,064	44,470	45,055	
02-04-2021	43,064	44,470	45,055	
05-04-2021	43,574	44,930	45,599	
06-04-2021	43,940	45,118	45,745	
07-04-2021	44,228	45,202	45,913	
08-04-2021	46,058	45,892	46,540	46,812
09-04-2021	47,025	45,704	46,373	47,084
12-04-2021	45,117	44,679	45,348	46,038
13-04-2021	44,829	44,867	45,578	46,059
14-04-2021	45,274	45,348	45,996	46,059
15-04-2021	45,483	45,557	46,227	46,980
16-04-2021	45,195	44,846	45,557	46,247
19-04-2021	45,378	44,595	45,306	45,955
20-04-2021	45,666	44,407	45,034	45,955
21-04-2021	45,509	44,114	44,825	45,955
22-04-2021	44,803	44,365	45,055	45,955
23-04-2021	45,221	45,076	45,704	46,268
26-04-2021	46,601	44,972	45,620	46,352
27-04-2021	47,071	45,474	46,122	46,812
28-04-2021	47,307	45,327	45,976	46,603
29-04-2021	45,476	45,160	45,641	46,268
30-04-2021	45,999	46,122	45,766	46,373



GUJCOT TRADE ASSOCIATION

MONTHLY RATE MOVEMENT Apr-2021





GUJCOT TRADE ASSOCIATION

MONTHLY RATE MOVEMENT Apr-2021

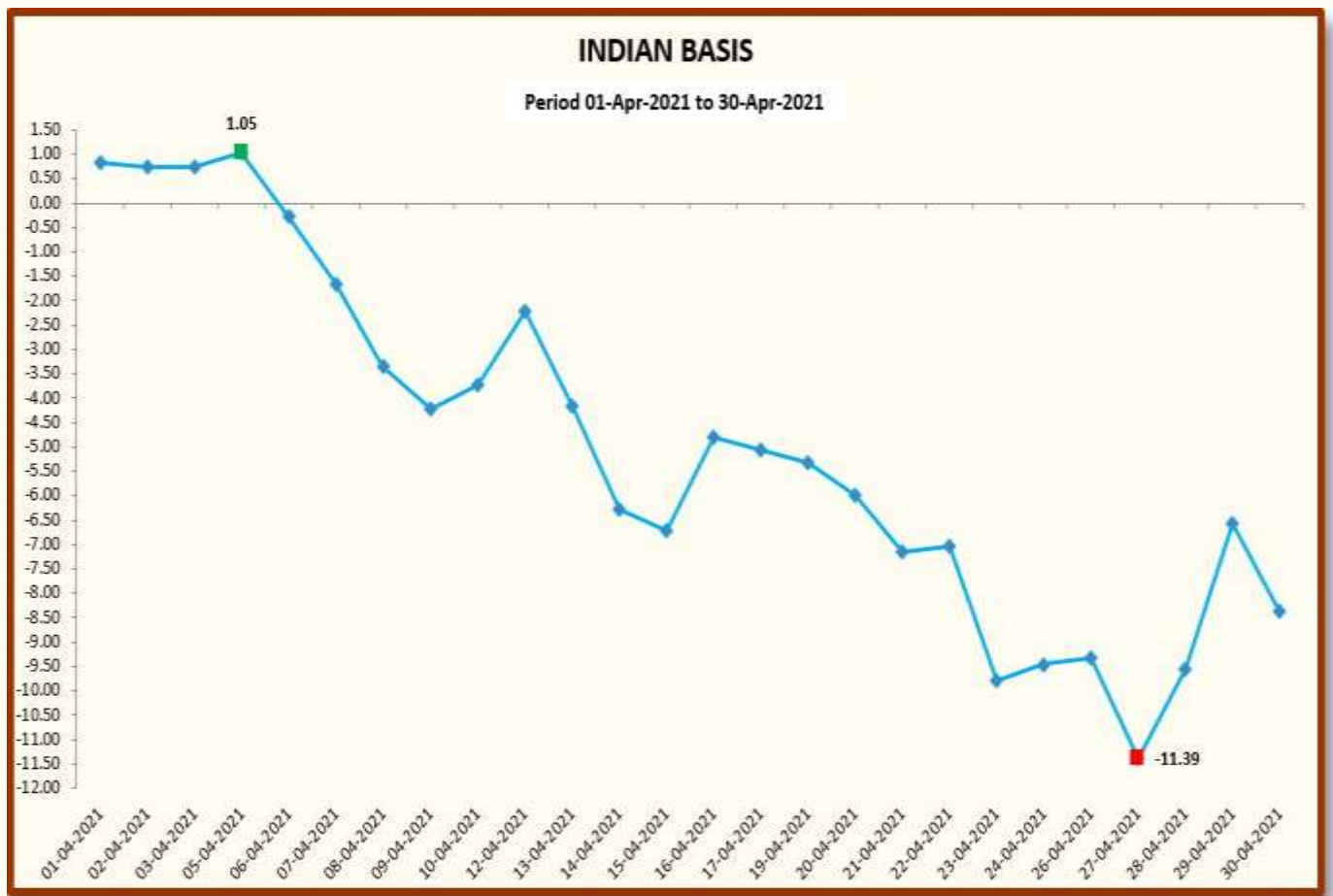
INDIAN BASIS

DATE	29 MM	USD-INR	Cents/lb	ICE NEAREST FUTURE	BASIS
01-04-2021	45,150	73.10	78.78	77.95	0.83
02-04-2021	45,100	73.10	78.69	77.95	0.74
03-04-2021	45,100	73.10	78.69	77.95	0.74
05-04-2021	45,350	73.29	78.93	77.88	1.05
06-04-2021	45,450	73.43	78.95	79.22	-0.27
07-04-2021	45,500	74.55	77.85	79.50	-1.65
08-04-2021	45,650	74.59	78.06	81.41	-3.35
09-04-2021	45,800	74.73	78.17	82.40	-4.23
10-04-2021	46,100	74.73	78.68	82.40	-3.72
12-04-2021	45,850	75.06	77.91	80.14	-2.23
13-04-2021	45,700	75.06	77.66	81.82	-4.16
14-04-2021	45,850	75.06	77.91	84.20	-6.29
15-04-2021	46,000	74.92	78.31	85.02	-6.71
16-04-2021	46,000	74.35	78.92	83.71	-4.79
17-04-2021	45,850	74.35	78.66	83.71	-5.05
19-04-2021	45,750	74.87	77.94	83.26	-5.32
20-04-2021	45,650	74.87	77.77	83.77	-6.00
21-04-2021	45,600	74.87	77.69	84.83	-7.14
22-04-2021	45,600	74.95	77.60	84.64	-7.04
23-04-2021	45,700	75.01	77.71	87.51	-9.80
24-04-2021	45,900	75.01	78.05	87.51	-9.46
26-04-2021	46,000	74.71	78.53	87.86	-9.33
27-04-2021	46,050	74.65	78.68	90.07	-11.39
28-04-2021	46,150	74.35	79.17	88.74	-9.57
29-04-2021	46,050	74.04	79.33	85.89	-6.56
30-04-2021	45,900	74.06	79.05	87.43	-8.38



GUJCOT TRADE ASSOCIATION

MONTHLY RATE MOVEMENT Apr-2021





GUJCOT TRADE ASSOCIATION

MONTHLY RATE MOVEMENT Apr-2021

Team Gujcot thanks the Broker Panel

Shri Sujalbhai, Shri Pravinbhai, Shri Sandipbhai, Shri Ananbhai, Shri Ajaybhai, Shri Jatinbhai, Shri Manishbhai, Shri Anilbhai, Shri Niravbhai and Shri Mukeshbhai Purohit.

Report Sponsors:

Click on Sponsor's Logo to visit Sponsor's Website

 **Louis Dreyfus Company India Pvt. Ltd.**

 **glossy**
C O T E X

 **Axita Cotton Limited**

For, Gujcot Trade Association

Akash Shah

[President]

For, Gujcot Trade Association

Ajay Shah

[Secretary]