



# GUJCOT TRADE ASSOCIATION

## MONTHLY RATE MOVEMENT Aug-2020

**Dear All Cotton Friends,**

In our mission to give Daily Spot Rate Team Gujcot is getting valuable support from Gujcot broker's panel. We appreciated their humble service to the trade. Gujcot Team is giving daily closing of Indian and foreign futures rates.

In this report we have provided Following Rates during the month.

- Daily Physical Spot Rate
- MCX Cotton Daily Closing Rate
- USD-INR Exchange Rate Closing
- Cotlook Index
- ICE Future Closing
- NCDEX Kapas Rate
- MCX Future Closing
- NCDEX and MCX converted into Rs. Candy Rate

We hope it will be useful to all the stake holders of Textile Value Chain.



# GUJCOT TRADE ASSOCIATION

## MONTHLY RATE MOVEMENT Aug-2020

- August month was bull dominating month. The closing of ginning due to festivals and rain disrupted cotton supply so, Indian physical market also got a good bull run. Adding fuel to the bull run was the highest sales of CCI and daily increasing CCI price list supported by NY future. Only bear factor worked at the end of the month was appreciation of Indian rupee but due to shortage of supply market ignored it.
- NY December remained firm due to following factors.
- USDA WASDE estimated US crop to be 18 million bales but market sources feel that crop will be lower than the USDA estimate.
- Some damage to the US crop by Hurricane flora during the month will be reflected in September WASDE.
- Carried forward export sales were handsome and a new season started with over 6 million bales commitment.
- China is honoring phase one of US-China trade deal and is regular buyer of US cotton and also shipment to China was in a big quantity.
- Overall, as first month of season and very negligible arrival export sales were poor but old stock shipment was better in August.
- Indian cotton was the cheapest so Indian exporters were optimistic to get good orders from abroad.
- Indian mills also get good inquiry of yarn from abroad. Yarn market surged nearly 10 to 15 Rs per kg. So there was good buying from domestic mills in cotton.



# GUJCOT TRADE ASSOCIATION

## MONTHLY RATE MOVEMENT Aug-2020

- Exporters, Basis players and domestic buyers pulled Indian physical market upwards. Price gap of Indian cotton and other origins in the international market has narrowed now.
- CCI and Maharashtra federation jointly offloaded nearly 58 lakh bales. Still a lot of cotton for resale with traders and MNCs. Some new crop is knocking on the door.
- All India cotton sowing area at the record high and surpassed the last year's area by nearly 3% to 128 lakh hectares.
- Gujarat's farmers diverted to groundnut so Gujarat cotton sowing reduced to 15% to stay below 23 lakh hectares.
- Weather was the main factor to create sentiment. It was continuously raining in many cotton belts and damaging some crops in several areas. Some infestation of whitefly and others also reported.
- Gujcot spot rate surged from 33,200 to 35,900, a huge one-month gain.
- NY future December gained from
- Indian rupee remained stronger from
- First time we see noticeable old crop arrivals in India in August. Due to lockdown lot of kapas remained with farmers. Mills have earned during month also ginner had good parity during the month. August was Bull month and gave opportunities to earn in Futures, Ginning, On basis to NY, Trading from CCI cotton, Export of various lower varieties available in India and also from spinning.
- The month of August has given a smile on the face of all stakeholders. Wish the same to continue forward.



# GUJCOT TRADE ASSOCIATION

## MONTHLY RATE MOVEMENT Aug-2020

### Gujarat Spot Rate Changes Aug-2020

Variety	Staple Length	Mic.	31-07-2020	31-08-2020	31-08-2019	Change (M/M)		Change (Y/Y)	
						Rs./Candy	In Per.(%)	Rs./Candy	In Per.(%)
Shankar 6	29 MM	3.8	33,200	35,850	42,150	2,650	7.98%	-6,300	-14.95%
Shankar 6	28.5 MM	3.6	32,450	35,200	41,650	2,750	8.47%	-6,450	-15.49%
V-797	13 % Trash		20,150	22,900	32,900	2,750	13.65%	-10,000	-30.40%
MCX Spot Rate			15,880	17,180	20,400	1,300	8.19%	-3,220	-15.78%
USD-INR Exchange			74.81	73.61	71.40	-1.20	-1.60%	2.21	3.10%

### Monthly - Average Spot Rate Aug-2020

Variety	Staple Length	Mic.	Price Range		Average Of 26 Days
			Low	High	
Shankar 6	29	3.8	33,200	36,100	34,469
Shankar 6	28.5	3.7	32,400	35,350	33,698
V-797	13% Trash		20,300	23,450	21,817
MCX Spot Rate			15,880	17,300	16,492
USD Exchange Rate			73.38	75.05	74.61



# GUJCOT TRADE ASSOCIATION

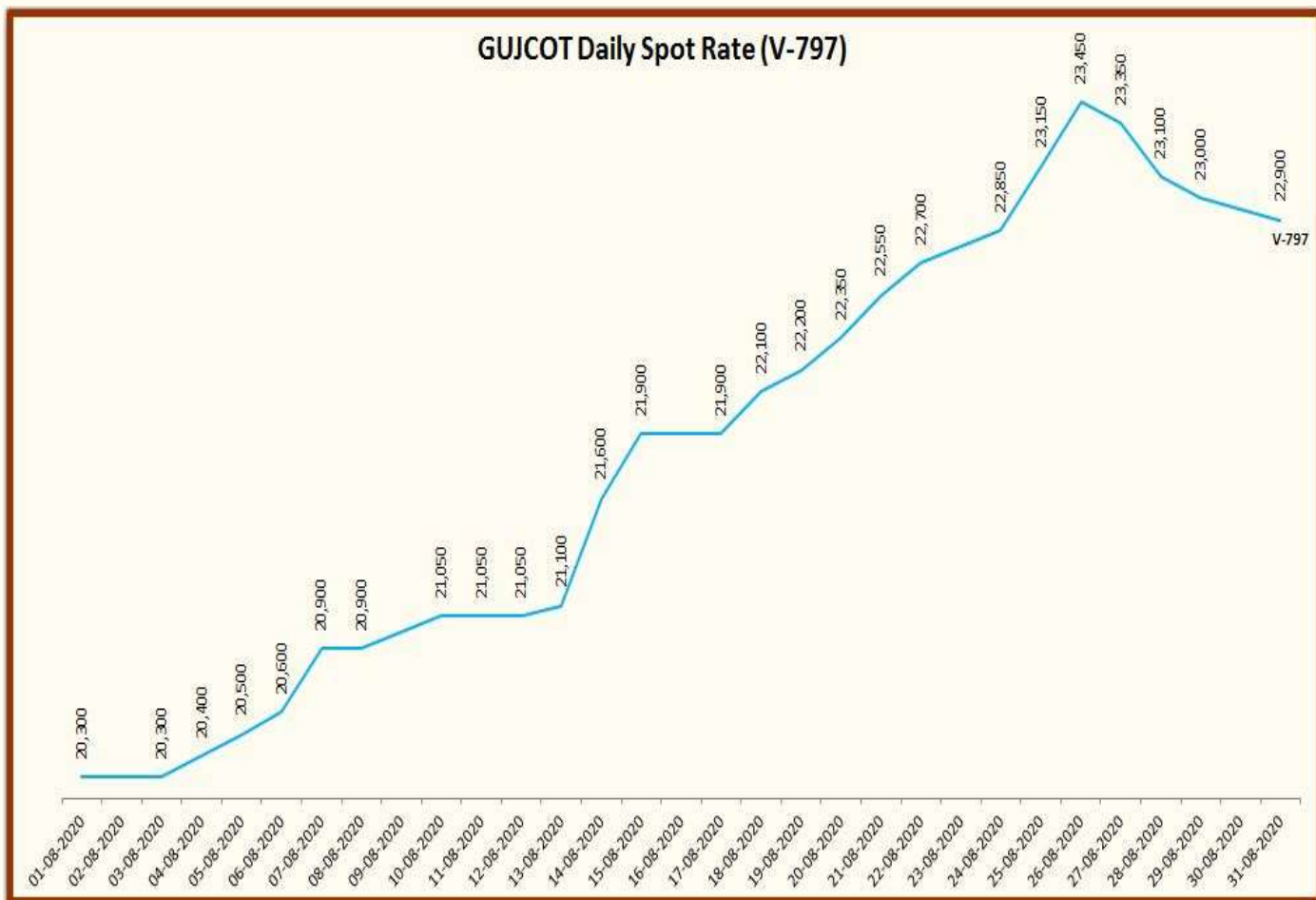
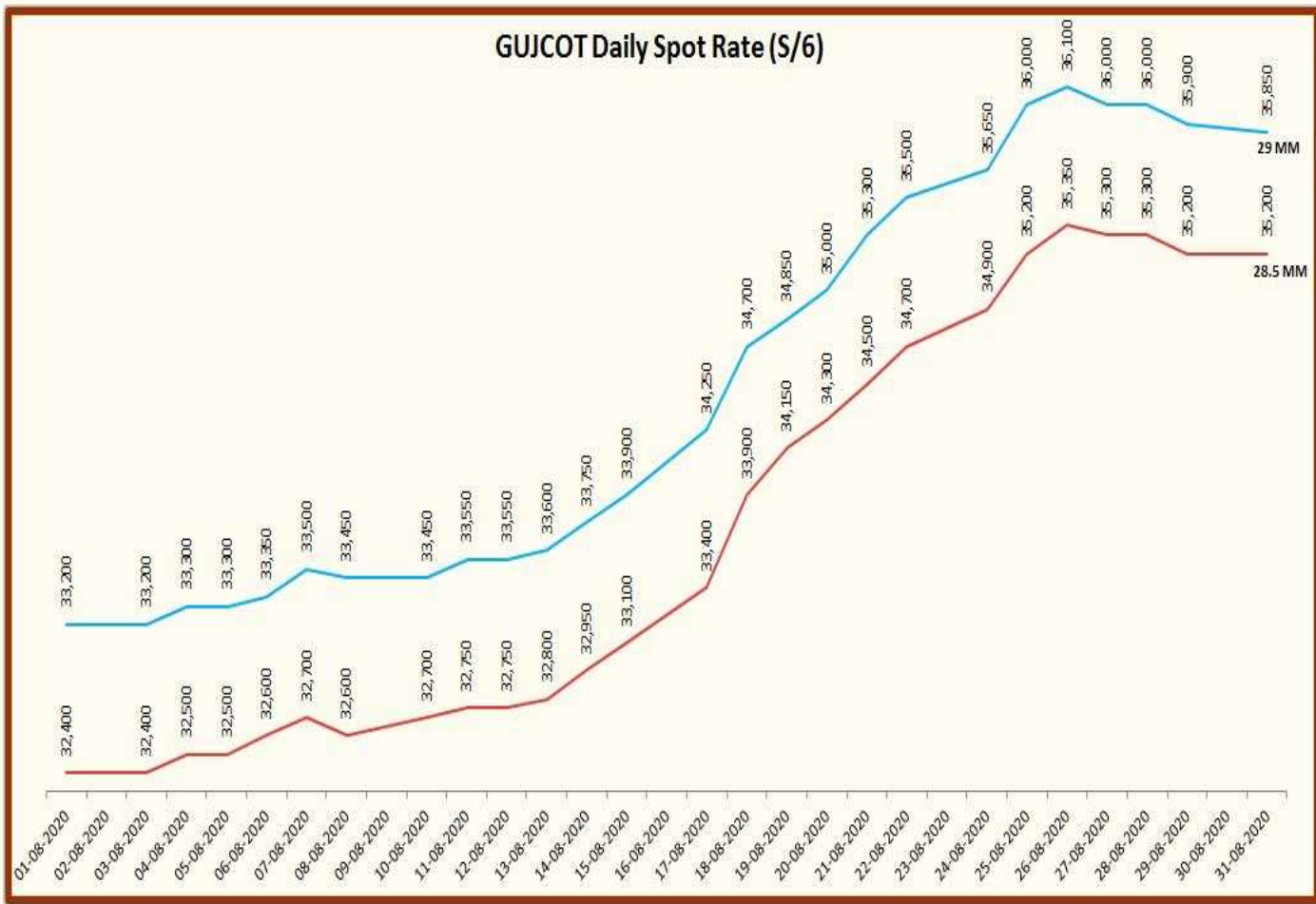
## MONTHLY RATE MOVEMENT Aug-2020

Gujarat Spot Rate – Aug-2020					
Date	29-3.8	28.5-3.7	V-797	MCX Spot Rate	USD-INR Exchange Rate
01-08-2020	33,200	32,400	20,300	15,880	74.81
03-08-2020	33,200	32,400	20,300	15,880	75.01
04-08-2020	33,300	32,500	20,400	15,930	75.05
05-08-2020	33,300	32,500	20,500	15,970	74.94
06-08-2020	33,350	32,600	20,600	16,090	74.93
07-08-2020	33,500	32,700	20,900	16,150	74.92
08-08-2020	33,450	32,600	20,900	16,150	74.92
10-08-2020	33,450	32,700	21,050	16,050	74.89
11-08-2020	33,550	32,750	21,050	16,130	74.77
12-08-2020	33,550	32,750	21,050	16,130	74.83
13-08-2020	33,600	32,800	21,100	16,130	74.84
14-08-2020	33,750	32,950	21,600	16,180	74.90
15-08-2020	33,900	33,100	21,900	16,180	74.90
17-08-2020	34,250	33,400	21,900	16,190	74.88
18-08-2020	34,700	33,900	22,100	16,370	74.75
19-08-2020	34,850	34,150	22,200	16,460	74.82
20-08-2020	35,000	34,300	22,350	16,620	75.03
21-08-2020	35,300	34,500	22,550	16,830	74.84
22-08-2020	35,500	34,700	22,700	16,830	74.84
24-08-2020	35,650	34,900	22,850	17,120	74.31
25-08-2020	36,000	35,200	23,150	17,220	74.32
26-08-2020	36,100	35,350	23,450	17,270	74.29
27-08-2020	36,000	35,300	23,350	17,240	73.81
28-08-2020	36,000	35,300	23,100	17,300	73.38
29-08-2020	35,900	35,200	23,000	17,300	73.38
31-08-2020	35,850	35,200	22,900	17,180	73.61



# GUJCOT TRADE ASSOCIATION

## MONTHLY RATE MOVEMENT Aug-2020

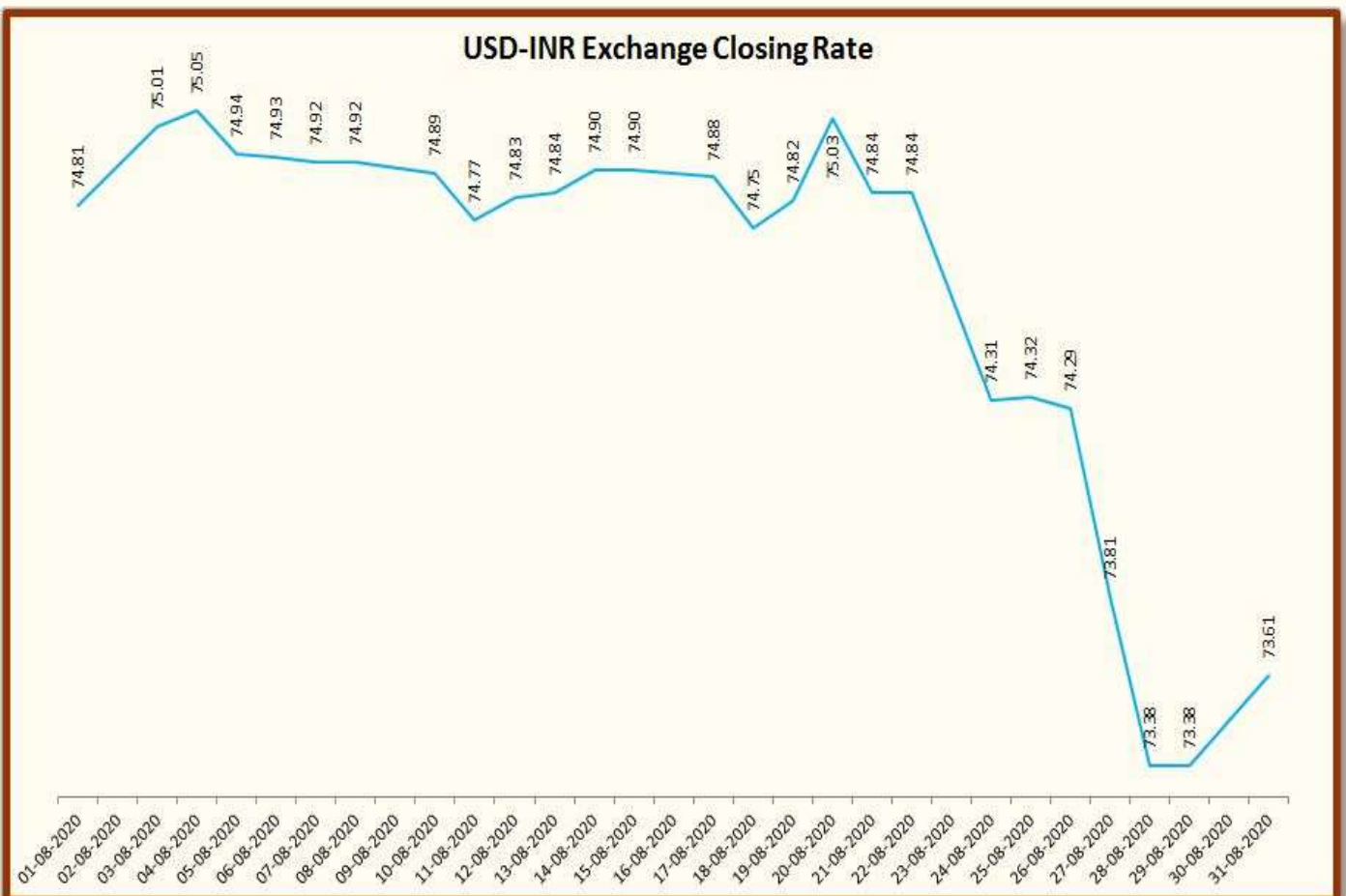






# GUJCOT TRADE ASSOCIATION

## MONTHLY RATE MOVEMENT Aug-2020





# GUJCOT TRADE ASSOCIATION

## MONTHLY RATE MOVEMENT Aug-2020

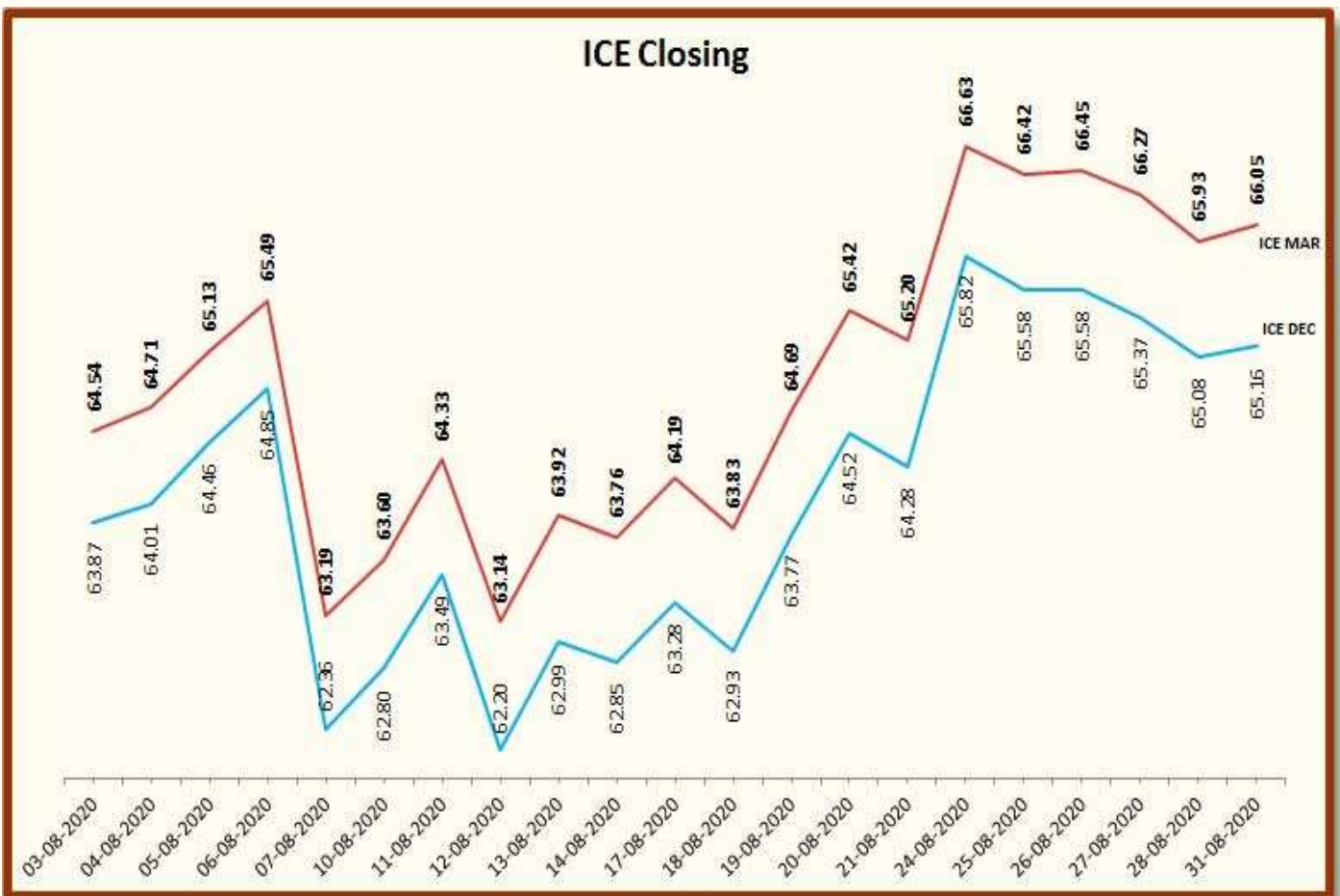
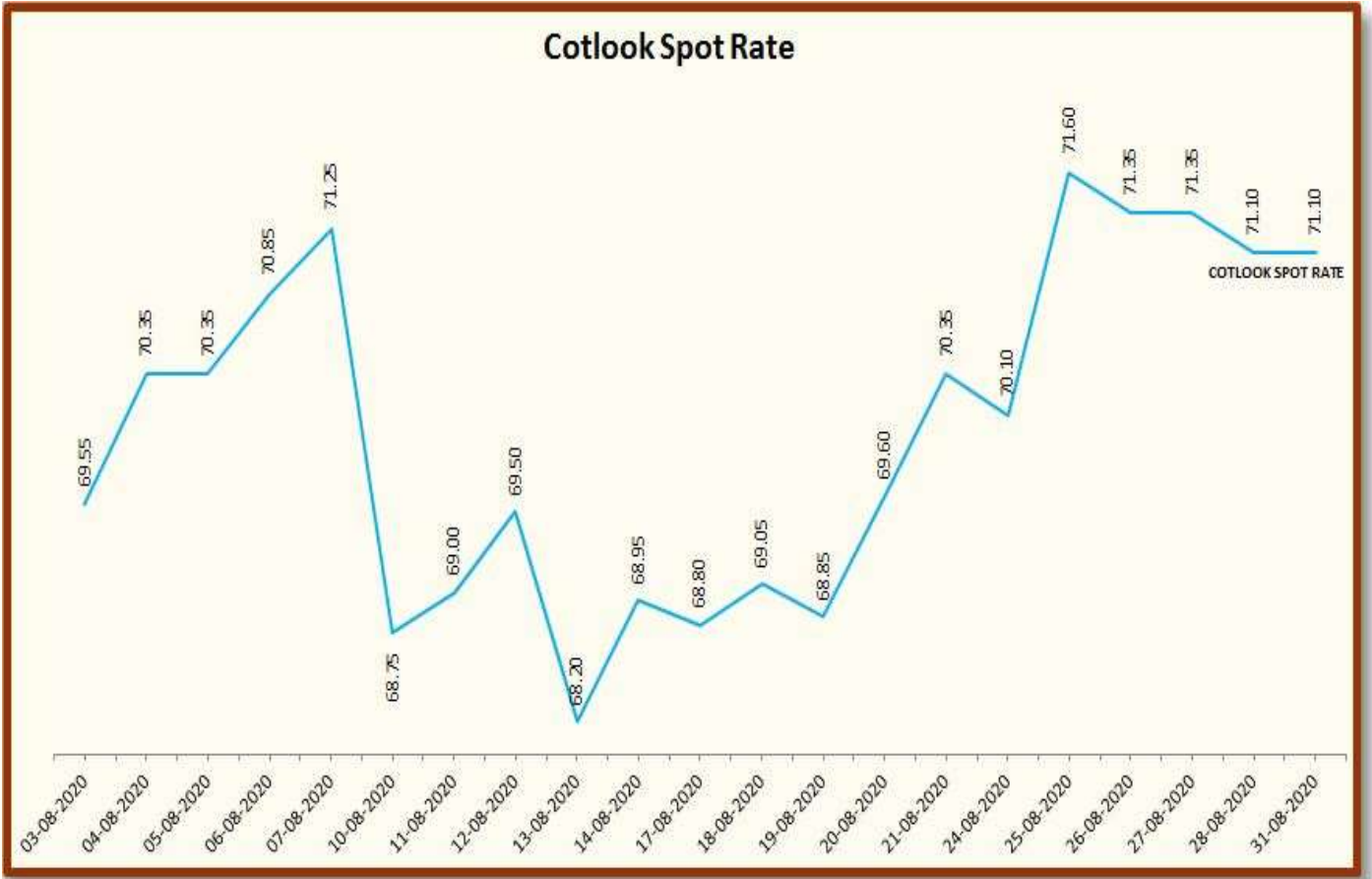
Foreign Cotton Indices & Futures			
Date	Cotlook	ICE	
	Spot Rate	Dec-20	Mar-21
03-08-20	69.55	63.87	64.54
04-08-20	70.35	64.01	64.71
05-08-20	70.35	64.46	65.13
06-08-20	70.85	64.85	65.49
07-08-20	71.25	62.36	63.19
10-08-20	68.75	62.80	63.60
11-08-20	69.00	63.49	64.33
12-08-20	69.50	62.20	63.14
13-08-20	68.20	62.99	63.92
14-08-20	68.95	62.85	63.76
17-08-20	68.80	63.28	64.19
18-08-20	69.05	62.93	63.83
19-08-20	68.85	63.77	64.69
20-08-20	69.60	64.52	65.42
21-08-20	70.35	64.28	65.20
24-08-20	70.10	65.82	66.63
25-08-20	71.60	65.58	66.42
26-08-20	71.35	65.58	66.45
27-08-20	71.35	65.37	66.27
28-08-20	71.10	65.08	65.93
31-08-20	71.10	65.16	66.05





# GUJCOT TRADE ASSOCIATION

MONTHLY RATE MOVEMENT Aug-2020





# GUJCOT TRADE ASSOCIATION

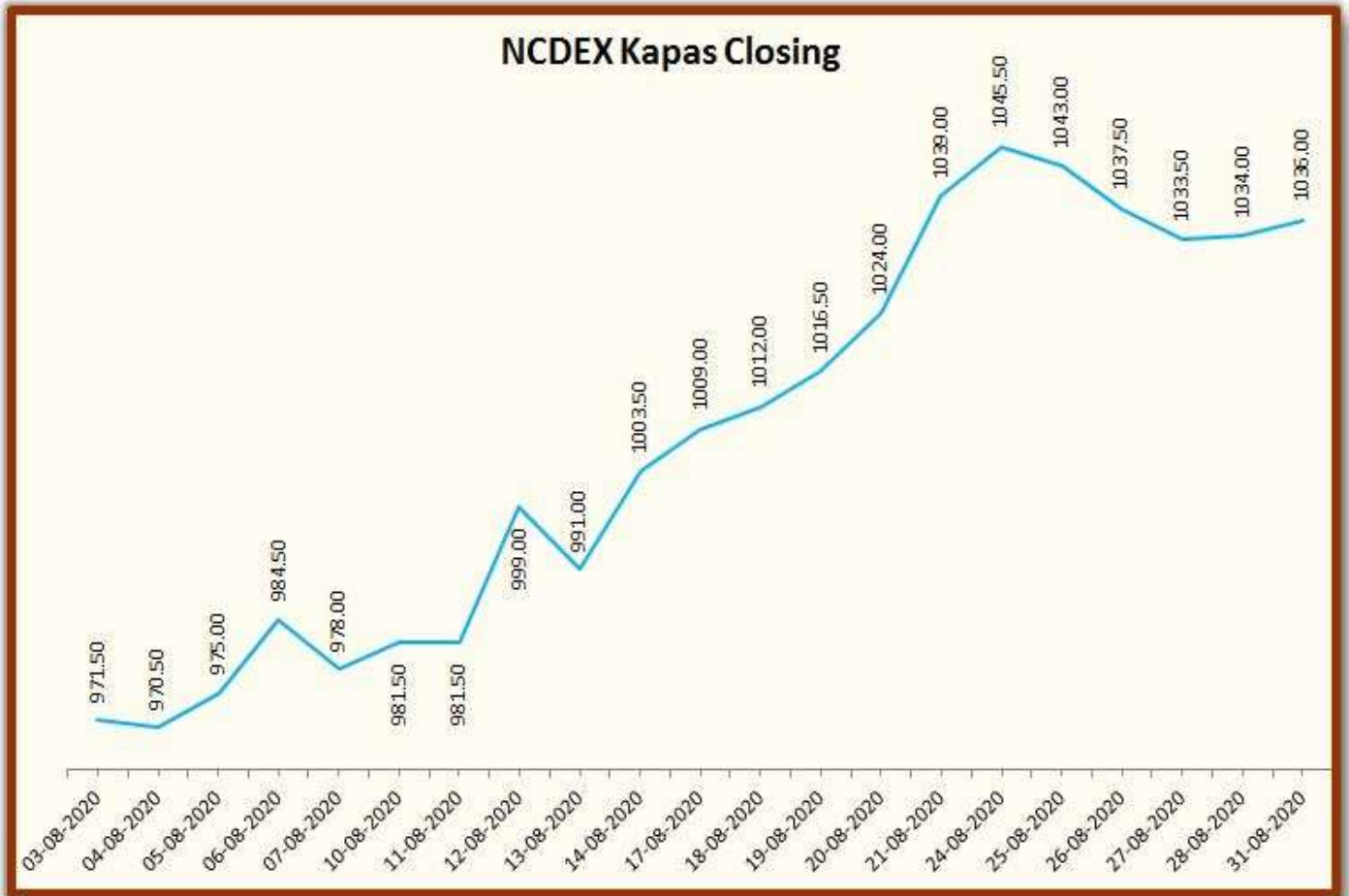
## MONTHLY RATE MOVEMENT Aug-2020

Indian Cotton Futures				
Date	NCDEX Kapas	MCX		
	30-Apr-21	Aug-20	Oct-20	Nov-20
03-08-2020	971.50	16,260	16,670	16,540
04-08-2020	970.50	16,300	16,680	16,540
05-08-2020	975.00	16,420	16,860	16,700
06-08-2020	984.50	16,430	16,980	16,860
07-08-2020	978.00	16,350	16,800	16,790
10-08-2020	981.50	16,320	16,890	16,790
11-08-2020	981.50	16,280	17,020	16,970
12-08-2020	999.00	16,370	17,340	17,290
13-08-2020	991.00	16,370	17,340	17,320
14-08-2020	1003.50	16,430	17,570	17,460
17-08-2020	1009.00	16,350	17,570	17,430
18-08-2020	1012.00	16,480	17,720	17,640
19-08-2020	1016.50	16,540	17,800	17,640
20-08-2020	1024.00	16,620	17,730	17,350
21-08-2020	1039.00	16,900	17,820	17,720
24-08-2020	1045.50	17,110	17,960	17,770
25-08-2020	1043.00	17,020	18,160	17,950
26-08-2020	1037.50	17,230	17,780	17,750
27-08-2020	1033.50	17,300	17,790	17,680
28-08-2020	1034.00	16,960	17,770	17,690
31-08-2020	1036.00	17,240	17,730	17,630



# GUJCOT TRADE ASSOCIATION

MONTHLY RATE MOVEMENT Aug-2020





# GUJCOT TRADE ASSOCIATION

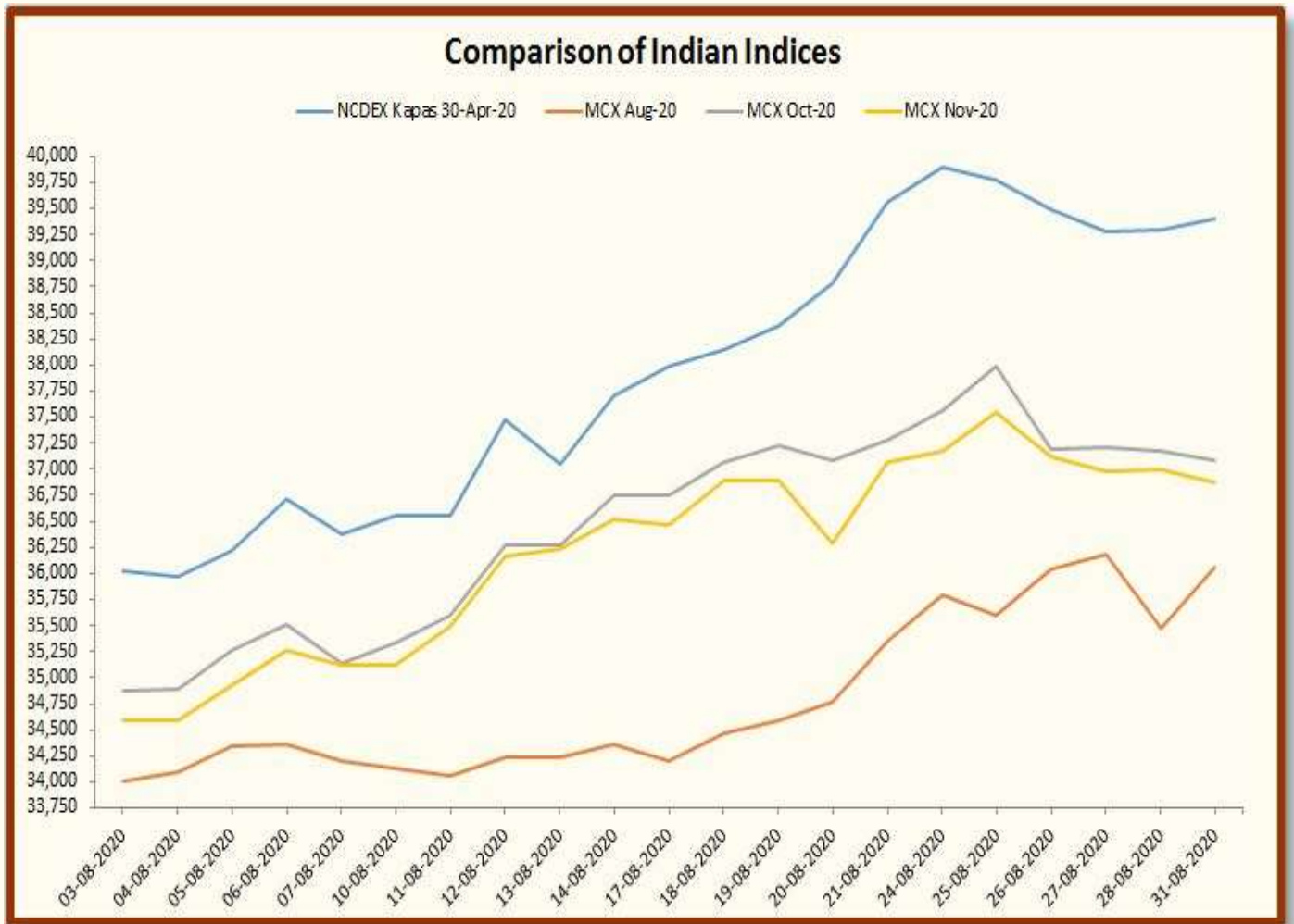
## MONTHLY RATE MOVEMENT Aug-2020

Indian Indices in Rs/Candy Rate				
Date	NCDEX Kapas	MCX		
	30-Apr-20	Aug-20	Oct-20	Nov-20
03-08-2020	36,031	34,011	34,869	34,597
04-08-2020	35,978	34,095	34,890	34,597
05-08-2020	36,214	34,346	35,266	34,931
06-08-2020	36,710	34,367	35,517	35,266
07-08-2020	36,371	34,199	35,141	35,120
10-08-2020	36,554	34,137	35,329	35,120
11-08-2020	36,554	34,053	35,601	35,496
12-08-2020	37,469	34,241	36,270	36,165
13-08-2020	37,050	34,241	36,270	36,228
14-08-2020	37,704	34,367	36,751	36,521
17-08-2020	37,992	34,199	36,751	36,458
18-08-2020	38,149	34,471	37,065	36,898
19-08-2020	38,384	34,597	37,232	36,898
20-08-2020	38,776	34,764	37,086	36,291
21-08-2020	39,561	35,350	37,274	37,065
24-08-2020	39,900	35,789	37,567	37,170
25-08-2020	39,770	35,601	37,985	37,546
26-08-2020	39,482	36,040	37,190	37,128
27-08-2020	39,273	36,186	37,211	36,981
28-08-2020	39,299	35,475	37,170	37,002
31-08-2020	39,404	36,061	37,086	36,877



# GUJCOT TRADE ASSOCIATION

## MONTHLY RATE MOVEMENT Aug-2020







# GUJCOT TRADE ASSOCIATION

MONTHLY RATE MOVEMENT Aug-2020

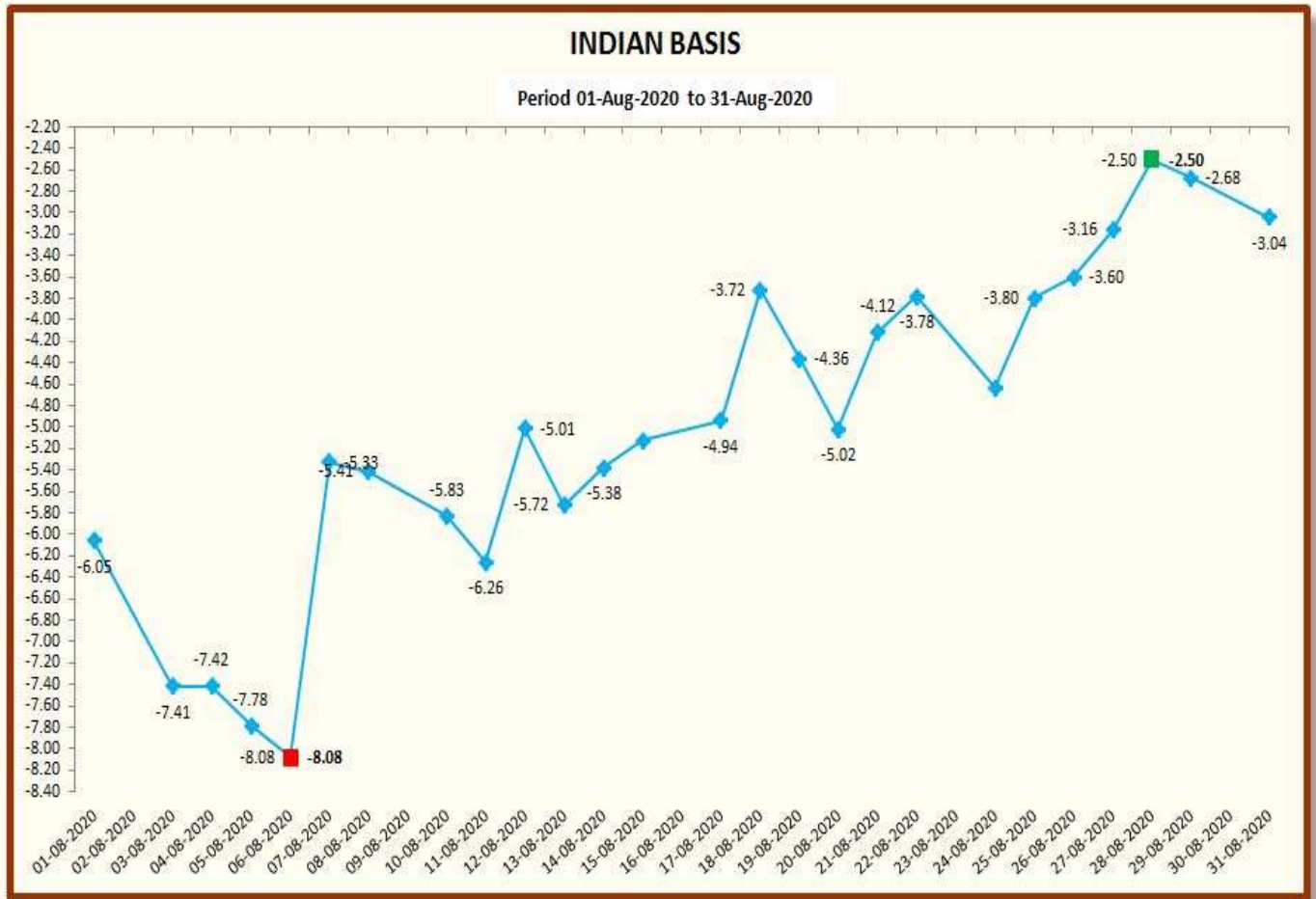
INDIAN BASIS					
DATE	29 MM	USD-INR	Cents/lb	ICE DEC	BASIS
01-08-2020	33,200	74.81	56.61	62.66	-6.05
03-08-2020	33,200	75.01	56.46	63.87	-7.41
04-08-2020	33,300	75.05	56.59	64.01	-7.42
05-08-2020	33,300	74.94	56.68	64.46	-7.78
06-08-2020	33,350	74.93	56.77	64.85	-8.08
07-08-2020	33,500	74.92	57.03	62.36	-5.33
08-08-2020	33,450	74.92	56.95	62.36	-5.41
10-08-2020	33,450	74.89	56.97	62.80	-5.83
11-08-2020	33,550	74.77	57.23	63.49	-6.26
12-08-2020	33,550	74.83	57.19	62.20	-5.01
13-08-2020	33,600	74.84	57.27	62.99	-5.72
14-08-2020	33,750	74.90	57.47	62.85	-5.38
15-08-2020	33,900	74.90	57.73	62.85	-5.12
17-08-2020	34,250	74.88	58.34	63.28	-4.94
18-08-2020	34,700	74.75	59.21	62.93	-3.72
19-08-2020	34,850	74.82	59.41	63.77	-4.36
20-08-2020	35,000	75.03	59.50	64.52	-5.02
21-08-2020	35,300	74.84	60.16	64.28	-4.12
22-08-2020	35,500	74.84	60.50	64.28	-3.78
24-08-2020	35,650	74.31	61.19	65.82	-4.63
25-08-2020	36,000	74.32	61.78	65.58	-3.80
26-08-2020	36,100	74.29	61.98	65.58	-3.60
27-08-2020	36,000	73.81	62.21	65.37	-3.16
28-08-2020	36,000	73.38	62.58	65.08	-2.50
29-08-2020	35,900	73.38	62.40	65.08	-2.68
31-08-2020	35,850	73.61	62.12	65.16	-3.04





# GUJCOT TRADE ASSOCIATION

## MONTHLY RATE MOVEMENT Aug-2020





# GUJCOT TRADE ASSOCIATION

MONTHLY RATE MOVEMENT Aug-2020

Team Gujcot thanks the Broker Panel

Shri Sujalbhai, Shri Pravinbhai, Shri Sandipbhai, Shri Ananbhai, Shri Ajaybhai, Shri Jatinbhai, Shri Manishbhai, Shri Anilbhai, Shri Niravbhai and Shri Mukeshbhai Purohit.

**Report Sponsors:**

Click on Sponsor's Logo to visit Sponsor's Website



**Kamal Cotton Traders (P) Ltd.**



**Basil Commodities Pvt. Ltd.**

**For, Gujcot Trade Association**

**Akash Shah**

[President]

**For, Gujcot Trade Association**

**Ajay Shah**

[Secretary]