



GUJCOT TRADE ASSOCIATION

MONTHLY RATE MOVEMENT Feb-2022

Dear All Cotton Friends,

In our mission to give Daily Spot Rate Team Gujcot is getting valuable support from Gujcot broker's panel. We appreciated their humble service to the trade. Gujcot Team is giving daily closing of Indian and foreign futures rates.

In this report we have provided Following Rates during the month.

- Daily Physical Spot Rate
- MCX Cotton Daily Closing Rate
- USD-INR Exchange Rate Closing
- Cotlook Index
- ICE Future Closing
- NCDEX Kapas Rate
- MCX Future Closing
- NCDEX and MCX converted into Rs. Candy Rate

We hope it will be useful to all the stake holders of Textile Value Chain.



GUJCOT TRADE ASSOCIATION

MONTHLY RATE MOVEMENT Feb-2022

Monthly Rate Movement

- NY Cotton Futures remained stable during the month of February. NY March was in expiry and traded between small ranges of 122 to 127 cents ultimately close the month with monthly loss of 500 point. NY May was front month which closed with monthly loss of 395 points.
- WASDE was somewhat neutral to bearish.
 - US Export sale and shipment was decent and supportive to the market.
- Russia Ukraine conflict created bearish sentiment in the market.
 - But overall situation of on call fixing by mills are supportive.
- Market remained inverted in May-July spread by near 300 points while December July spread near 1500 points. It is not favorable for merchants to carry cotton.
- Indian Shankar-6 started at 77,500 and marched towards 79,500 near to touch new market high at 80,000 in mid-February and pulled back the price near 76,000 level after Russia Ukraine conflict.



GUJCOT TRADE ASSOCIATION

MONTHLY RATE MOVEMENT Feb-2022

- In 797 market crashed by 13,000 Rs. Per Candy during the month as the new crop arrivals started. It was a record down fall in short staple variety.
- At present poor demand in yarn did not give liberty to mills to go with higher inventory.
- Higher Indian basis was unsupportive to raw cotton export.
- Rupee get weaker from Rs 74.00 to 75.75 per dollar.
- All India arrival was near 1,30,000 bales at the start of the month and dropped below 1 lakh bales in later part of the month.
- Gujarat arrivals was steady near 35,000 bales a day.
- Coming month due to financial closing month some cash crunch may be witnessed in the market and also yarn market not supportive. So, it looks next month will test the strength of bull-run.



GUJCOT TRADE ASSOCIATION

MONTHLY RATE MOVEMENT Feb-2022

Gujarat Spot Rate Changes Feb-2022

Variety	Staple Length	Mic.	31-1-22	28-02-22	28-02-21	Change (M/M)		Change (Y/Y)	
						Rs./Candy	In Per.(%)	Rs./Candy	In Per.(%)
Shankar 6	29 MM	3.8	77,100	75,900	45,550	-1,200	-1.56%	30,350	66.63%
V-797	13 % Trash		49,250	36,750	33,650	-12,500	-25.38%	3,100	9.21%
MCX Spot Rate			37,010	36,580	21,890	-430	-1.16%	14,690	67.11%
USD-INR Exchange			74.61	75.34	73.46	0.73	0.98%	1.88	2.56%

Monthly - Average Spot Rate Feb-2022

Variety	Staple Length	Mic.	Price Range		Average Of 24 Days
			Low	High	
Shankar 6	29	3.8	75,900	79,500	77,825
V-797	13% Trash		36,750	38,120	37,458
MCX Spot Rate			36,580	38,120	37,458
USD Exchange Rate			74.50	75.65	74.98



GUJCOT TRADE ASSOCIATION

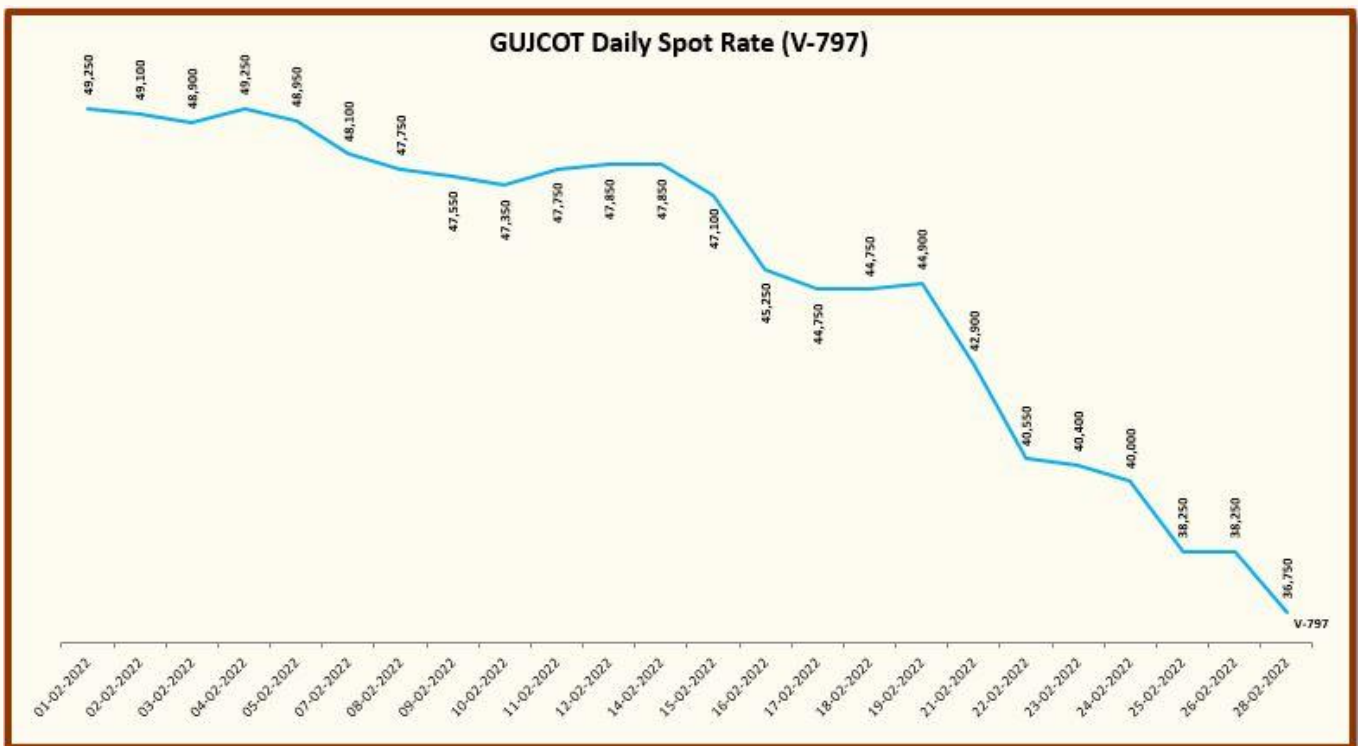
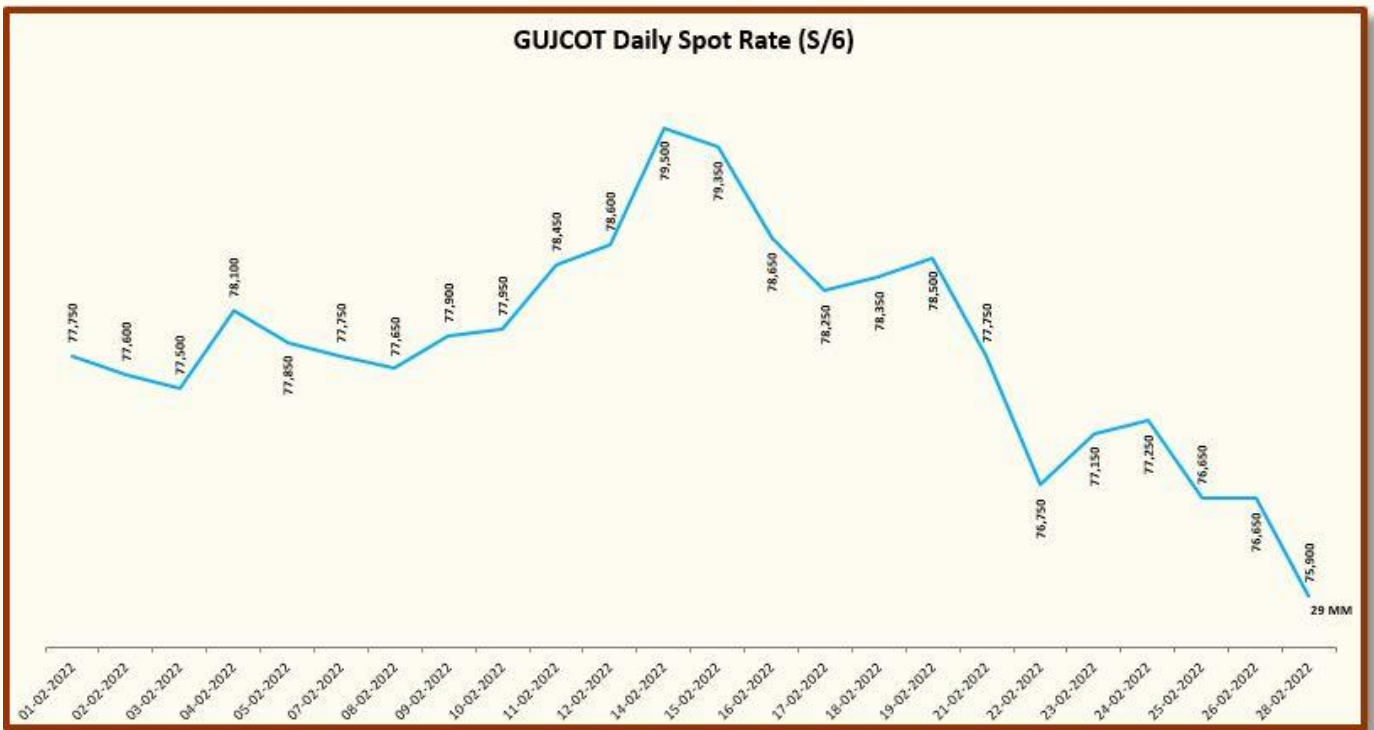
MONTHLY RATE MOVEMENT Feb-2022

Gujarat Spot Rate Feb-2022				
Date	29-3.8	V-797	MCX Spot Rate	USD-INR Exchange Rate
01-02-2022	77,750	49,250	37,420	74.79
02-02-2022	77,600	49,100	37,470	74.84
03-02-2022	77,500	48,900	37,370	74.86
04-02-2022	78,100	49,250	37,600	74.69
05-02-2022	77,850	48,950	37,600	74.69
07-02-2022	77,750	48,100	37,440	74.69
08-02-2022	77,650	47,750	37,320	74.74
09-02-2022	77,900	47,550	37,430	74.80
10-02-2022	77,950	47,350	37,390	74.93
11-02-2022	78,450	47,750	37,630	75.38
12-02-2022	78,600	47,850	37,630	75.38
14-02-2022	79,500	47,850	38,120	75.60
15-02-2022	79,350	47,100	37,990	75.33
16-02-2022	78,650	45,250	37,900	75.02
17-02-2022	78,250	44,750	37,780	75.11
18-02-2022	78,350	44,750	37,730	74.61
19-02-2022	78,500	44,900	37,730	74.61
21-02-2022	77,750	42,900	37,510	74.50
22-02-2022	76,750	40,550	37,180	74.87
23-02-2022	77,150	40,400	37,210	74.55
24-02-2022	77,250	40,000	37,110	75.65
25-02-2022	76,650	38,250	36,930	75.29
26-02-2022	76,650	38,250	36,930	75.29
28-02-2022	75,900	36,750	36,580	75.34



GUJCOT TRADE ASSOCIATION

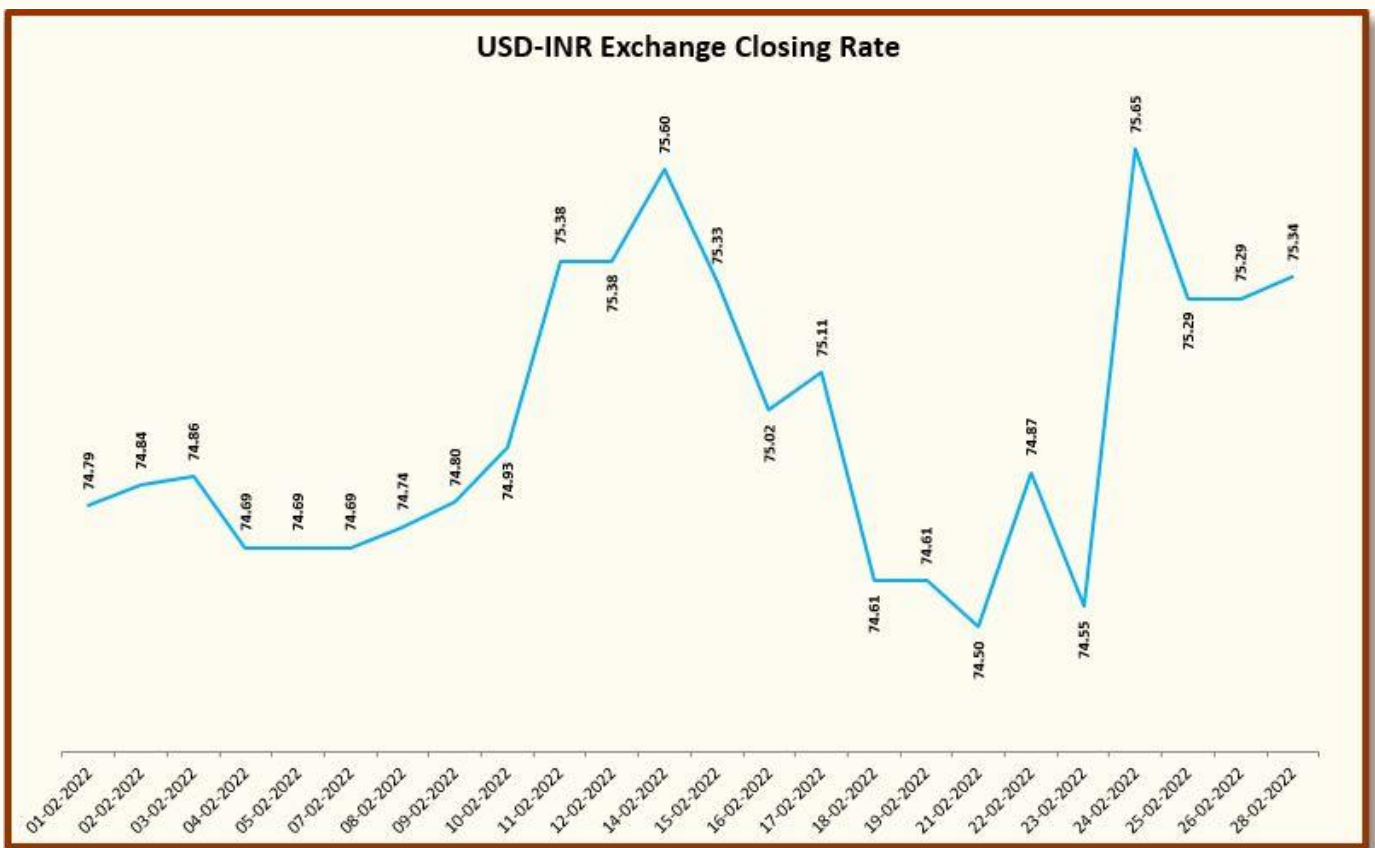
MONTHLY RATE MOVEMENT Feb-2022





GUJCOT TRADE ASSOCIATION

MONTHLY RATE MOVEMENT Feb-2022





GUJCOT TRADE ASSOCIATION

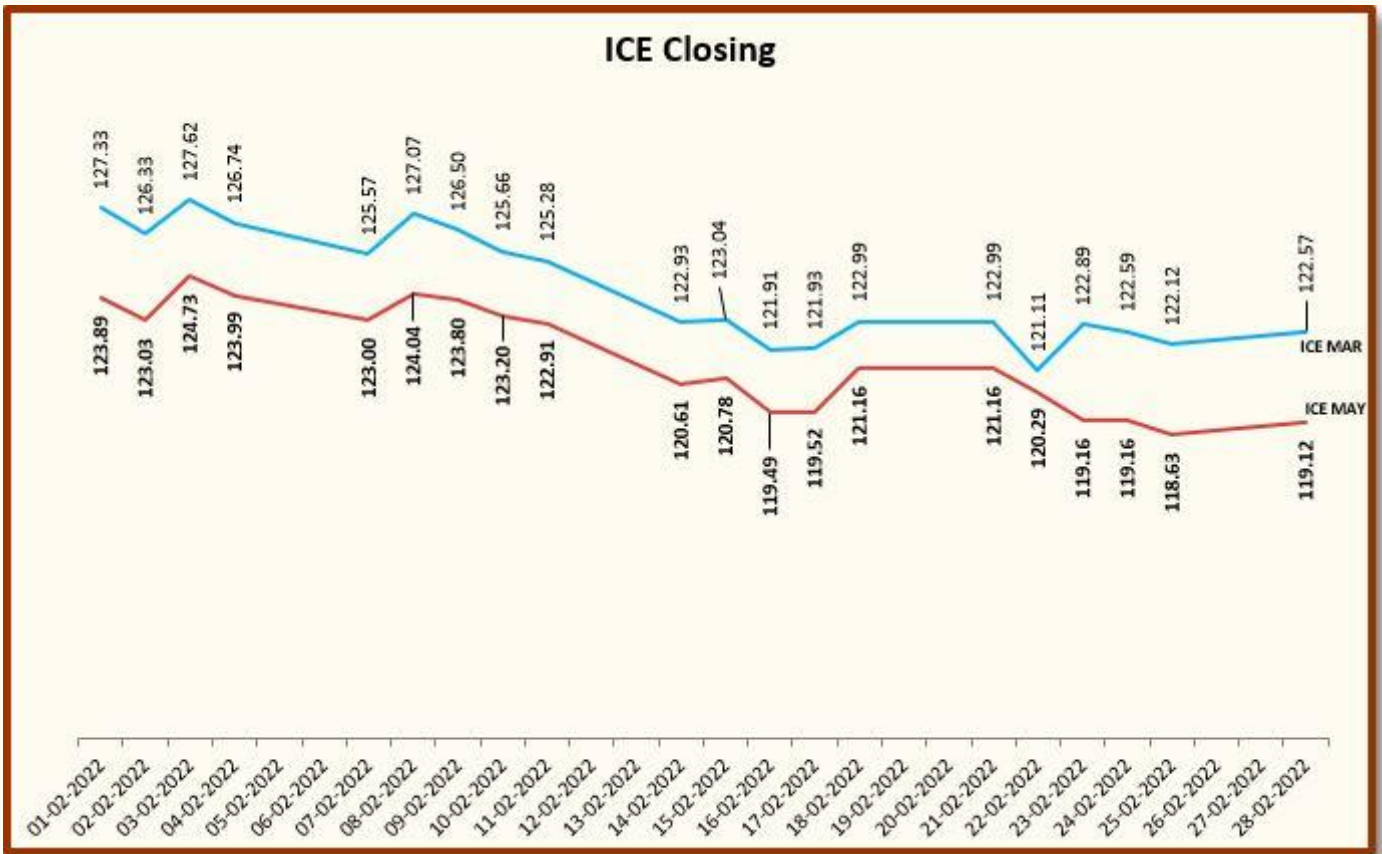
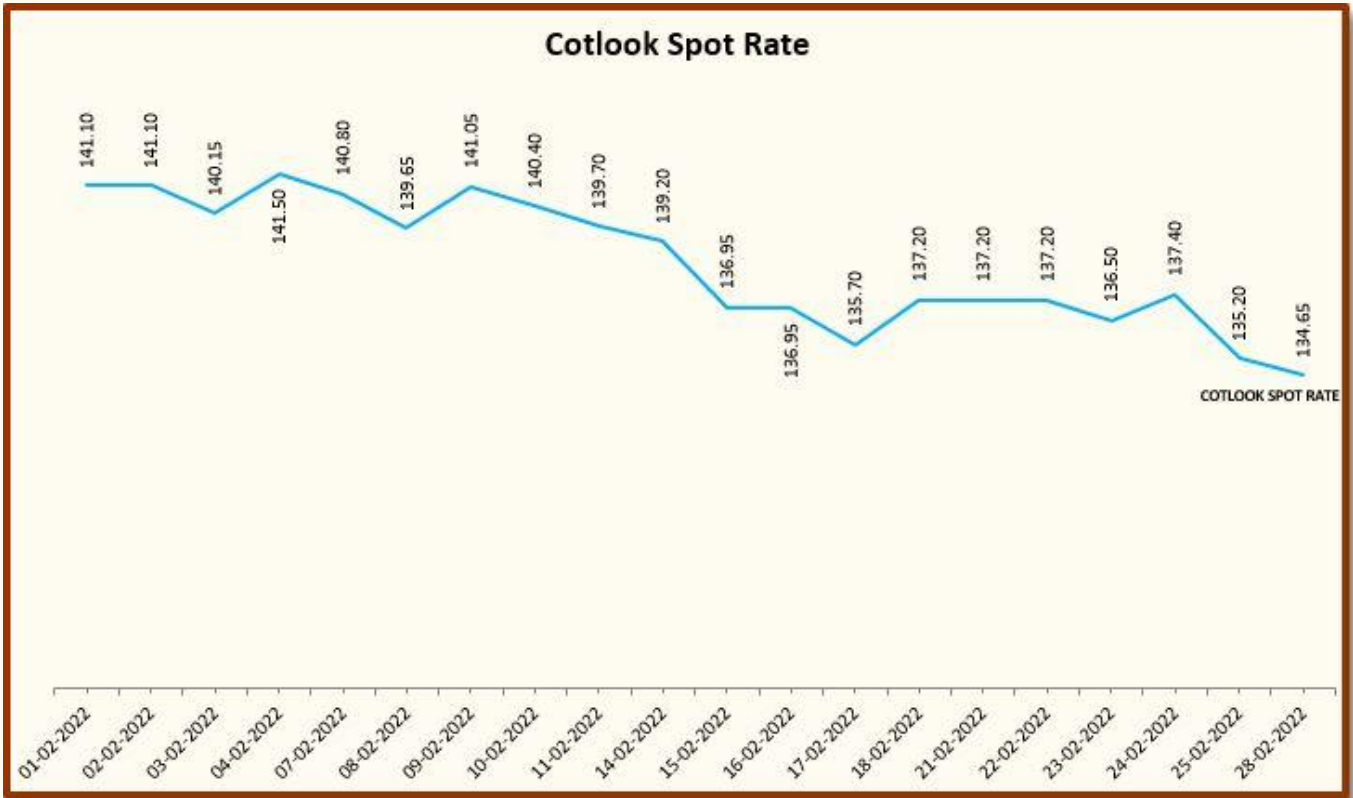
MONTHLY RATE MOVEMENT Feb-2022

Foreign Cotton Indices & Futures			
Date	Cotlook	ICE	
	Spot Rate	Mar-22	May-22
01-02-22	141.10	127.33	123.89
02-02-22	141.10	126.33	123.03
03-02-22	140.15	127.62	124.73
04-02-22	141.50	126.74	123.99
07-02-22	140.80	125.57	123.00
08-02-22	139.65	127.07	124.04
09-02-22	141.05	126.50	123.80
10-02-22	140.40	125.66	123.20
11-02-22	139.70	125.28	122.91
14-02-22	139.20	122.93	120.61
15-02-22	136.95	123.04	120.78
16-02-22	136.95	121.91	119.49
17-02-22	135.70	121.93	119.52
18-02-22	137.20	122.99	121.16
21-02-22	137.20	122.99	121.16
22-02-22	137.20	121.11	120.29
23-02-22	136.50	122.89	119.16
24-02-22	137.40	122.59	119.16
25-02-22	135.20	122.12	118.63
28-02-22	134.65	122.57	119.12



GUJCOT TRADE ASSOCIATION

MONTHLY RATE MOVEMENT Feb-2022





GUJCOT TRADE ASSOCIATION

MONTHLY RATE MOVEMENT Feb-2022

Indian Cotton Futures				
Date	NCDEX Kapas	MCX		
	30-Apr-22	Feb-22	Mar-22	Apr-22
01-02-2022	2035.50	37,690	38,070	37,000
02-02-2022	2014.50	37,170	37,580	37,600
03-02-2022	2024.50	37,390	37,800	37,750
04-02-2022	2036.00	37,560	37,930	37,750
07-02-2022	2010.50	37,420	37,810	37,750
08-02-2022	2025.50	37,630	38,010	37,900
09-02-2022	2034.50	37,870	38,240	37,900
10-02-2022	2056.00	38,160	38,580	37,900
11-02-2022	2075.50	38,480	38,870	39,120
14-02-2022	2050.00	37,900	38,290	39,120
15-02-2022	2062.00	38,060	38,510	38,680
16-02-2022	2033.00	37,670	38,120	38,600
17-02-2022	2025.50	37,550	37,950	38,570
18-02-2022	2044.50	37,720	38,160	38,430
21-02-2022	2001.00	36,990	37,430	37,910
22-02-2022	1988.00	36,540	37,020	37,450
23-02-2022	1991.50	36,800	37,290	37,620
24-02-2022	1983.00	37,070	37,110	37,410
25-02-2022	1971.00	36,340	36,740	37,100
28-02-2022	1958.50	36,910	36,470	36,800



GUJCOT TRADE ASSOCIATION

MONTHLY RATE MOVEMENT Feb-2022





GUJCOT TRADE ASSOCIATION

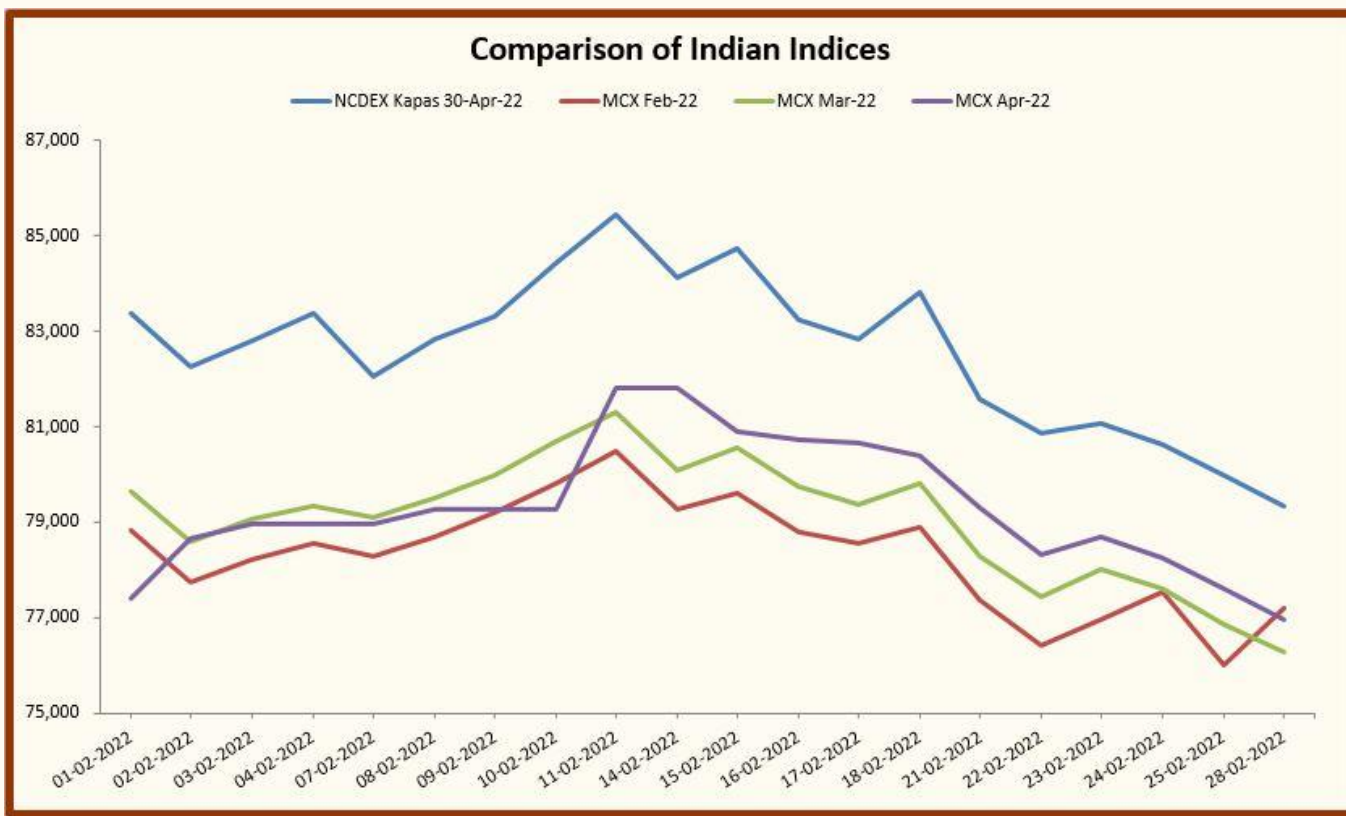
MONTHLY RATE MOVEMENT Feb-2022

Indian Indices in Rs/Candy Rate				
Date	NCDEX Kapas	MCX		
	30-Apr-22	Feb-22	Mar-22	Apr-22
01-02-2022	83,370	78,836	79,631	77,393
02-02-2022	82,272	77,748	78,606	78,648
03-02-2022	82,795	78,209	79,066	78,962
04-02-2022	83,396	78,564	79,338	78,962
07-02-2022	82,063	78,271	79,087	78,962
08-02-2022	82,847	78,711	79,506	79,275
09-02-2022	83,318	79,213	79,987	79,275
10-02-2022	84,442	79,819	80,698	79,275
11-02-2022	85,462	80,489	81,304	81,827
14-02-2022	84,128	79,275	80,091	81,827
15-02-2022	84,756	79,610	80,551	80,907
16-02-2022	83,239	78,794	79,736	80,740
17-02-2022	82,847	78,543	79,380	80,677
18-02-2022	83,841	78,899	79,819	80,384
21-02-2022	81,566	77,372	78,292	79,296
22-02-2022	80,886	76,431	77,435	78,334
23-02-2022	81,069	76,975	77,999	78,690
24-02-2022	80,624	77,539	77,623	78,250
25-02-2022	79,997	76,012	76,849	77,602
28-02-2022	79,343	77,205	76,284	76,975



GUJCOT TRADE ASSOCIATION

MONTHLY RATE MOVEMENT Feb-2022





GUJCOT TRADE ASSOCIATION

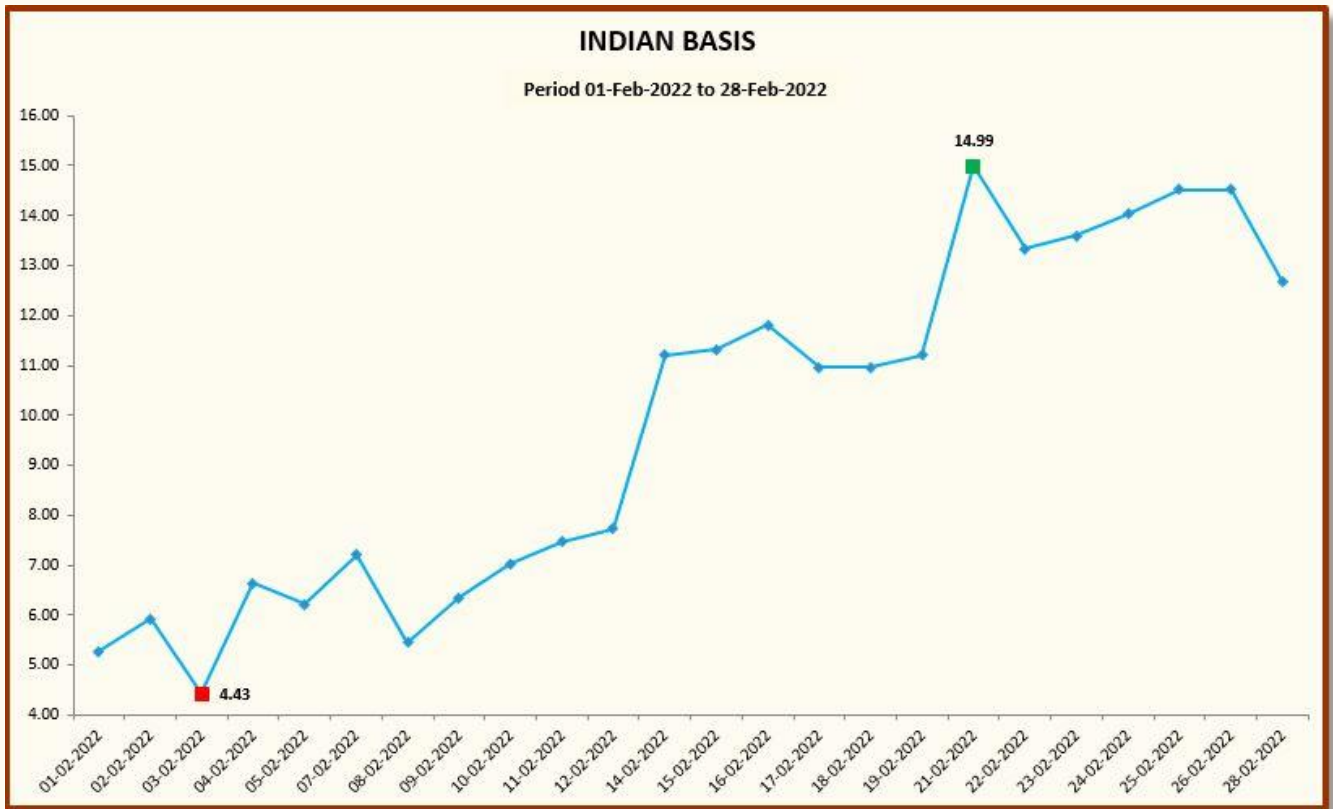
MONTHLY RATE MOVEMENT Feb-2022

INDIAN BASIS					
DATE	29 MM	USD-INR	Cents/lb	ICE NEAREST FUTURE	BASIS
01-01-2022	70,400	74.33	120.81	112.60	8.21
01-02-2022	77,750	74.79	132.60	127.33	5.27
02-02-2022	77,600	74.84	132.25	126.33	5.92
03-02-2022	77,500	74.86	132.05	127.62	4.43
04-02-2022	78,100	74.69	133.37	126.74	6.63
05-02-2022	77,850	74.69	132.95	126.74	6.21
07-02-2022	77,750	74.69	132.78	125.57	7.21
08-02-2022	77,650	74.74	132.52	127.07	5.45
09-02-2022	77,900	74.80	132.84	126.50	6.34
10-02-2022	77,950	74.93	132.69	125.66	7.03
11-02-2022	78,450	75.38	132.75	125.28	7.47
12-02-2022	78,600	75.38	133.00	125.28	7.72
14-02-2022	79,500	75.60	134.13	122.93	11.20
15-02-2022	79,350	75.33	134.36	123.04	11.32
16-02-2022	78,650	75.02	133.72	121.91	11.81
17-02-2022	78,250	75.11	132.88	121.93	10.95
18-02-2022	78,350	74.61	133.94	122.99	10.95
19-02-2022	78,500	74.61	134.20	122.99	11.21
21-02-2022	77,750	74.50	133.12	118.13	14.99
22-02-2022	76,750	74.87	130.75	117.42	13.33
23-02-2022	77,150	74.55	132.00	118.41	13.59
24-02-2022	77,250	75.65	130.25	116.22	14.03
25-02-2022	76,650	75.29	129.86	115.34	14.52
26-02-2022	76,650	75.29	129.86	115.34	14.52
28-02-2022	75,900	75.34	128.50	115.82	12.68



GUJCOT TRADE ASSOCIATION

MONTHLY RATE MOVEMENT Feb-2022





GUJCOT TRADE ASSOCIATION

MONTHLY RATE MOVEMENT Feb-2022

Team Gujcot thanks the Broker Panel

Shri Sujalbhaj, Shri Pravinbhaj, Shri Sandipbhaj, Shri Ananbhaj, Shri Ajaybhaj, Shri Jatinbhaj, Shri Manishbhaj, Shri Anilbhaj, Shri Niravbhaj and Shri Mukeshbhaj Purohit.

Report Sponsors:

Click on Sponsor's Logo to visit Sponsor's Website



Dharmdeep Commodities Pvt. Ltd.

For, Gujcot Trade Association

Akash Shah

[President]

For, Gujcot Trade Association

Ajay Shah

[Secretary]