



GUJCOT TRADE ASSOCIATION

MONTHLY RATE MOVEMENT Jan-2020

Dear All Cotton Friends,

In our mission to give Daily Spot Rate Team Gujcot is getting valuable support from Gujcot broker's panel. We appreciated their humble service to the trade. Gujcot Team is giving daily closing of Indian and foreign futures rates.

In this report we have provided Following Rates during the month.

- Daily Physical Spot Rate
- MCX Cotton Daily Closing Rate
- USD-INR Exchange Rate Closing
- Cotlook Index
- ICE Future Closing
- NCDEX Kapas Rate
- MCX Future Closing
- NCDEX and MCX converted into Rs. Candy Rate

We hope it will be useful to all the stake holders of Textile Value Chain.



GUJCOT TRADE ASSOCIATION

MONTHLY RATE MOVEMENT Jan-2020

Conclusion

- New Year 2020 started with ICE March Future at 69 cents level and remained very volatile between 69 to 72 cents range. Last two days of the month suffered three digits losses on the news of spread of corona virus and closed the month at 67.50 cents breaking psychological bottom level of 68 cents.
- During the month events like signing of the Phase One of US-China Trade deal and also trade pact US - Mexico – Canada agreement were supportive to the market. So mid-week of the month was bull market.
- On way to Chinese lunar new year holidays the fear at corona virus in china has impacted highly on market sentiment. last week of month was panic selling and ignored all bullish news.
- US export sales during this month was excellent at 11,15,292 bales and well ahead to reach the target set by USDA of 16.5 m bales.
- Despite decent US export sales and Chinese presence in commitment and shipment, market turned red in the last week due to fear of economic slowdown from corona virus.
- Other origin like Brazil had good sales and now basis of Africa and Brazil are higher.
- In coming month ICE option expiry and final roll over to May contract. So lead month will be NY May future from Feb-23.
- CCI played major roll of purchase during this month. Daily arrivals almost crossed 2 Lakh bales mark almost throughout the month. Cumulative arrivals crossed 2 crore



GUJCOT TRADE ASSOCIATION

MONTHLY RATE MOVEMENT Jan-2020

bales. This is the fastest arrival of last decade mainly because of CCI procurement speed.

- Gujcot spot rate started the month with 39,650 and ended at 39,500, nearly unchanged but in between it had travelled higher to 41,000, a day before signing of US-China trade deal.
- Huge arrivals put pressure on cotton seed rate. International markets also put pressure on domestic cotton rates. So, all gains of first half of the month was washed off in second half of the month because of corona virus issue.
- At the end of January CCI has procured around 52 lakh Bales and Maharashtra federation has procured around 5 lakh bales. Still government is unclear about sale policy of cotton purchased under MSP.
- Overall January was month of full very high arrivals, big volatility and the highest government procurement.
- Indian basis was attractive between 0.37 to 3.39.
- Indian exporters also got orders from china and shipped nearly 8 lakh bales to various origins during the month and also carried some big orders for Feb dispatch as basis were attractive. Weak Indian Rupee also supported exports.
- Gujcot pressing data collection process is underway. At end of January it is expected to cross 50 lakh bales of 170 kg.
- Indian basis remained between 0.37 to 3.39.
- Indian Rupee remained between 70.81 to 71.93 during this month.



GUJCOT TRADE ASSOCIATION

MONTHLY RATE MOVEMENT Jan-2020

Gujarat Spot Rate Changes

Variety	Staple Length	Mic.	31-12-2019	31-01-2020	31-01-2019	Change (M/M)		Change (Y/Y)	
						Rs./Candy	In Per.(%)	Rs./Candy	In Per.(%)
Shankar 6	29 MM	3.8	39,400	39,650	43,150	250	0.63%	-3,500	-8.11%
V-797	13 % Trash		33,400	32,400	30,850	-1,000	-2.99%	1,550	5.02%
MCX Spot Rate			18,890	19,090	20,840	200	1.06%	-1,750	-8.40%
USD-INR Exchange			71.38	71.34	71.08	-0.04	-0.06%	0.26	0.37%

Monthly - Average Spot Rate

Variety	Staple Length	Mic.	Price Range		Average Of 27 Days
			Low	High	
Shankar 6	29	3.8	39,500	40,950	40,063
Shankar 6	28.5	3.7	No Quote	No Quote	No Quote
Shankar 6	28	3.6	No Quote	No Quote	No Quote
Shankar 6	27	3.2	No Quote	No Quote	No Quote
Shankar 6	26	3.0	No Quote	No Quote	No Quote
V-797	13% Trash		32,400	33,650	33,289
MCX Spot Rate			18,900	19,570	19,237
USD Exchange Rate			70.81	71.93	71.28



GUJCOT TRADE ASSOCIATION

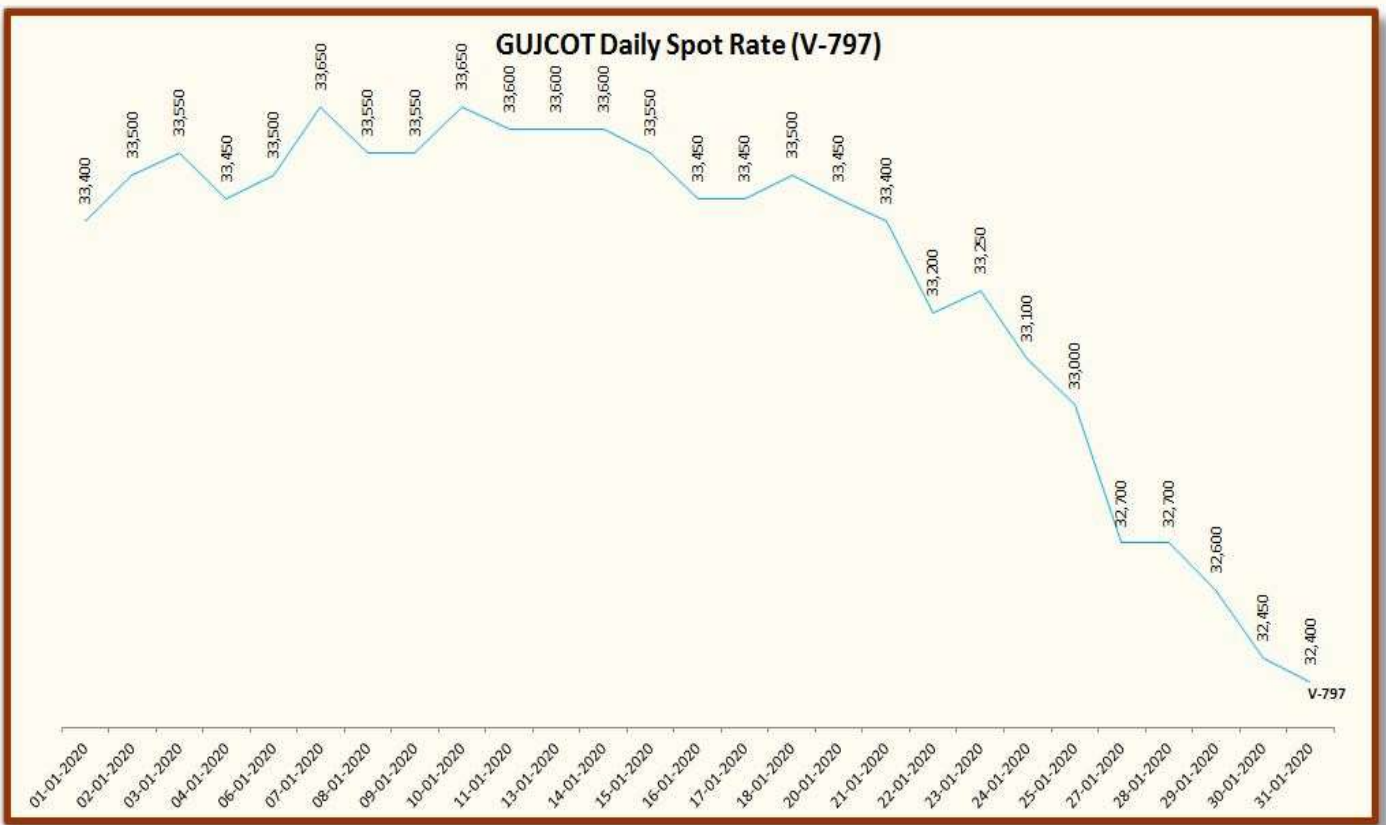
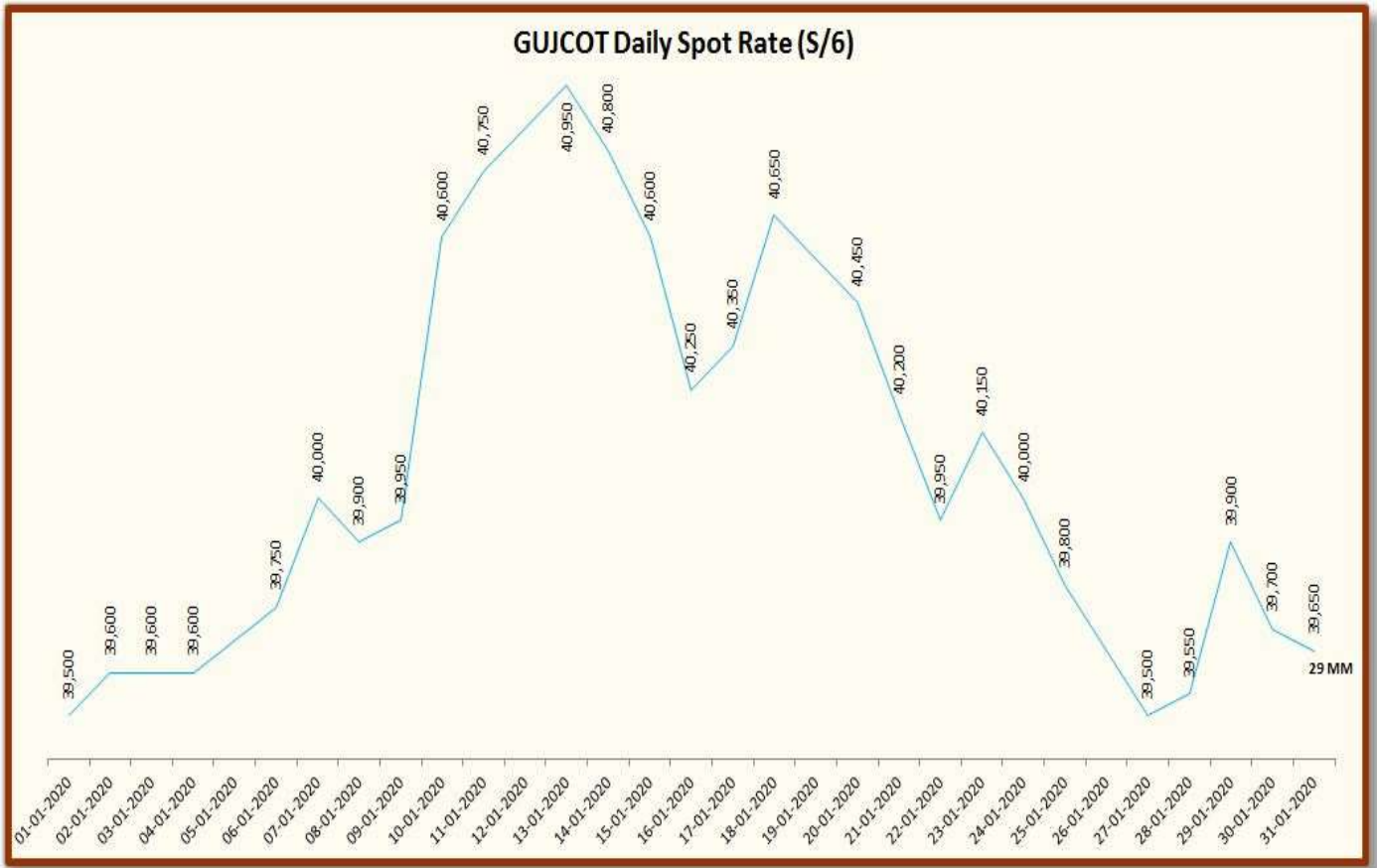
MONTHLY RATE MOVEMENT Jan-2020

Gujarat Spot Rate				
Date	29-3.8	V-797	MCX Spot Rate	USD-INR Exchange Rate
01-01-2020	39,500	33,400	18,900	71.22
02-01-2020	39,600	33,500	18,940	71.37
03-01-2020	39,600	33,550	19,010	71.79
04-01-2020	39,600	33,450	19,010	71.79
06-01-2020	39,750	33,500	19,100	71.93
07-01-2020	40,000	33,650	19,180	71.83
08-01-2020	39,900	33,550	19,250	71.69
09-01-2020	39,950	33,550	19,230	71.21
10-01-2020	40,600	33,650	19,400	70.94
11-01-2020	40,750	33,600	19,400	70.94
13-01-2020	40,950	33,600	19,570	70.86
14-01-2020	40,800	33,600	19,570	70.88
15-01-2020	40,600	33,550	19,570	70.81
16-01-2020	40,250	33,450	19,350	70.91
17-01-2020	40,350	33,450	19,340	71.08
18-01-2020	40,650	33,500	19,340	71.08
20-01-2020	40,450	33,450	19,450	71.10
21-01-2020	40,200	33,400	19,360	71.20
22-01-2020	39,950	33,200	19,240	71.19
23-01-2020	40,150	33,250	19,280	71.26
24-01-2020	40,000	33,100	19,260	71.32
25-01-2020	39,800	33,000	19,260	71.32
27-01-2020	39,500	32,700	19,010	71.43
28-01-2020	39,550	32,700	19,020	71.32
29-01-2020	39,900	32,600	19,140	71.25
30-01-2020	39,700	32,450	19,140	71.48
31-01-2020	39,650	32,400	19,090	71.34



GUJCOT TRADE ASSOCIATION

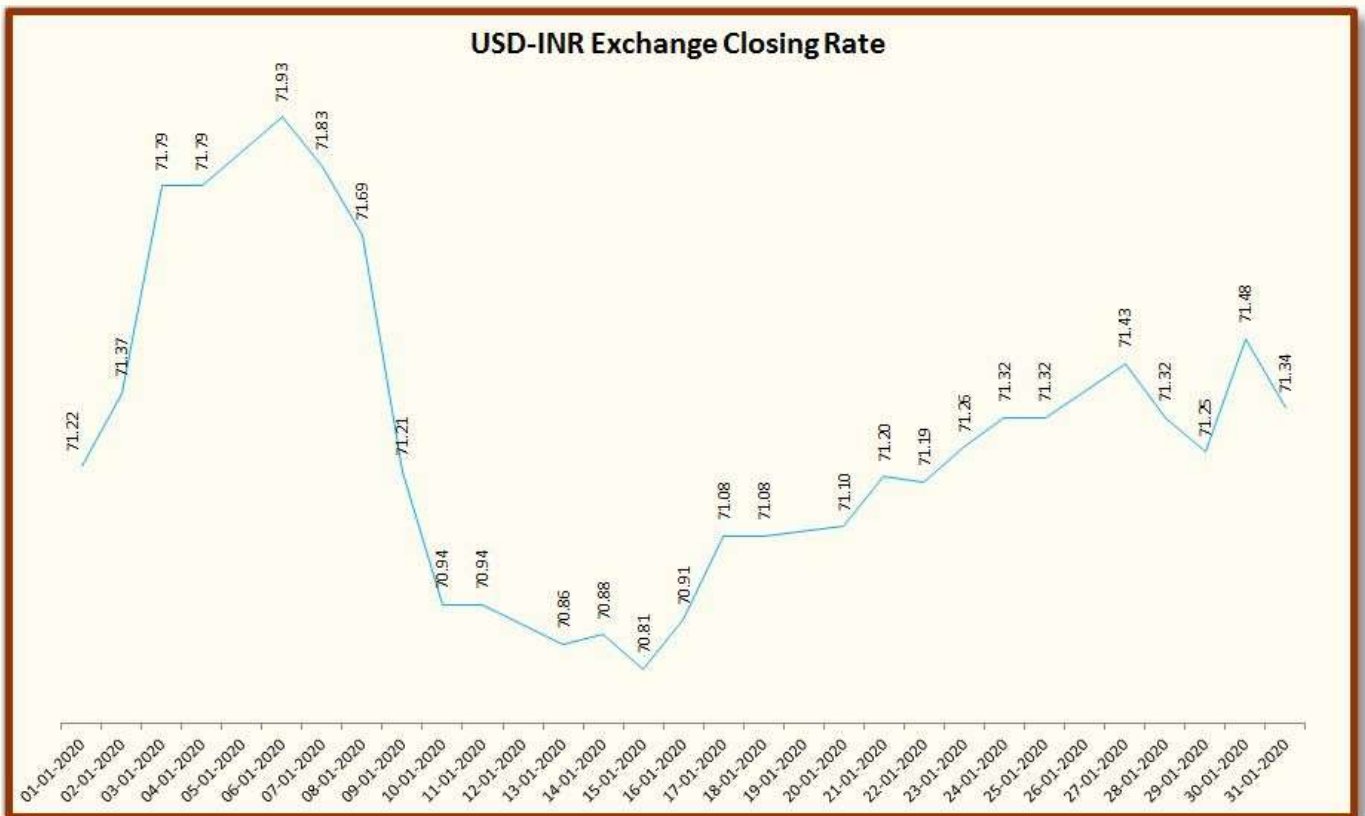
MONTHLY RATE MOVEMENT Jan-2020





GUJCOT TRADE ASSOCIATION

MONTHLY RATE MOVEMENT Jan-2020





GUJCOT TRADE ASSOCIATION

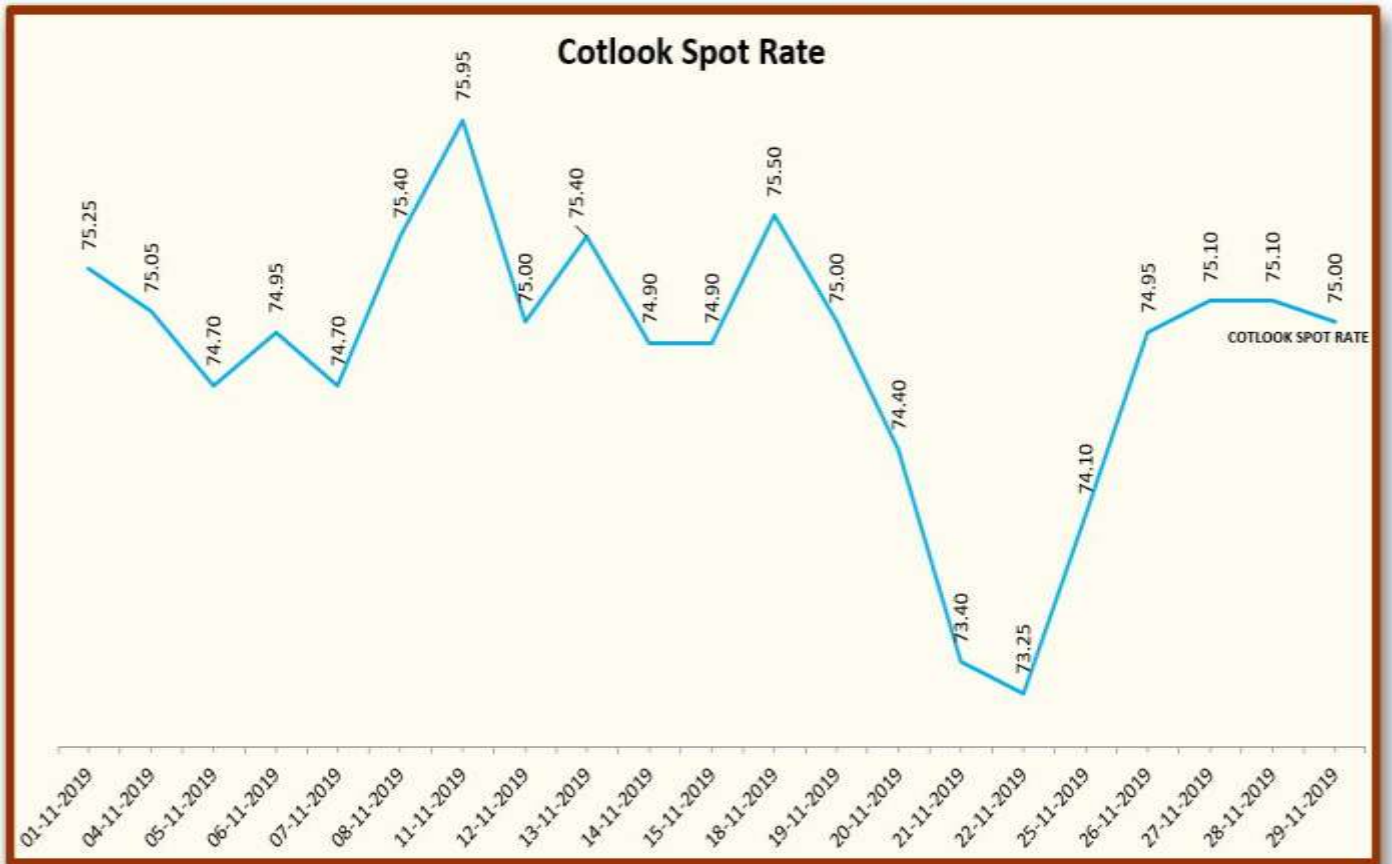
MONTHLY RATE MOVEMENT Jan-2020

Foreign Cotton Indices & Futures			
Date	Cotlook	ICE	
	Spot Rate	Mar-20	May-20
01-01-2020	78.35	69.05	70.18
02-01-2020	77.85	69.27	70.45
03-01-2020	78.10	69.20	70.38
06-01-2020	78.05	70.04	71.09
07-01-2020	78.75	69.83	70.97
08-01-2020	78.50	69.96	71.10
09-01-2020	78.50	70.69	71.86
10-01-2020	79.20	71.31	72.46
13-01-2020	79.90	71.53	72.67
14-01-2020	80.20	71.38	72.46
15-01-2020	80.20	70.32	71.39
16-01-2020	79.20	70.22	71.19
17-01-2020	79.20	71.25	72.19
20-01-2020	80.20	71.25	72.19
21-01-2020	80.20	69.24	70.32
22-01-2020	78.40	71.13	71.84
23-01-2020	80.20	70.03	70.75
24-01-2020	79.05	69.40	70.20
27-01-2020	78.55	69.51	69.94
28-01-2020	78.60	70.36	70.92
29-01-2020	79.35	70.06	70.69
30-01-2020	79.15	69.05	69.64
31-01-2020		67.50	68.31



GUJCOT TRADE ASSOCIATION

MONTHLY RATE MOVEMENT Jan-2020





GUJCOT TRADE ASSOCIATION

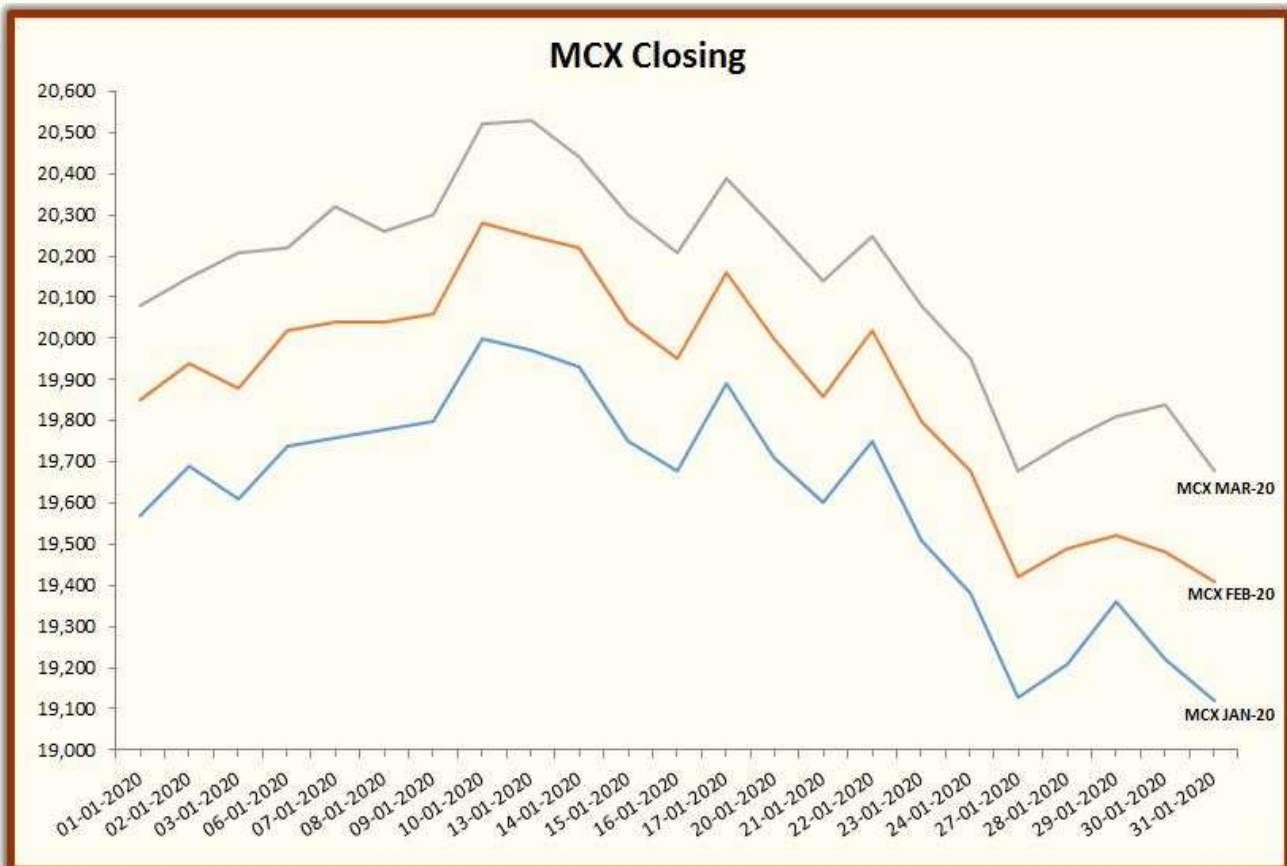
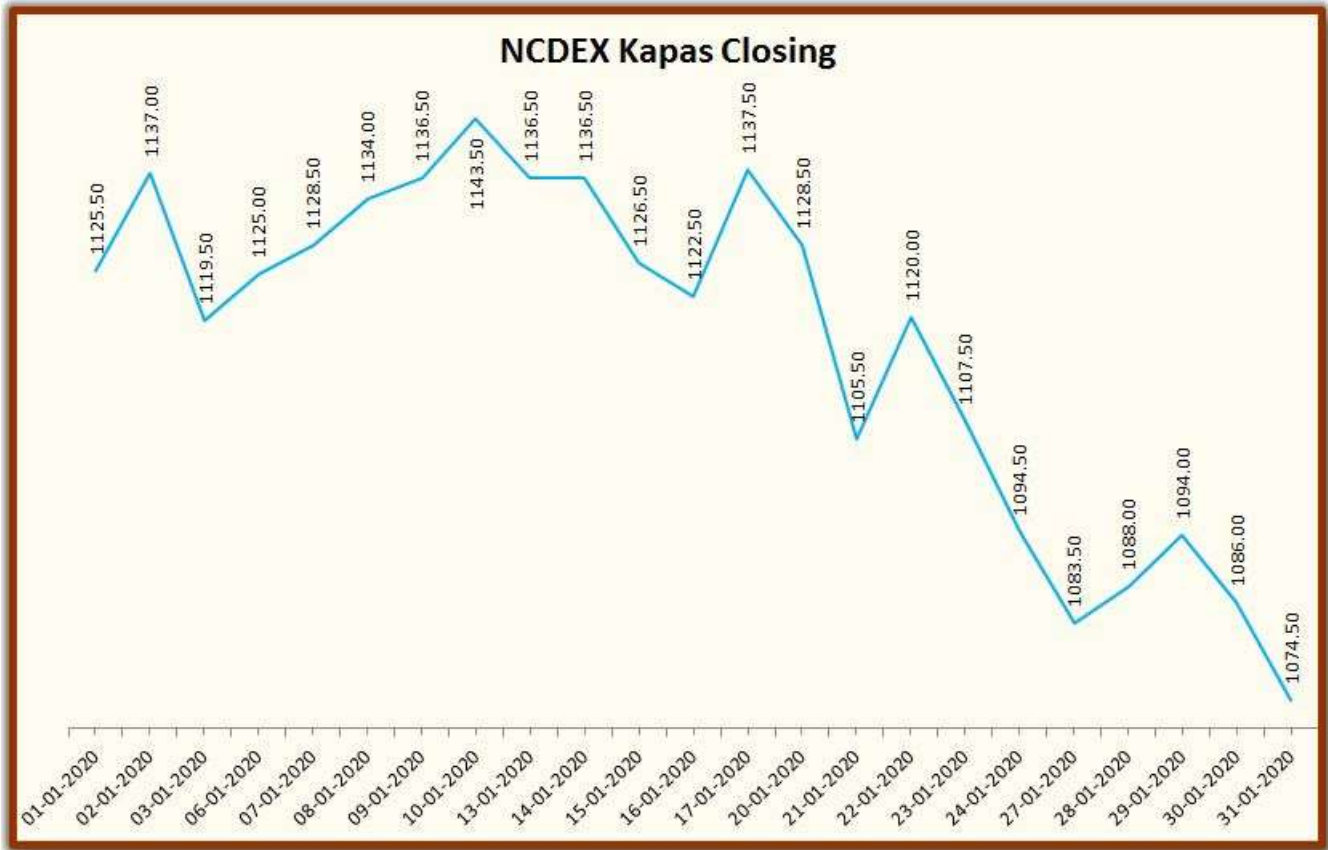
MONTHLY RATE MOVEMENT Jan-2020

Indian Cotton Futures				
Date	NCDEX Kapas	MCX		
	30-Apr-20	Jan-20	Feb-20	Mar-20
01-01-2020	1125.50	19,570	19,850	20,080
02-01-2020	1137.00	19,690	19,940	20,150
03-01-2020	1119.50	19,610	19,880	20,210
06-01-2020	1125.00	19,740	20,020	20,220
07-01-2020	1128.50	19,760	20,040	20,320
08-01-2020	1134.00	19,780	20,040	20,260
09-01-2020	1136.50	19,800	20,060	20,300
10-01-2020	1143.50	20,000	20,280	20,520
13-01-2020	1136.50	19,970	20,250	20,530
14-01-2020	1136.50	19,930	20,220	20,440
15-01-2020	1126.50	19,750	20,040	20,300
16-01-2020	1122.50	19,680	19,950	20,210
17-01-2020	1137.50	19,890	20,160	20,390
20-01-2020	1128.50	19,710	20,000	20,270
21-01-2020	1105.50	19,600	19,860	20,140
22-01-2020	1120.00	19,750	20,020	20,250
23-01-2020	1107.50	19,510	19,800	20,080
24-01-2020	1094.50	19,380	19,680	19,950
27-01-2020	1083.50	19,130	19,420	19,680
28-01-2020	1088.00	19,210	19,490	19,750
29-01-2020	1094.00	19,360	19,520	19,810
30-01-2020	1086.00	19,220	19,480	19,840
31-01-2020	1074.50	19,120	19,410	19,680



GUJCOT TRADE ASSOCIATION

MONTHLY RATE MOVEMENT Jan-2020





GUJCOT TRADE ASSOCIATION

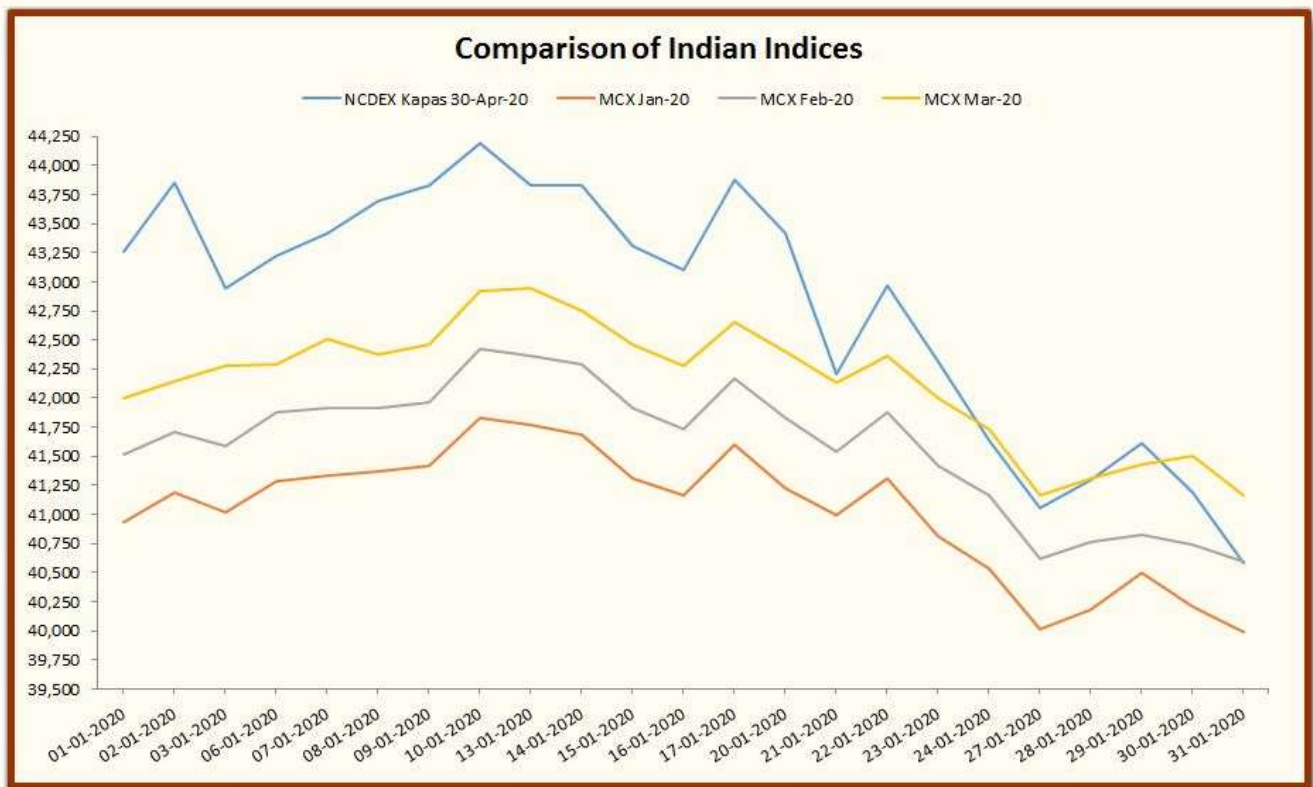
MONTHLY RATE MOVEMENT Jan-2020

Indian Indices in Rs/Candy Rate				
Date	NCDEX Kapas	MCX		
	30-Apr-20	Jan-20	Feb-20	Mar-20
01-01-2020	43,254	40,935	41,520	42,001
02-01-2020	43,855	41,186	41,708	42,148
03-01-2020	42,940	41,018	41,583	42,273
06-01-2020	43,228	41,290	41,876	42,294
07-01-2020	43,411	41,332	41,918	42,503
08-01-2020	43,698	41,374	41,918	42,378
09-01-2020	43,829	41,416	41,960	42,462
10-01-2020	44,195	41,834	42,420	42,922
13-01-2020	43,829	41,771	42,357	42,943
14-01-2020	43,829	41,688	42,294	42,754
15-01-2020	43,306	41,311	41,918	42,462
16-01-2020	43,097	41,165	41,729	42,273
17-01-2020	43,881	41,604	42,169	42,650
20-01-2020	43,411	41,227	41,834	42,399
21-01-2020	42,208	40,997	41,541	42,127
22-01-2020	42,966	41,311	41,876	42,357
23-01-2020	42,312	40,809	41,416	42,001
24-01-2020	41,633	40,537	41,165	41,729
27-01-2020	41,057	40,014	40,621	41,165
28-01-2020	41,293	40,182	40,767	41,311
29-01-2020	41,607	40,495	40,830	41,437
30-01-2020	41,188	40,202	40,746	41,499
31-01-2020	40,587	39,993	40,600	41,165



GUJCOT TRADE ASSOCIATION

MONTHLY RATE MOVEMENT Jan-2020





GUJCOT TRADE ASSOCIATION

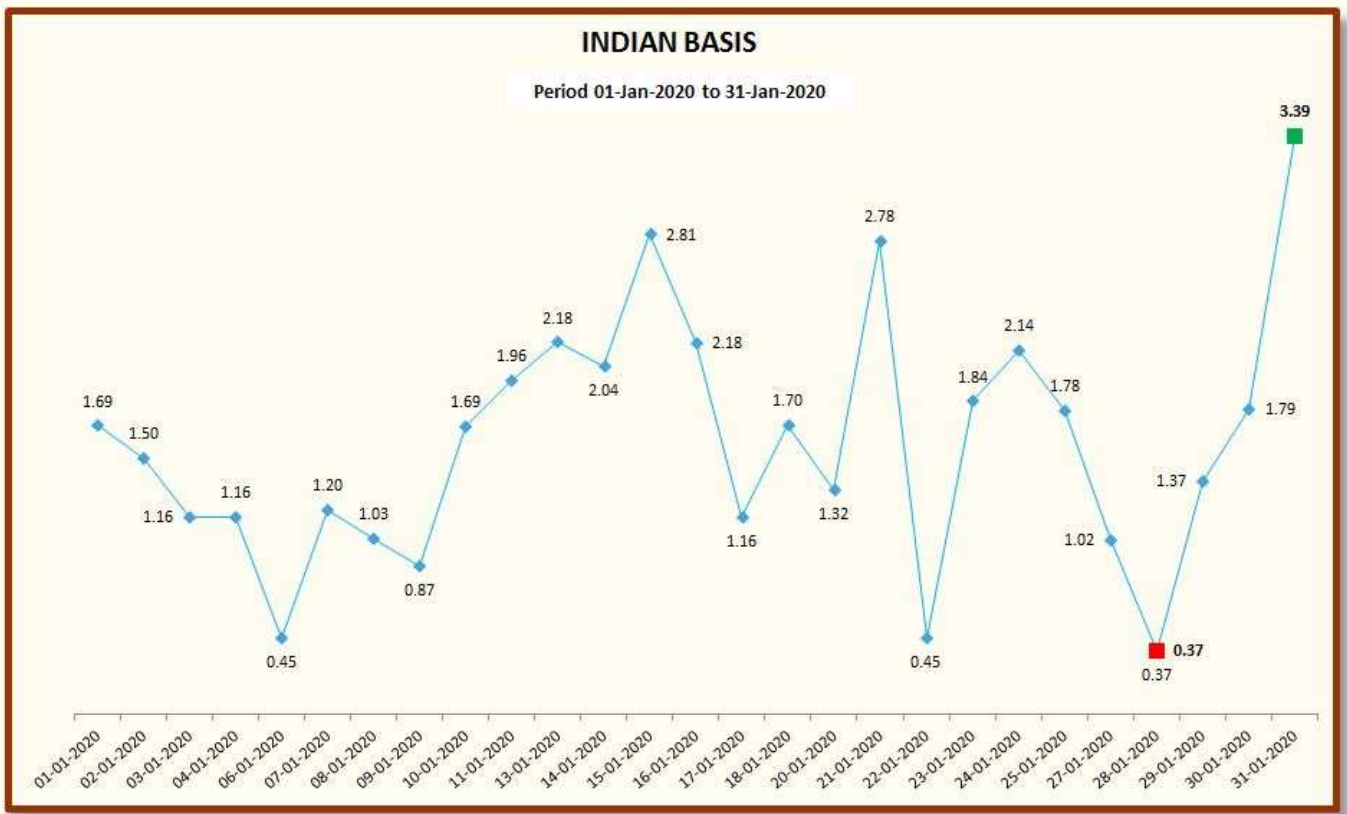
MONTHLY RATE MOVEMENT Jan-2020

INDIAN BASIS (01-Jan-2020 to 31-Jan-2020)					
DATE	29 MM	USD-INR	Cents/lb	ICE MAR	BASIS
01-01-2020	39,500	71.22	70.74	69.05	1.69
02-01-2020	39,600	71.37	70.77	69.27	1.50
03-01-2020	39,600	71.79	70.36	69.20	1.16
04-01-2020	39,600	71.79	70.36	69.20	1.16
06-01-2020	39,750	71.93	70.49	70.04	0.45
07-01-2020	40,000	71.83	71.03	69.83	1.20
08-01-2020	39,900	71.69	70.99	69.96	1.03
09-01-2020	39,950	71.21	71.56	70.69	0.87
10-01-2020	40,600	70.94	73.00	71.31	1.69
11-01-2020	40,750	70.94	73.27	71.31	1.96
13-01-2020	40,950	70.86	73.71	71.53	2.18
14-01-2020	40,800	70.88	73.42	71.38	2.04
15-01-2020	40,600	70.81	73.13	70.32	2.81
16-01-2020	40,250	70.91	72.40	70.22	2.18
17-01-2020	40,350	71.08	72.41	71.25	1.16
18-01-2020	40,650	71.08	72.95	71.25	1.70
20-01-2020	40,450	71.10	72.57	71.25	1.32
21-01-2020	40,200	71.20	72.02	69.24	2.78
22-01-2020	39,950	71.19	71.58	71.13	0.45
23-01-2020	40,150	71.26	71.87	70.03	1.84
24-01-2020	40,000	71.32	71.54	69.40	2.14
25-01-2020	39,800	71.32	71.18	69.40	1.78
27-01-2020	39,500	71.43	70.53	69.51	1.02
28-01-2020	39,550	71.32	70.73	70.36	0.37
29-01-2020	39,900	71.25	71.43	70.06	1.37
30-01-2020	39,700	71.48	70.84	69.05	1.79
31-01-2020	39,650	71.34	70.89	67.50	3.39



GUJCOT TRADE ASSOCIATION

MONTHLY RATE MOVEMENT Jan-2020





GUJCOT TRADE ASSOCIATION

MONTHLY RATE MOVEMENT Jan-2020

Team Gujcot thanks the Broker Panel

Shri Sujalbhaj, Shri Pravinbhaj, Shri Sandipbhaj, Shri Ananbhaj, Shri Ajaybhaj, Shri Jatinbhaj, Shri Manishbhaj, Shri Anilbhaj, Shri Niravbhaj and Shri Mukeshbhaj Purohit.

Report Sponsors:

[Click on Sponsor's Logo to visit Sponsor's Website](#)



For, Gujcot Trade Association

Akash Shah

[President]

For, Gujcot Trade Association

Ajay Shah

[Secretary]