



# GUJCOT TRADE ASSOCIATION

**MONTHLY RATE MOVEMENT Jan-2021**

**Dear All Cotton Friends,**

In our mission to give Daily Spot Rate Team Gujcot is getting valuable support from Gujcot broker's panel. We appreciated their humble service to the trade. Gujcot Team is giving daily closing of Indian and foreign futures rates.

In this report we have provided Following Rates during the month.

- Daily Physical Spot Rate
- MCX Cotton Daily Closing Rate
- USD-INR Exchange Rate Closing
- Cotlook Index
- ICE Future Closing
- NCDEX Kapas Rate
- MCX Future Closing
- NCDEX and MCX converted into Rs. Candy Rate

We hope it will be useful to all the stake holders of Textile Value Chain.



# GUJCOT TRADE ASSOCIATION

## MONTHLY RATE MOVEMENT Jan-2021

- January was Bull dominated month. World arrivals and demand were at seasonal peak level. With excellent global consumer demand yarn market was well supported. CCI in India also was able to sell huge quantity. Thus, this month was fundamentally demand run uptrend and so it sustained throughout the month. Some profit taking in futures gave opportunity for short players to square off their short position.
- New US government is sworn in. US restriction against import from Chinese cotton from Xinjiang for slave labors, second lockdown in UK, many other European countries and some cities of China and Bullish WASDE were main event as market mover. Support from equity and grain market has supported bull run in cotton during this month.
- In NY future front month March started its journey from 78.12 cent area and crossed contract high level to 83 cent mark and closed below 81 with monthly gain of 252 points. NY May started at 78.70 to settle at 81.84 with gain of 314 points. Main reason was Bullish WASDE. In January WASDE USDA reduced US crop to nearly 15 M Bales and world's ending stock reduced to 96 M Bales which gave Bullish turn to the market.
- U.S. Export Sales was decent and reached to over 13 M bales while shipment was near 6.7 M bales. China was among main buyer of US cotton.



# GUJCOT TRADE ASSOCIATION

## MONTHLY RATE MOVEMENT Jan-2021

- Indian Physical market also followed world trend. Starts from 42,400 and touched 44,000 Rs per Candy. In last week profit taking and some weak future markets brought prices back to 43,000-43,500 level.
- CCI MSP procurement slowed down after mid of month when market kapas rate crossed MSP rate. Till end January CCI has procured nearly 89 lakh bales.
- CCI was regular seller and sold huge quantity during this month.
- Market predicts that arrival of India has crossed 25 million bales of 170 kgs out of which around 9 million bales were procured by CCI.
- Yarn price was attractive and mills have sold well so Indian mills are covered well from market and CCI. In later part of the month yarn inquiries were dull.
- Indian rupee remained strong around 73 Rs per USD.
- Indian basis remained negative.
- Indian raw cotton export was running in slow pace and nearly 7.50 lakh bales export is estimated during January.
- Overall, January gave good earning opportunity to bulls.



# GUJCOT TRADE ASSOCIATION

## MONTHLY RATE MOVEMENT Jan-2021

### Gujarat Spot Rate Changes Jan-2021

Variety	Staple Length	Mic.	31-12-20	30-01-21	31-01-20	Change (M/M)		Change (Y/Y)	
						Rs./Candy	In Per.(%)	Rs./Candy	In Per.(%)
Shankar 6	29 MM	3.8	42,350	43,100	39,650	750	1.77%	3,450	8.70%
V-797	13 % Trash		26,600	29,600	32,400	3,000	11.28%	-2,800	-8.64%
MCX Spot Rate			20,330	20,790	19,090	460	2.26%	1,700	8.91%
USD-INR Exchange			73.06	72.95	71.34	-0.11	-0.15%	1.61	8.26%

### Monthly - Average Spot Rate Jan-2021

Variety	Staple Length	Mic.	Price Range		Average Of 25 Days
			Low	High	
Shankar 6	29	3.8	42,400	43,850	43,376
V-797	13% Trash		26,550	29,650	28,876
MCX Spot Rate			20,380	21,060	20,852
USD Exchange Rate			72.92	73.38	73.09



# GUJCOT TRADE ASSOCIATION

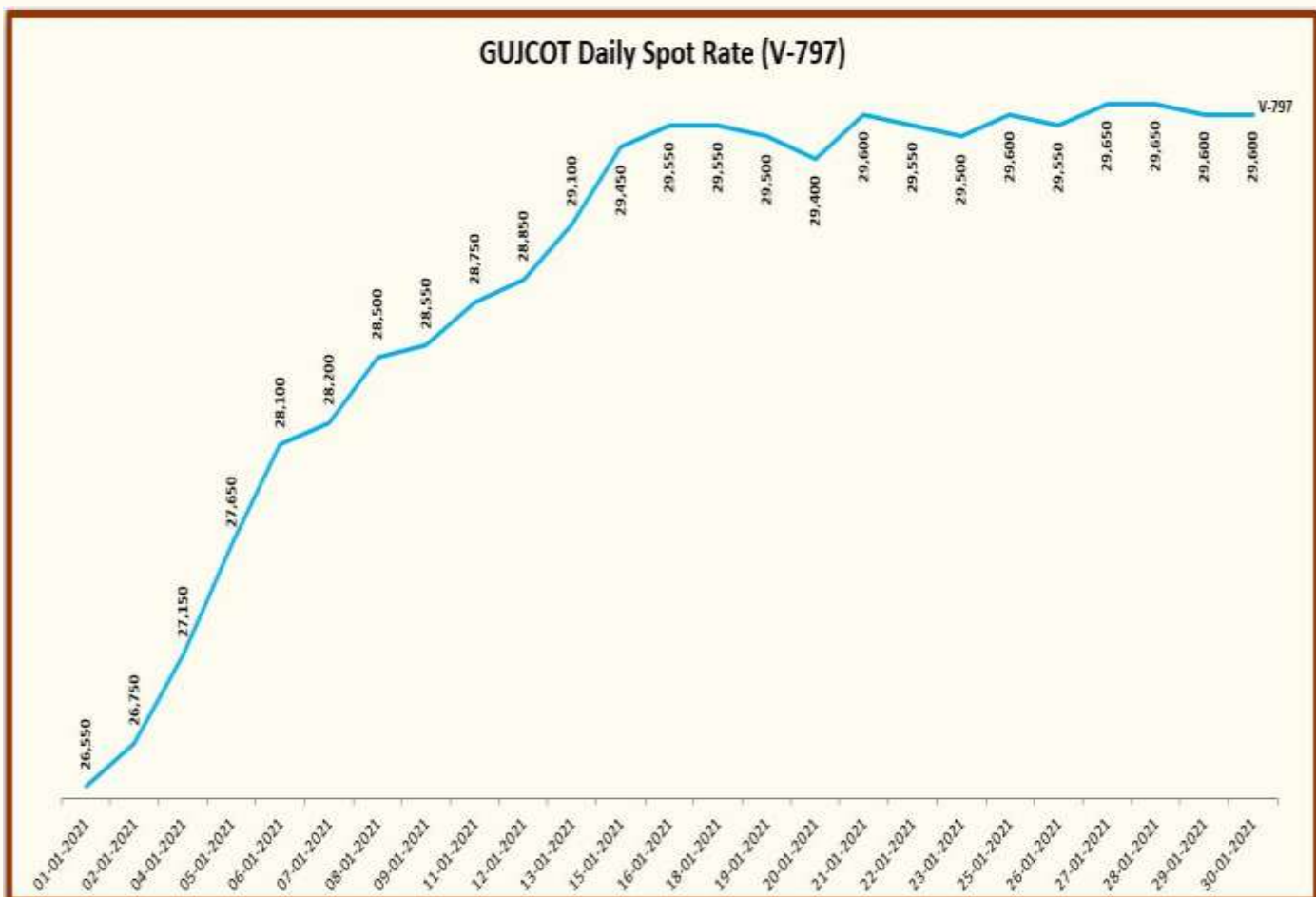
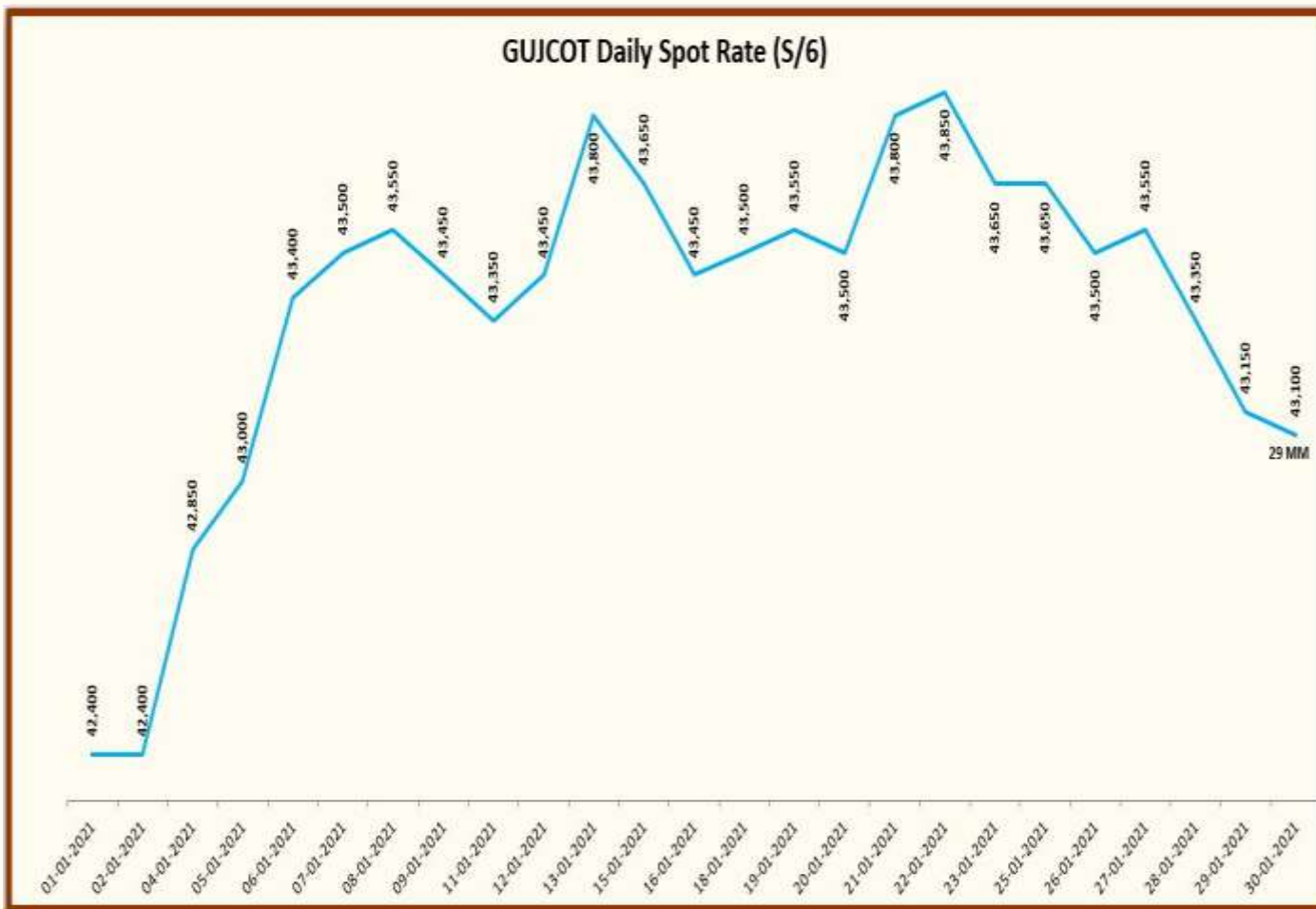
## MONTHLY RATE MOVEMENT Jan-2021

Gujarat Spot Rate – Jan-2021				
Date	29-3.8	V-797	MCX Spot Rate	USD-INR Exchange Rate
01-01-2021	42,400	26,550	20,380	73.12
02-01-2021	42,400	26,750	20,380	73.12
04-01-2021	42,850	27,150	20,650	73.02
05-01-2021	43,000	27,650	20,690	73.17
06-01-2021	43,400	28,100	20,820	73.10
07-01-2021	43,500	28,200	20,890	73.32
08-01-2021	43,550	28,500	20,880	73.24
09-01-2021	43,450	28,550	20,880	73.24
11-01-2021	43,350	28,750	20,830	73.38
12-01-2021	43,450	28,850	20,870	73.25
13-01-2021	43,800	29,100	21,010	73.14
15-01-2021	43,650	29,450	20,910	73.07
16-01-2021	43,450	29,550	20,910	73.07
18-01-2021	43,500	29,550	20,880	73.27
19-01-2021	43,550	29,500	20,910	73.16
20-01-2021	43,500	29,400	20,910	73.03
21-01-2021	43,800	29,600	20,980	72.99
22-01-2021	43,850	29,550	21,060	72.97
23-01-2021	43,650	29,500	21,060	72.97
25-01-2021	43,650	29,600	21,020	72.93
26-01-2021	43,500	29,550	21,020	72.93
27-01-2021	43,550	29,650	20,950	72.92
28-01-2021	43,350	29,650	20,830	73.04
29-01-2021	43,150	29,600	20,790	72.95
30-01-2021	43,100	29,600	20,790	72.95



# GUJCOT TRADE ASSOCIATION

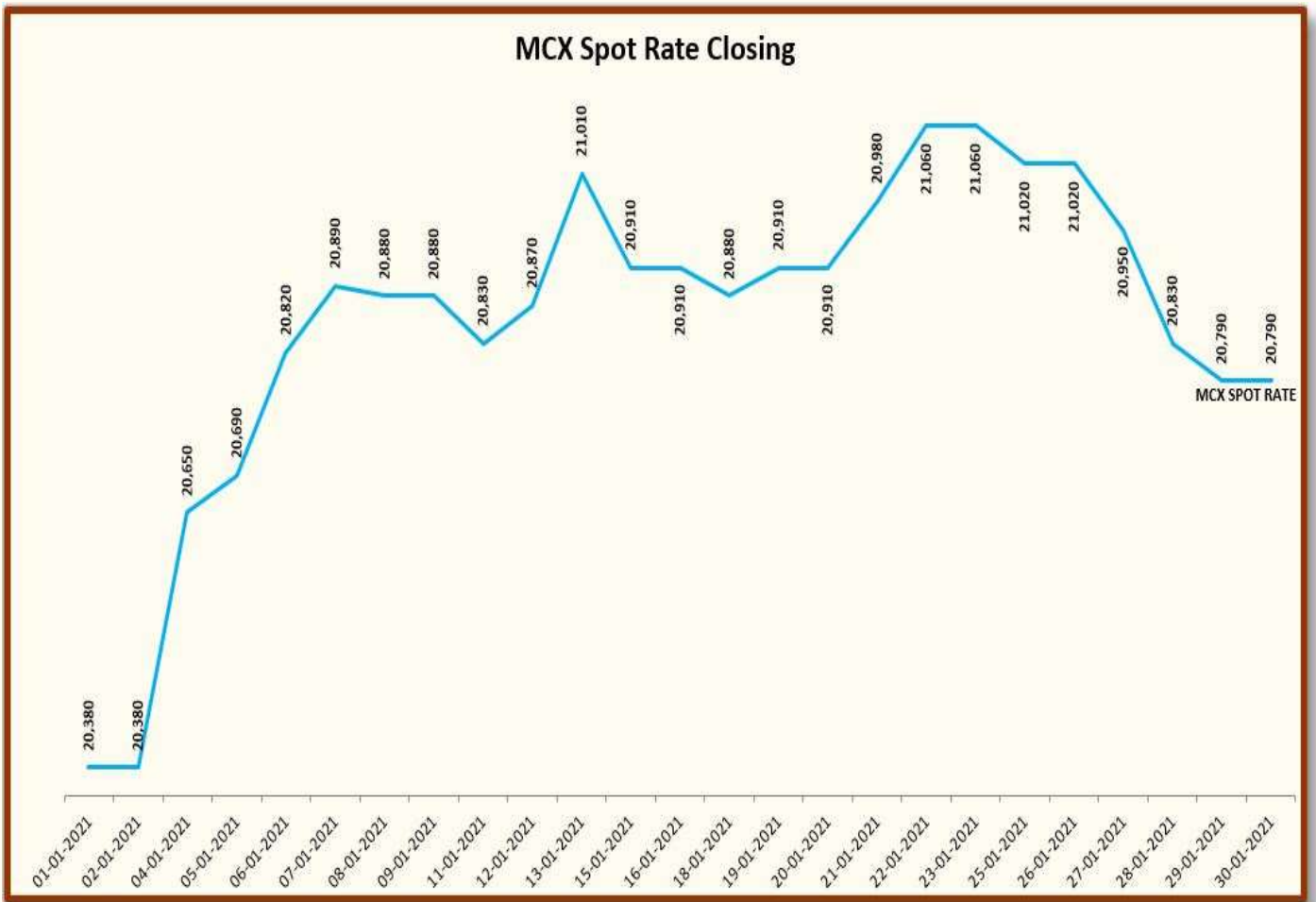
MONTHLY RATE MOVEMENT Jan-2021





# GUJCOT TRADE ASSOCIATION

## MONTHLY RATE MOVEMENT Jan-2021





# GUJCOT TRADE ASSOCIATION

MONTHLY RATE MOVEMENT Jan-2021

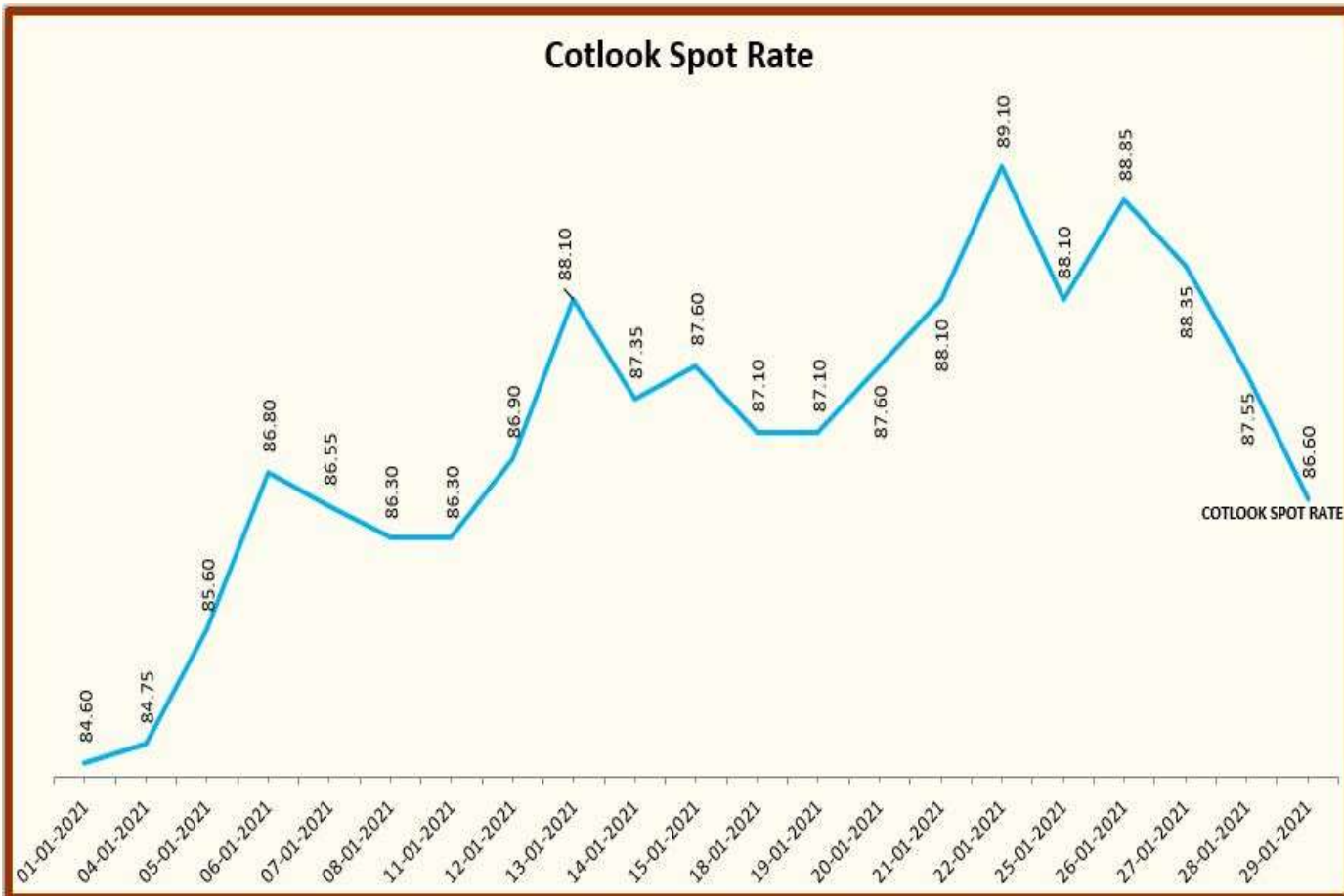
Foreign Cotton Indices & Futures			
Date	Cotlook	ICE	
	Spot Rate	Mar-21	May-21
01-01-2021	84.60	78.12	78.70
04-01-2021	84.75	78.97	79.69
05-01-2021	85.60	80.35	81.01
06-01-2021	86.80	80.06	80.85
07-01-2021	86.55	79.76	80.59
08-01-2021	86.30	79.77	80.55
11-01-2021	86.30	80.43	81.17
12-01-2021	86.90	81.70	82.45
13-01-2021	88.10	80.92	81.77
14-01-2021	87.35	81.15	82.00
15-01-2021	87.60	80.70	81.62
18-01-2021	87.10	80.70	81.62
19-01-2021	87.10	81.15	82.07
20-01-2021	87.60	81.59	82.50
21-01-2021	88.10	82.57	83.50
22-01-2021	89.10	81.56	82.66
25-01-2021	88.10	82.33	83.30
26-01-2021	88.85	81.71	82.81
27-01-2021	88.35	80.84	81.99
28-01-2021	87.55	79.93	81.13
29-01-2021	86.60	80.64	81.84





# GUJCOT TRADE ASSOCIATION

MONTHLY RATE MOVEMENT Jan-2021





# GUJCOT TRADE ASSOCIATION

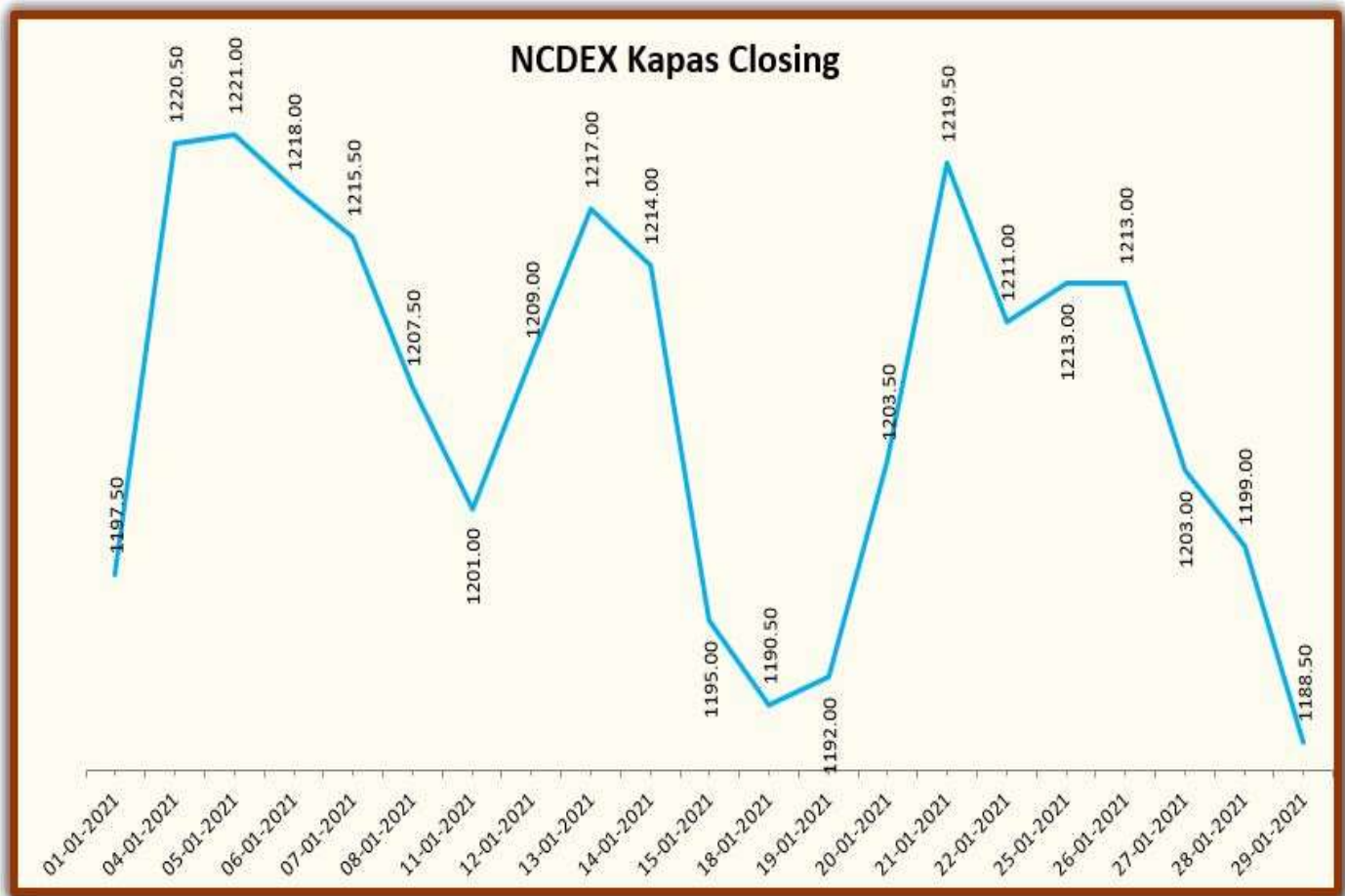
## MONTHLY RATE MOVEMENT Jan-2021

Indian Cotton Futures				
Date	NCDEX Kapas	MCX		
	30-Apr-21	Jan-21	Feb-21	Mar-21
01-01-2021	1197.50	20,750	21,010	
04-01-2021	1220.50	21,160	21,430	
05-01-2021	1221.00	21,150	21,410	
06-01-2021	1218.00	21,150	21,410	21,810
07-01-2021	1215.50	21,090	21,340	21,650
08-01-2021	1207.50	21,060	21,320	21,650
11-01-2021	1201.00	20,940	21,170	21,440
12-01-2021	1209.00	21,070	21,330	21,600
13-01-2021	1217.00	21,360	21,610	21,600
14-01-2021	1214.00	21,260	21,530	21,790
15-01-2021	1195.00	21,100	21,380	21,620
18-01-2021	1190.50	21,020	21,300	21,600
19-01-2021	1192.00	21,020	21,300	21,600
20-01-2021	1203.50	21,160	21,430	21,580
21-01-2021	1219.50	21,270	21,550	21,810
22-01-2021	1211.00	21,090	21,380	21,650
25-01-2021	1213.00	21,130	21,350	21,650
26-01-2021	1213.00	21,130	21,350	21,650
27-01-2021	1203.00	20,970	21,180	21,510
28-01-2021	1199.00	20,700	21,090	21,320
29-01-2021	1188.50	20,860	20,950	21,240



# GUJCOT TRADE ASSOCIATION

MONTHLY RATE MOVEMENT Jan-2021





# GUJCOT TRADE ASSOCIATION

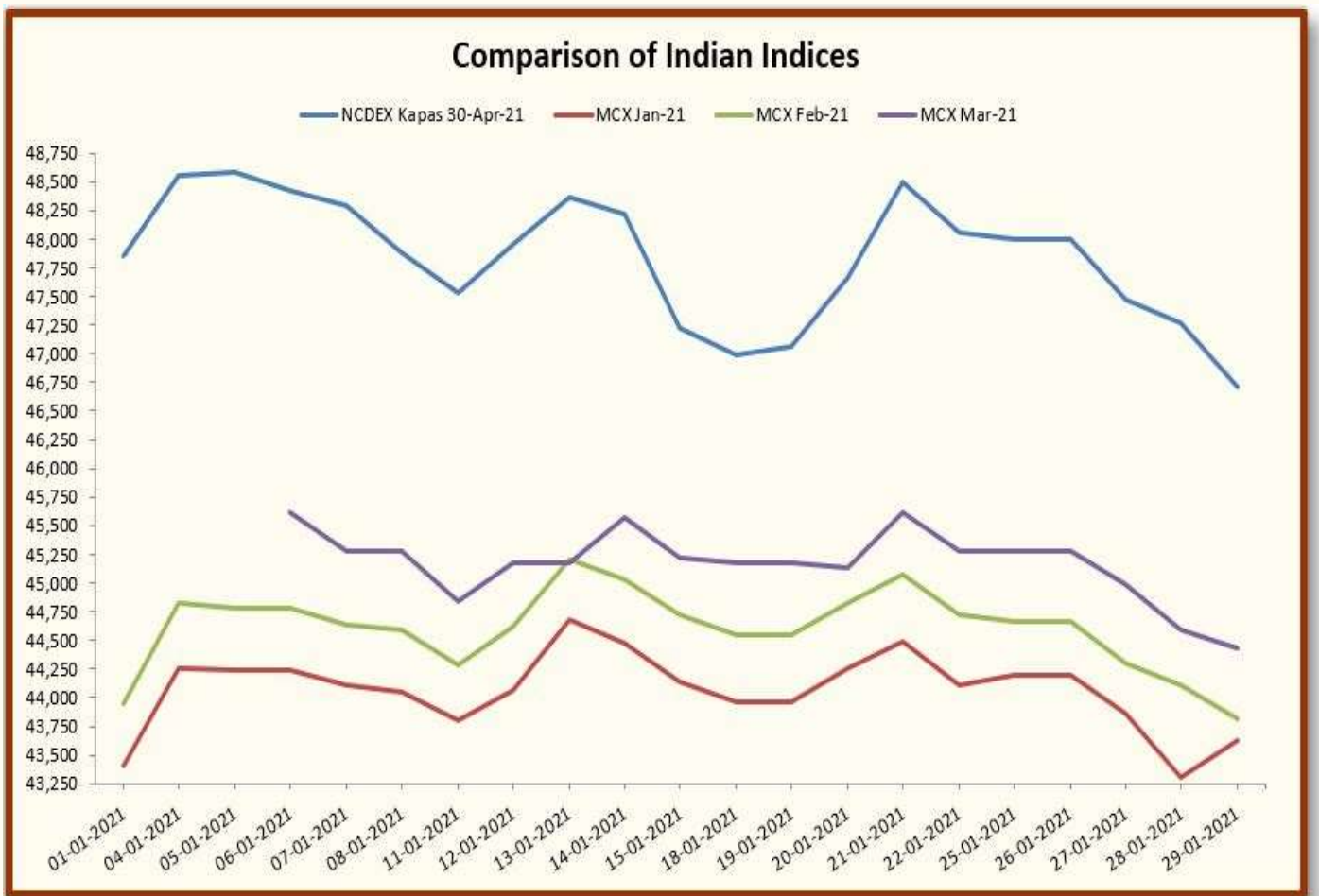
## MONTHLY RATE MOVEMENT Jan-2021

Indian Indices in Rs/Candy Rate				
Date	NCDEX Kapas	MCX		
	30-Apr-21	Jan-21	Feb-21	Mar-21
01-01-2021	47,849	43,403	43,947	
04-01-2021	48,554	44,260	44,825	
05-01-2021	48,580	44,239	44,783	
06-01-2021	48,423	44,239	44,783	45,620
07-01-2021	48,292	44,114	44,637	45,285
08-01-2021	47,874	44,051	44,595	45,285
11-01-2021	47,534	43,800	44,281	44,846
12-01-2021	47,952	44,072	44,616	45,181
13-01-2021	48,371	44,679	45,202	45,181
14-01-2021	48,214	44,470	45,034	45,578
15-01-2021	47,220	44,135	44,721	45,223
18-01-2021	46,985	43,968	44,553	45,181
19-01-2021	47,063	43,968	44,553	45,181
20-01-2021	47,665	44,260	44,825	45,139
21-01-2021	48,501	44,490	45,076	45,620
22-01-2021	48,057	44,114	44,721	45,285
25-01-2021	47,996	44,198	44,658	45,285
26-01-2021	47,996	44,198	44,658	45,285
27-01-2021	47,473	43,863	44,302	44,992
28-01-2021	47,263	43,298	44,114	44,595
29-01-2021	46,714	43,633	43,821	44,428



# GUJCOT TRADE ASSOCIATION

## MONTHLY RATE MOVEMENT Jan-2021





# GUJCOT TRADE ASSOCIATION

MONTHLY RATE MOVEMENT Jan-2021

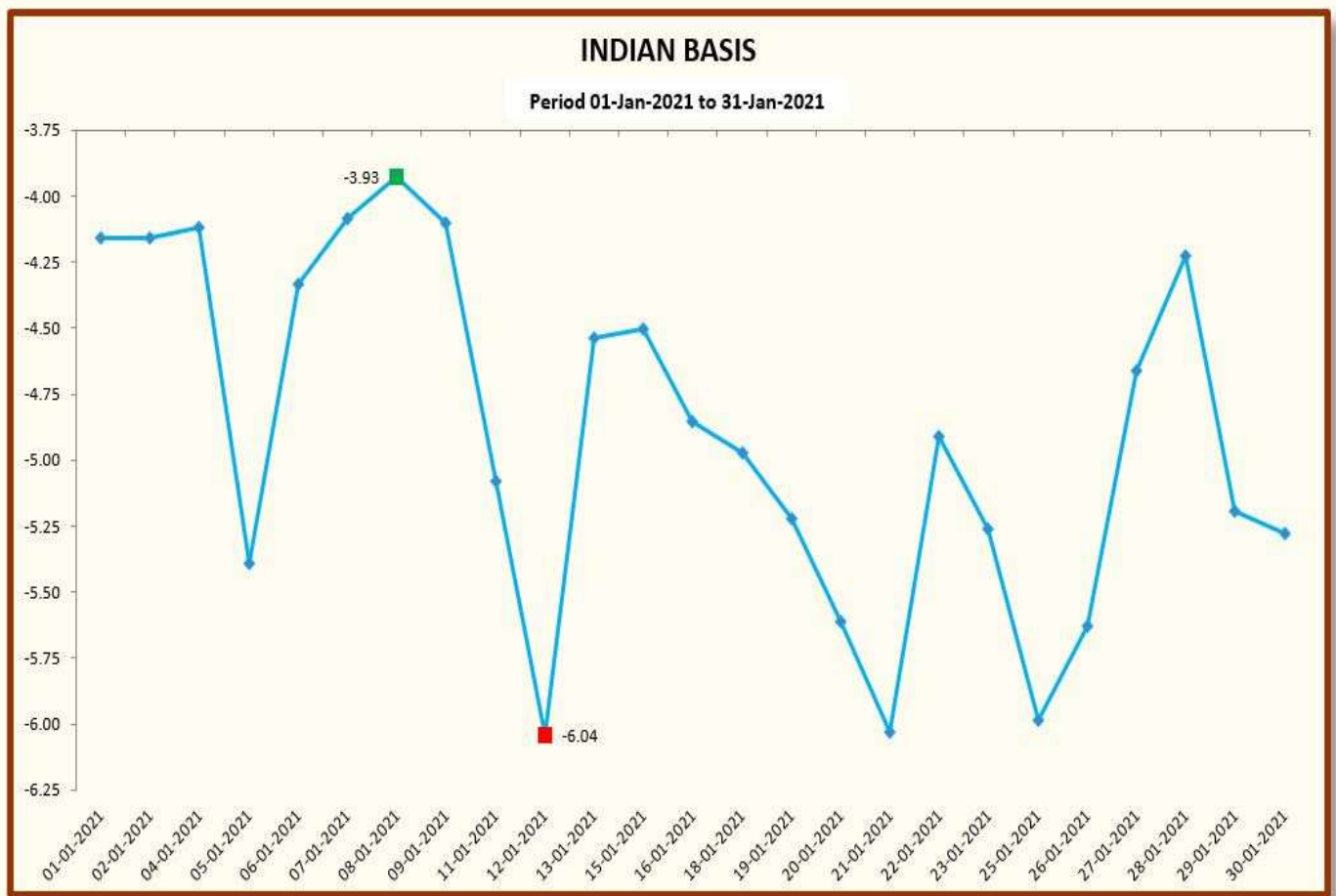
## INDIAN BASIS

DATE	29 MM	USD-INR	Cents/lb	ICE NEAREST FUTURE	BASIS
01-01-2021	42,400	73.12	73.96	78.12	-4.16
02-01-2021	42,400	73.12	73.96	78.12	-4.16
04-01-2021	42,850	73.02	74.85	78.97	-4.12
05-01-2021	43,000	73.17	74.96	80.35	-5.39
06-01-2021	43,400	73.10	75.73	80.06	-4.33
07-01-2021	43,500	73.32	75.67	79.76	-4.09
08-01-2021	43,550	73.24	75.84	79.77	-3.93
09-01-2021	43,450	73.24	75.67	79.77	-4.10
11-01-2021	43,350	73.38	75.35	80.43	-5.08
12-01-2021	43,450	73.25	75.66	81.70	-6.04
13-01-2021	43,800	73.14	76.38	80.92	-4.54
15-01-2021	43,650	73.07	76.20	80.70	-4.50
16-01-2021	43,450	73.07	75.85	80.70	-4.85
18-01-2021	43,500	73.27	75.73	80.70	-4.97
19-01-2021	43,550	73.16	75.93	81.15	-5.22
20-01-2021	43,500	73.03	75.98	81.59	-5.61
21-01-2021	43,800	72.99	76.54	82.57	-6.03
22-01-2021	43,850	72.97	76.65	81.56	-4.91
23-01-2021	43,650	72.97	76.30	81.56	-5.26
25-01-2021	43,650	72.93	76.34	82.33	-5.99
26-01-2021	43,500	72.93	76.08	81.71	-5.63
27-01-2021	43,550	72.92	76.18	80.84	-4.66
28-01-2021	43,350	73.04	75.70	79.93	-4.23
29-01-2021	43,150	72.95	75.45	80.64	-5.19
30-01-2021	43,100	72.95	75.36	80.64	-5.28



# GUJCOT TRADE ASSOCIATION

## MONTHLY RATE MOVEMENT Jan-2021





# GUJCOT TRADE ASSOCIATION

MONTHLY RATE MOVEMENT Jan-2021

Team Gujcot thanks the Broker Panel

Shri Sujalbhai, Shri Pravinbhai, Shri Sandipbhai, Shri Ananbhai, Shri Ajaybhai, Shri Jatinbhai, Shri Manishbhai, Shri Anilbhai, Shri Niravbhai and Shri Mukeshbhai Purohit.

**Report Sponsors:**

Click on Sponsor's Logo to visit Sponsor's Website



**Jaydeep Cotton Fibres Pvt. Ltd.**

Creating quality is our business...



**Axita Cotton Limited**

For, Gujcot Trade Association

Akash Shah

[President]

For, Gujcot Trade Association

Ajay Shah

[Secretary]