



GUJCOT TRADE ASSOCIATION

MONTHLY RATE MOVEMENT JUL-2019

Dear All Cotton Friends,

In our mission to give Daily Spot Rate Team Gujcot is getting valuable support from Gujcot broker's panel. We appreciated their humble service to the trade. Gujcot Team is giving daily closing of Indian and foreign futures rates.

In this report we have provided Following Rates during the month.

- Daily Physical Spot Rate
- MCX Cotton Daily Closing Rate
- USD-INR Exchange Rate Closing
- Cotlook Index
- ICE Future Closing
- NCDEX Kapas Rate
- MCX Future Closing
- NCDEX and MCX converted into Rs. Candy Rate

We hope it will be useful to all the stake holders of Textile Value Chain.



GUJCOT TRADE ASSOCIATION

MONTHLY RATE MOVEMENT JUL-2019

Conclusion

- Last NY Cotton future for crop season 2018/19 closed on July 31 2019. During the year July contract remained very volatility and closed with 28% loss Y/Y. NY July 2018 was closed at 89.59 Cent. Year 2017/18 was ended with 30% gain and we can say it bull ended year while July 2019 ended at 63.84 with 28.7% loss Y/Y and end as a bear dominated year. US-China trade war was main reason for 2018/19 to remain as bear dominated year.
- Now front month is December for next year future and hedging current ready cotton also. December NY touched low at 61.91 during this month and closed at 63.84 on last day of July during month December NY close 253 point lower or loss 3.85%.
- In Indian physical market Gujcot Spot Rate started with 45,450 and sharply declined to 44,100 in 10 days. Market remained stable till 27 July. Good rain during last week changed the market sentiment and July last day closed at 43,450. Overall July was bear dominated and lost 2,000 Rs. Candy in 29 mm and 28.5 mm both.
- V 797 inventory is low, it lost 1,250 Rs. Candy during the month.
- Amid firm sentiment in Indian market and bear trend in NY future, Indian basis remained strong between 16.32 to 20.24 on to December NY.
- USD-INR pair remained very stable with narrow range between 68.42 to 69.04.
- MCX July expired on 21,030 now august future is the last contract of for current season and so may remain volatile.
- Weather is good and Indian cotton belt particular Gujarat received required and well needed rain in last few days.



GUJCOT TRADE ASSOCIATION

MONTHLY RATE MOVEMENT JUL-2019

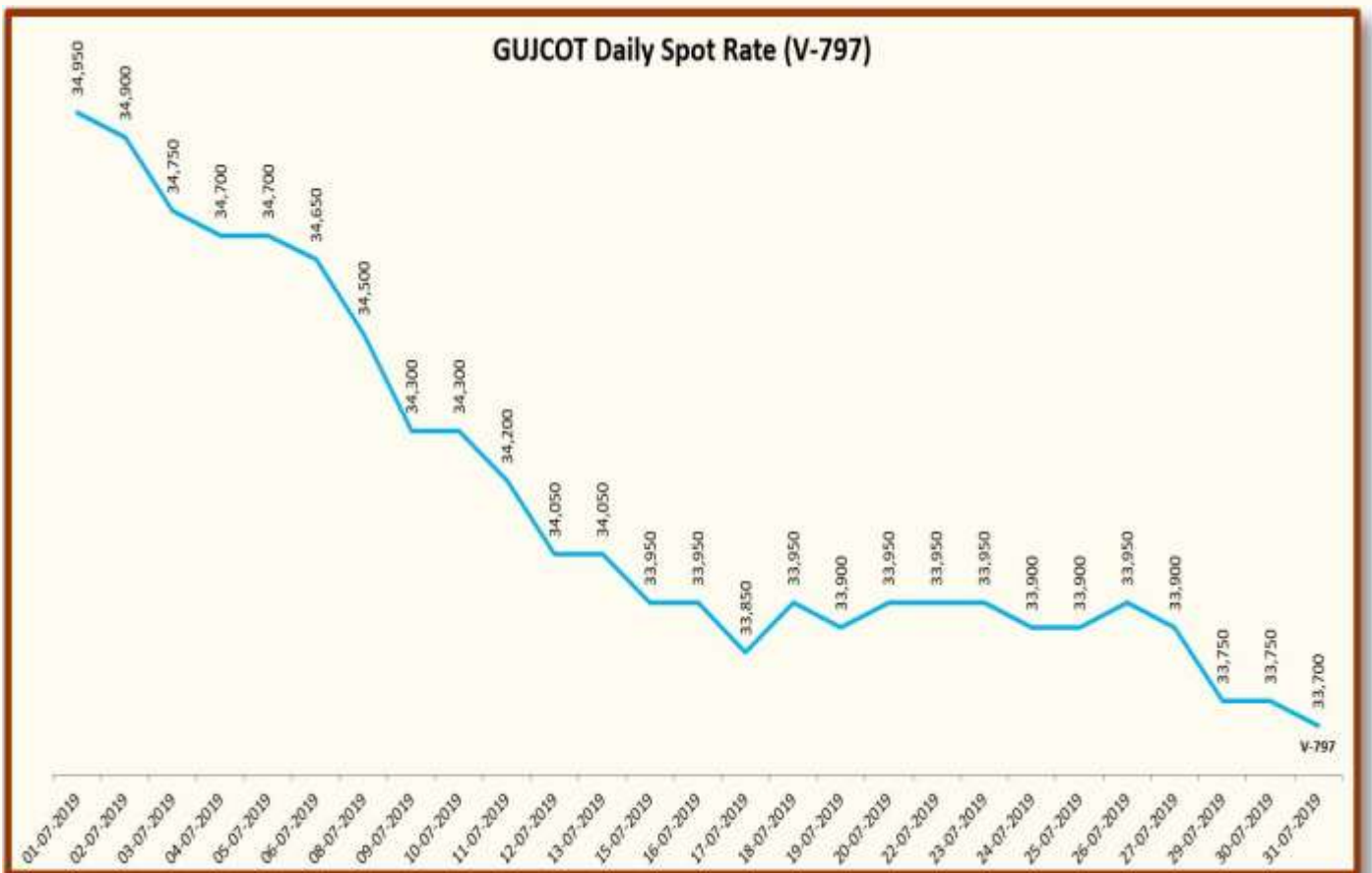
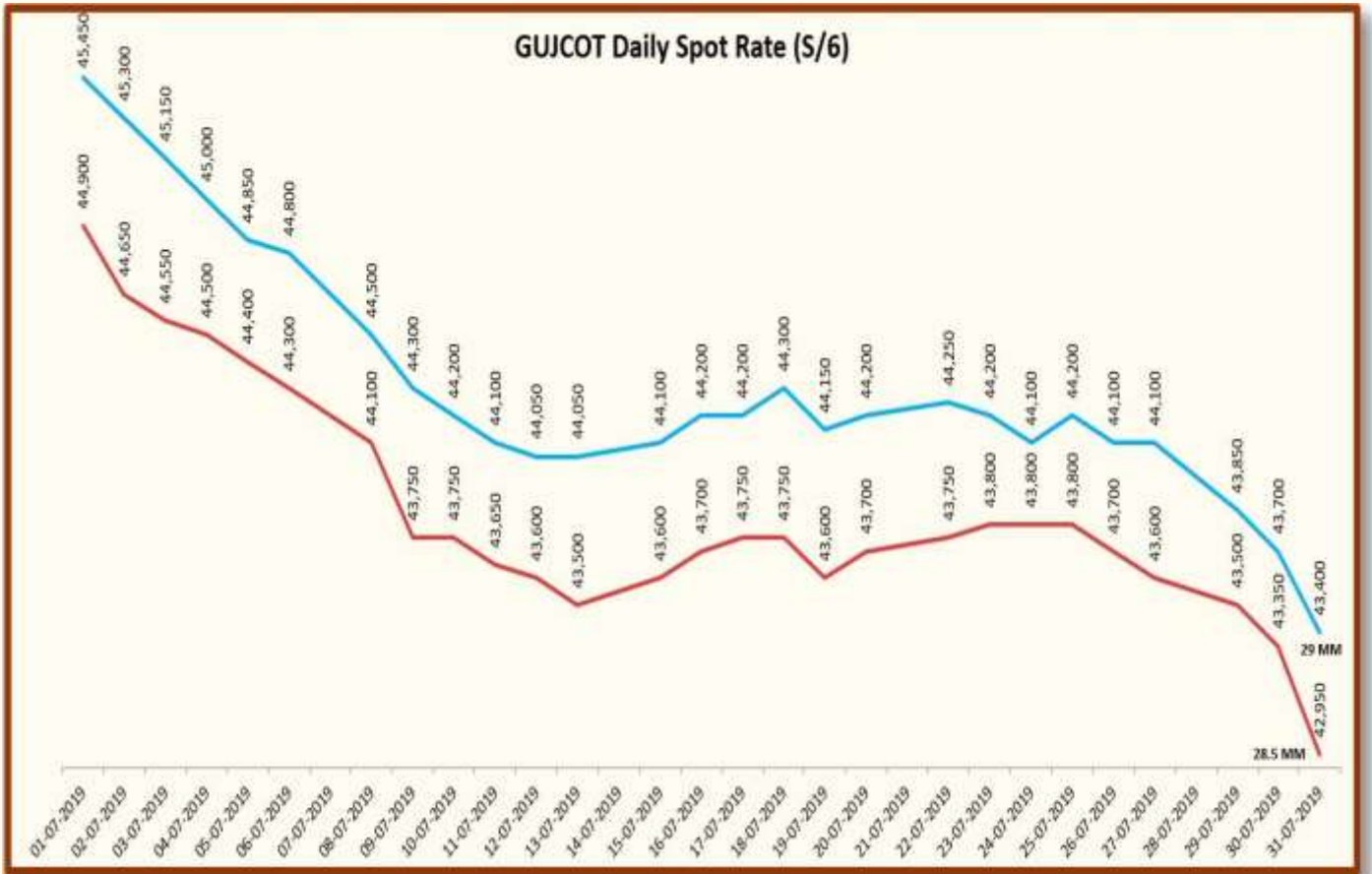
Monthly - Average Spot Rate					
Variety	Staple Length	Mic.	Price Range		Average Of 27 Days
			Low	High	
Shankar 6	29	3.8	43,400	45,450	44,326
Shankar 6	28.5	3.7	42,950	44,900	43,852
Shankar 6	28	3.6	No Quote	No Quote	No Quote
Shankar 6	27	3.2	No Quote	No Quote	No Quote
Shankar 6	26	3.0	No Quote	No Quote	No Quote
V-797	13% Trash		33,700	34,950	34,161
MCX Spot Rate			20,980	21,820	21,378
USD Exchange Rate			68.42	69.04	68.75

Gujarat Spot Rate					
Date	29-3.8	28.5-3.7	V-797	MCX Spot Rate	USD-INR Exchange Rate
01-07-2019	45,450	44,900	34,950	21,810	68.94
02-07-2019	45,300	44,650	34,900	21,730	68.92
03-07-2019	45,150	44,550	34,750	21,720	68.91
04-07-2019	45,000	44,500	34,700	21,820	68.50
05-07-2019	44,850	44,400	34,700	21,740	68.42
06-07-2019	44,800	44,300	34,650	21,740	68.42
08-07-2019	44,500	44,100	34,500	21,610	68.66
09-07-2019	44,300	43,750	34,300	21,510	68.54
10-07-2019	44,200	43,750	34,300	21,290	68.56
11-07-2019	44,100	43,650	34,200	21,260	68.44
12-07-2019	44,050	43,600	34,050	21,230	68.68
13-07-2019	44,050	43,500	34,050	21,230	68.68
15-07-2019	44,100	43,600	33,950	21,170	68.53
16-07-2019	44,200	43,700	33,950	21,250	68.71
17-07-2019	44,200	43,750	33,850	21,350	68.81
18-07-2019	44,300	43,750	33,950	21,320	68.95
19-07-2019	44,150	43,600	33,900	21,310	68.80
20-07-2019	44,200	43,700	33,950	21,310	68.80
22-07-2019	44,250	43,750	33,950	21,290	68.91
23-07-2019	44,200	43,800	33,950	21,190	68.94
24-07-2019	44,100	43,800	33,900	21,340	68.98
25-07-2019	44,200	43,800	33,900	21,290	69.04
26-07-2019	44,100	43,700	33,950	21,300	68.90
27-07-2019	44,100	43,600	33,900	21,300	68.90
29-07-2019	43,850	43,500	33,750	21,070	68.73
30-07-2019	43,700	43,350	33,750	21,040	68.86
31-07-2019	43,400	42,950	33,700	20,980	68.79



GUJCOT TRADE ASSOCIATION

MONTHLY RATE MOVEMENT JUL-2019





GUJCOT TRADE ASSOCIATION

MONTHLY RATE MOVEMENT JUL-2019





GUJCOT TRADE ASSOCIATION

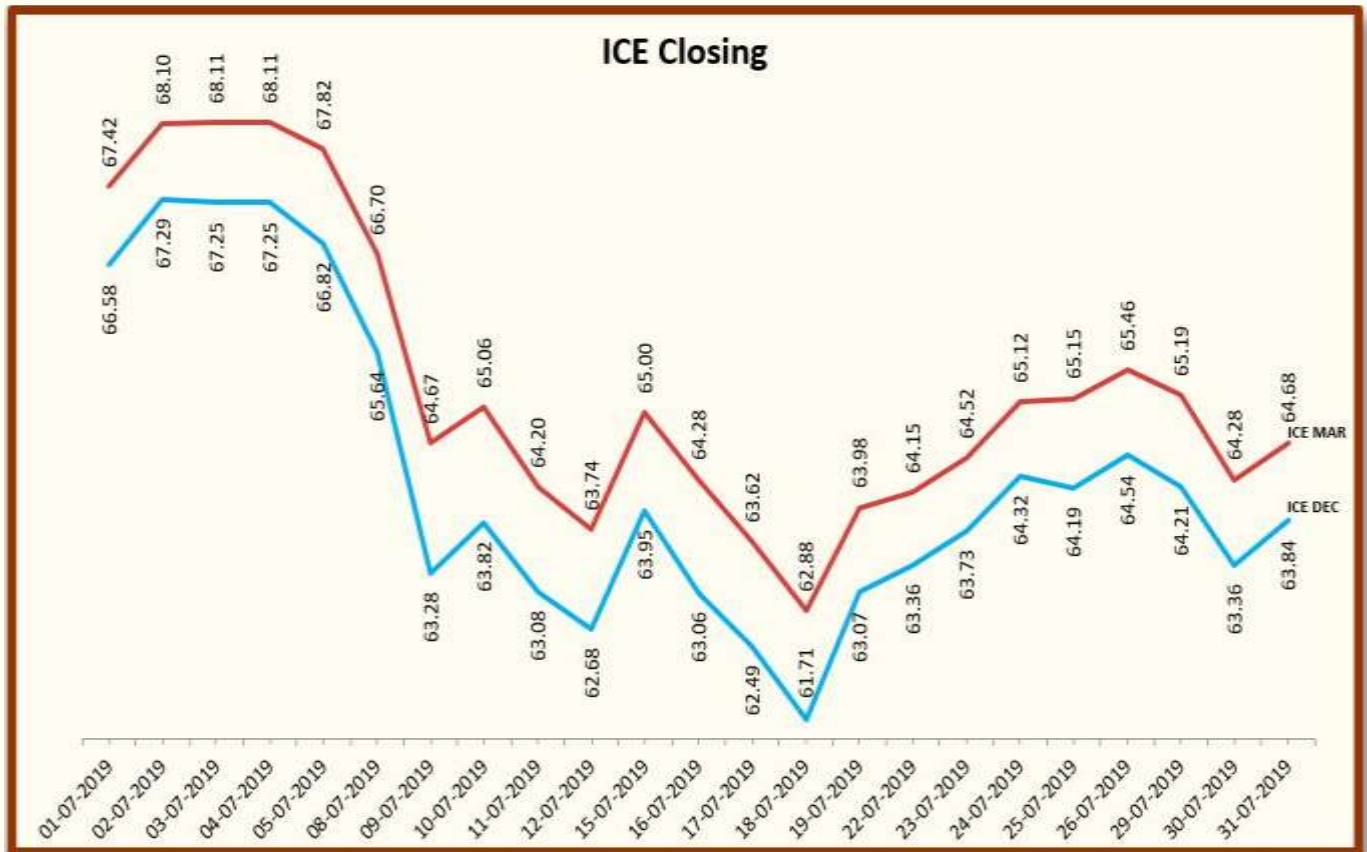
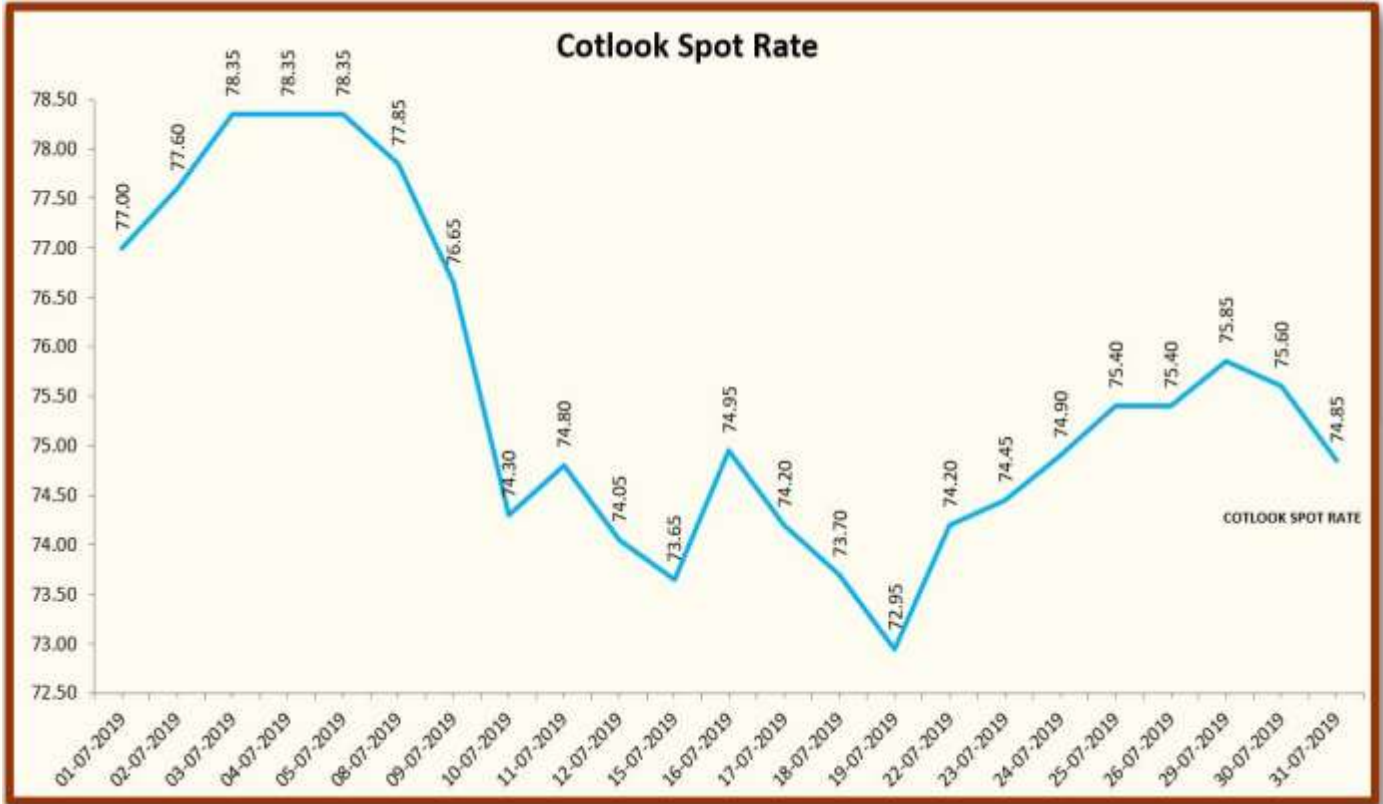
MONTHLY RATE MOVEMENT JUL-2019

Foreign Cotton Indices & Futures			
Date	Cotlook	ICE	
	Spot Rate	Dec-19	Mar-20
01-07-2019	77.00	66.58	67.42
02-07-2019	77.60	67.29	68.10
03-07-2019	78.35	67.25	68.11
04-07-2019	78.35	67.25	68.11
05-07-2019	78.35	66.82	67.82
08-07-2019	77.85	65.64	66.70
09-07-2019	76.65	63.28	64.67
10-07-2019	74.30	63.82	65.06
11-07-2019	74.80	63.08	64.20
12-07-2019	74.05	62.68	63.74
15-07-2019	73.65	63.95	65.00
16-07-2019	74.95	63.06	64.28
17-07-2019	74.20	62.49	63.62
18-07-2019	73.70	61.71	62.88
19-07-2019	72.95	63.07	63.98
22-07-2019	74.20	63.36	64.15
23-07-2019	74.45	63.73	64.52
24-07-2019	74.90	64.32	65.12
25-07-2019	75.40	64.19	65.15
26-07-2019	75.40	64.54	65.46
29-07-2019	75.85	64.21	65.19
30-07-2019	75.60	63.36	64.28
31-07-2019	74.85	63.84	64.68



GUJCOT TRADE ASSOCIATION

MONTHLY RATE MOVEMENT JUL-2019





GUJCOT TRADE ASSOCIATION

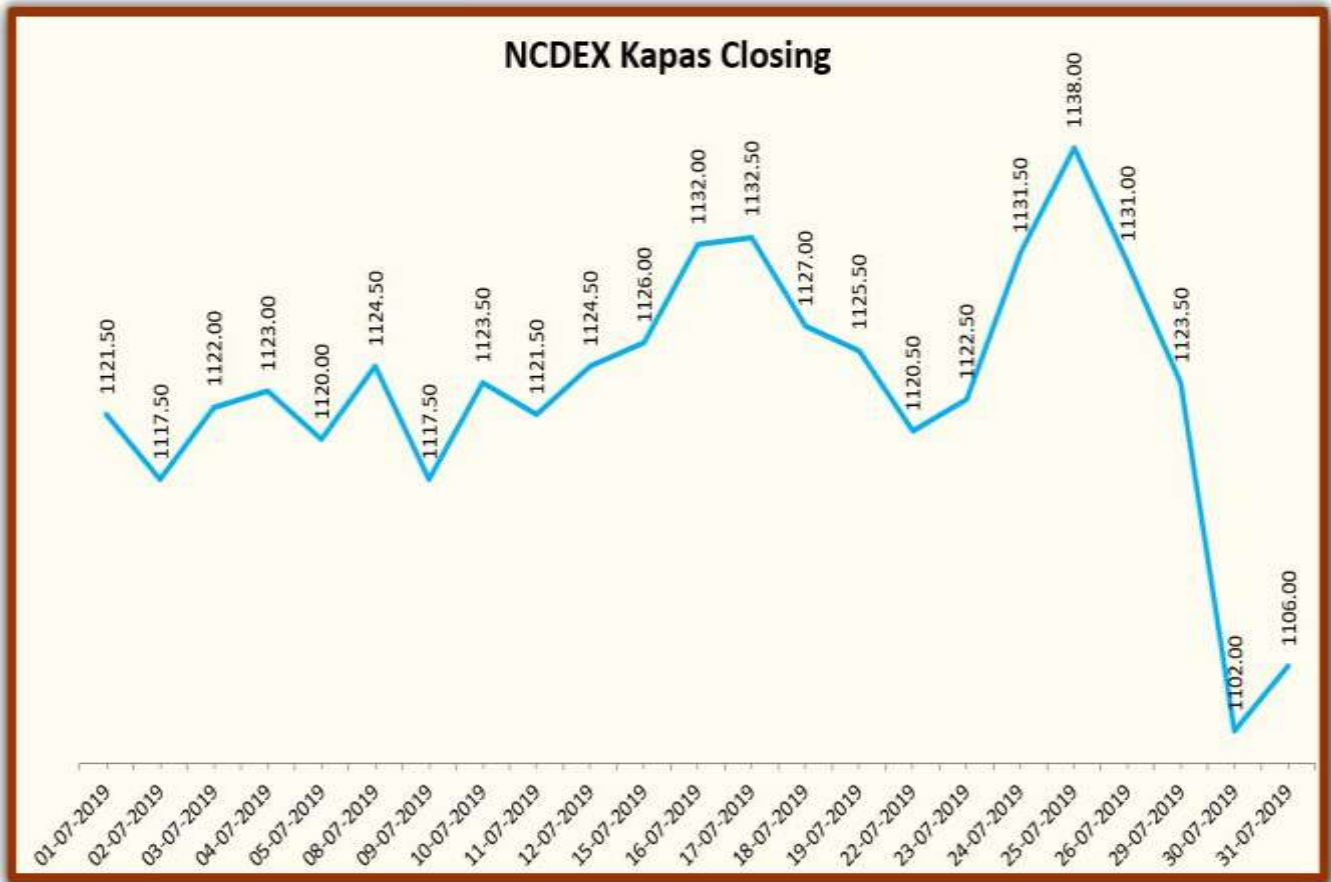
MONTHLY RATE MOVEMENT JUL-2019

Indian Cotton Futures				
Date	NCDEX Kapas	MCX		
	30-Apr-20	Jul-19	Aug-19	Oct-19
01-07-2019	1121.50	21,660	21,420	20,560
02-07-2019	1117.50	21,400	21,130	20,460
03-07-2019	1122.00	21,520	21,180	20,480
04-07-2019	1123.00	21,470	21,180	20,490
05-07-2019	1120.00	21,300	20,830	20,240
08-07-2019	1124.50	21,250	20,820	20,360
09-07-2019	1117.50	21,060	20,470	20,150
10-07-2019	1123.50	21,320	20,700	20,160
11-07-2019	1121.50	21,160	20,560	20,100
12-07-2019	1124.50	21,230	20,670	20,090
15-07-2019	1126.00	21,330	20,710	20,240
16-07-2019	1132.00	21,590	20,930	20,310
17-07-2019	1132.50	21,740	21,040	20,250
18-07-2019	1127.00	21,550	20,980	20,140
19-07-2019	1125.50	21,490	20,980	20,080
22-07-2019	1120.50	21,390	20,870	20,040
23-07-2019	1122.50	21,440	20,940	20,100
24-07-2019	1131.50	21,310	21,120	20,200
25-07-2019	1138.00	21,470	21,230	20,320
26-07-2019	1131.00	21,050	21,110	20,240
29-07-2019	1123.50	20,920	20,860	20,130
30-07-2019	1102.00	20,580	20,660	19,910
31-07-2019	1106.00	21,030	20,750	19,950



GUJCOT TRADE ASSOCIATION

MONTHLY RATE MOVEMENT JUL-2019





GUJCOT TRADE ASSOCIATION

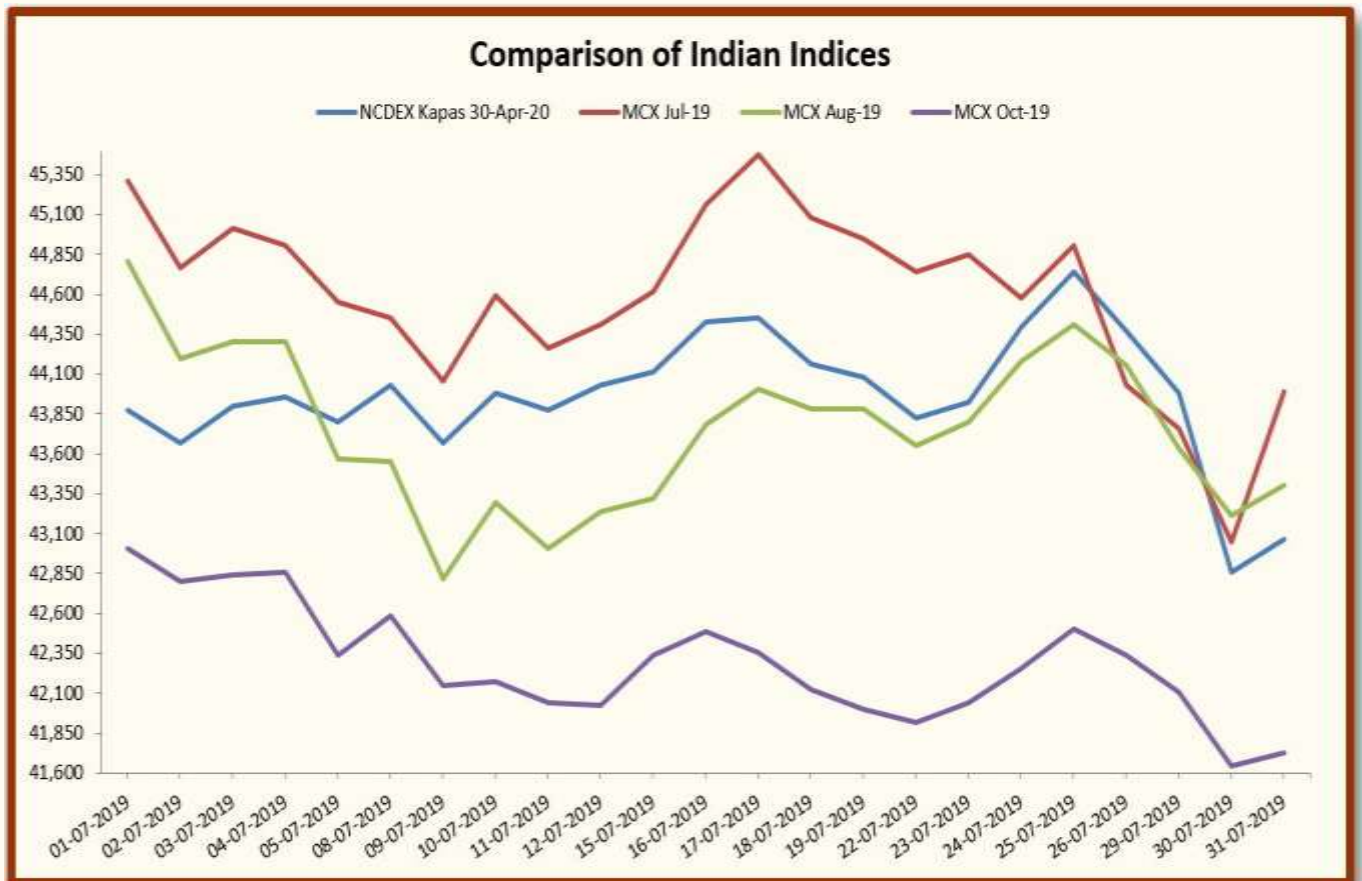
MONTHLY RATE MOVEMENT JUL-2019

Indian Indices in Rs/Candy Rate				
Date	NCDEX Kapas	MCX		
	30-Apr-20	Jul-19	Aug-19	Oct-19
01-07-2019	43,875	45,306	44,804	43,005
02-07-2019	43,666	44,762	44,198	42,796
03-07-2019	43,901	45,013	44,302	42,838
04-07-2019	43,953	44,909	44,302	42,859
05-07-2019	43,796	44,553	43,570	42,336
08-07-2019	44,032	44,449	43,549	42,587
09-07-2019	43,666	44,051	42,817	42,148
10-07-2019	43,979	44,595	43,298	42,169
11-07-2019	43,875	44,260	43,005	42,043
12-07-2019	44,032	44,407	43,235	42,022
15-07-2019	44,110	44,616	43,319	42,336
16-07-2019	44,424	45,160	43,779	42,482
17-07-2019	44,450	45,474	44,009	42,357
18-07-2019	44,162	45,076	43,884	42,127
19-07-2019	44,084	44,951	43,884	42,001
22-07-2019	43,822	44,741	43,654	41,918
23-07-2019	43,927	44,846	43,800	42,043
24-07-2019	44,398	44,574	44,177	42,252
25-07-2019	44,738	44,909	44,407	42,503
26-07-2019	44,372	44,030	44,156	42,336
29-07-2019	43,979	43,758	43,633	42,106
30-07-2019	42,855	43,047	43,215	41,646
31-07-2019	43,064	43,988	43,403	41,729



GUJCOT TRADE ASSOCIATION

MONTHLY RATE MOVEMENT JUL-2019





GUJCOT TRADE ASSOCIATION

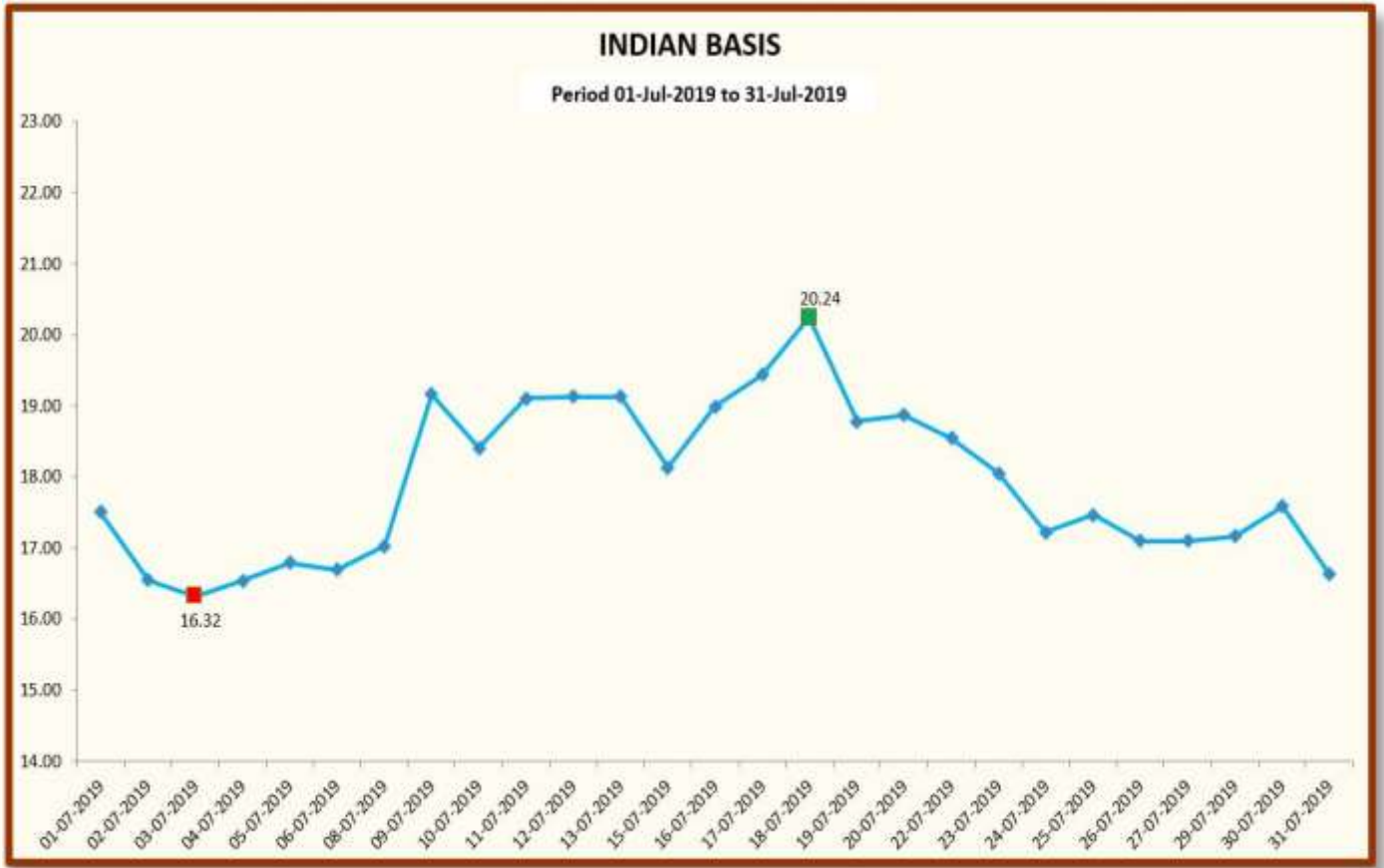
MONTHLY RATE MOVEMENT JUL-2019

INDIAN BASIS					
DATE	29 MM	USD-INR	Cents/lb	ICE DEC	BASIS
01-07-2019	45,450	68.94	84.09	66.58	17.51
02-07-2019	45,300	68.92	83.84	67.29	16.55
03-07-2019	45,150	68.91	83.57	67.25	16.32
04-07-2019	45,000	68.50	83.79	67.25	16.54
05-07-2019	44,850	68.42	83.61	66.82	16.79
06-07-2019	44,800	68.42	83.52	66.82	16.70
08-07-2019	44,500	68.66	82.67	65.64	17.03
09-07-2019	44,300	68.54	82.44	63.28	19.16
10-07-2019	44,200	68.56	82.23	63.82	18.41
11-07-2019	44,100	68.44	82.19	63.08	19.11
12-07-2019	44,050	68.68	81.81	62.68	19.13
13-07-2019	44,050	68.68	81.81	62.68	19.13
15-07-2019	44,100	68.53	82.08	63.95	18.13
16-07-2019	44,200	68.71	82.05	63.06	18.99
17-07-2019	44,200	68.81	81.93	62.49	19.44
18-07-2019	44,300	68.95	81.95	61.71	20.24
19-07-2019	44,150	68.80	81.85	63.07	18.78
20-07-2019	44,200	68.80	81.94	63.07	18.87
22-07-2019	44,250	68.91	81.91	63.36	18.55
23-07-2019	44,200	68.94	81.78	63.73	18.05
24-07-2019	44,100	68.98	81.55	64.32	17.23
25-07-2019	44,200	69.04	81.66	64.19	17.47
26-07-2019	44,100	68.90	81.64	64.54	17.10
27-07-2019	44,100	68.90	81.64	64.54	17.10
29-07-2019	43,850	68.73	81.38	64.21	17.17
30-07-2019	43,700	68.86	80.95	63.36	17.59
31-07-2019	43,400	68.79	80.47	63.84	16.63



GUJCOT TRADE ASSOCIATION

MONTHLY RATE MOVEMENT JUL-2019



Team Gujcot thanks the Broker Panel

Shri Sujalbhaj, Shri Pravinbhaj, Shri Sandipbhaj, Shri Ananbhaj, Shri Ajaybhaj, Shri Jatinbhaj, Shri Manishbhaj, Shri Anilbhaj, Shri Niravbhaj and Shri Mukeshbhaj Purohit.

Report Sponsors:

[Click on Sponsor's Logo to visit Sponsor's Website](#)

LDC. Louis Dreyfus Company



For, Gujcot Trade Association

Akash Shah

[President]

For, Gujcot Trade Association

Ajay Shah

[Secretary]