



# GUJCOT TRADE ASSOCIATION

MONTHLY RATE MOVEMENT JUN-2019

**Dear All Cotton Friends,**

In our mission to give Daily Spot Rate Team Gujcot is getting valuable support from Gujcot broker's panel. We appreciated their humble service to the trade. Gujcot Team is giving daily closing of Indian and foreign futures rates.

In this report we have provided Following Rates during the month.

- Daily Physical Spot Rate
- MCX Cotton Daily Closing Rate
- USD-INR Exchange Rate Closing
- Cotlook Index
- ICE Future Closing
- NCDEX Kapas Rate
- MCX Future Closing
- NCDEX and MCX converted into Rs. Candy Rate

We hope it will be useful to all the stake holders of Textile Value Chain.



# GUJCOT TRADE ASSOCIATION

MONTHLY RATE MOVEMENT JUN-2019

## Conclusion

- Month of June started with slightly higher rate but remained in very narrow range. Gujcot physical 29 mm Rate remained in tight range of 45,500 to 45,700 most of the time during this month.
- MCX Spot Rate also remained in very tight range of 21,800 to 22,000.
- USD-INR exchange rate also remained in very narrow range from 69.02 to 69.90 during the month.
- So, overall June month was stable and without much volatility.
- NY July remained in down trend from 69.42 to 61.19 and settled last near 63.15 but now front month is December which remained in narrow range between 65.04 to 67.97.
- During this month main surprising area was MCX June future. All three June, July and August month futures fall flat on from 19<sup>th</sup> to the end of July expiry. June future expired in negative carry with whole certified stock was delivered to buyers.
- Hedgers without demat stock has to pay penalty for their unawareness regarding open interest.
- During this month arrivals was very slow. All India arrivals was 15,000 to 20,000 bales at the start of the month and 5,000 to 7,000 bales at the end of the month. Gujarat arrivals was 5,000 to 6,000 bales at the start of the month and 2,500 to 3,000 bales at the end of the month.
- The reason of low volatility and thin volume was, ginner and suppliers were waiting for monsoon rain to recover weight loss. While buyers were waiting for demand in yarn. Indian basis with ICE December is too high between 16.5 to 18.8 so cotton export is on the hold and very few bargains were reported for Bangladesh. Indian mills continued import booking during this month.
- More arrival of imported cotton and sentiment to sell after monsoon rain can give some down ward tendency in the market in next month. While positive trade talk between china and US can trigger some short covering rally. **wait and see.**



# GUJCOT TRADE ASSOCIATION

MONTHLY RATE MOVEMENT JUN-2019

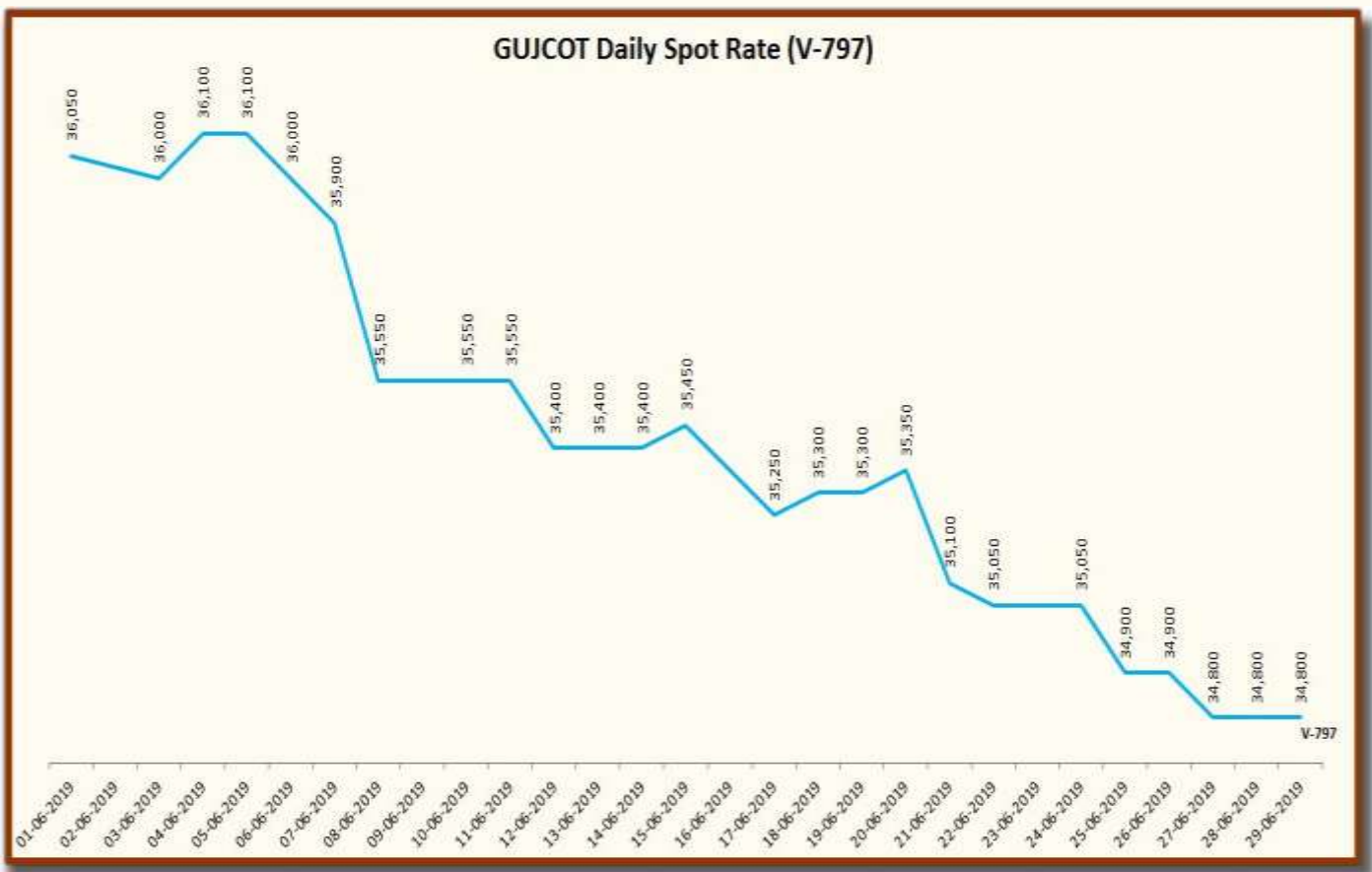
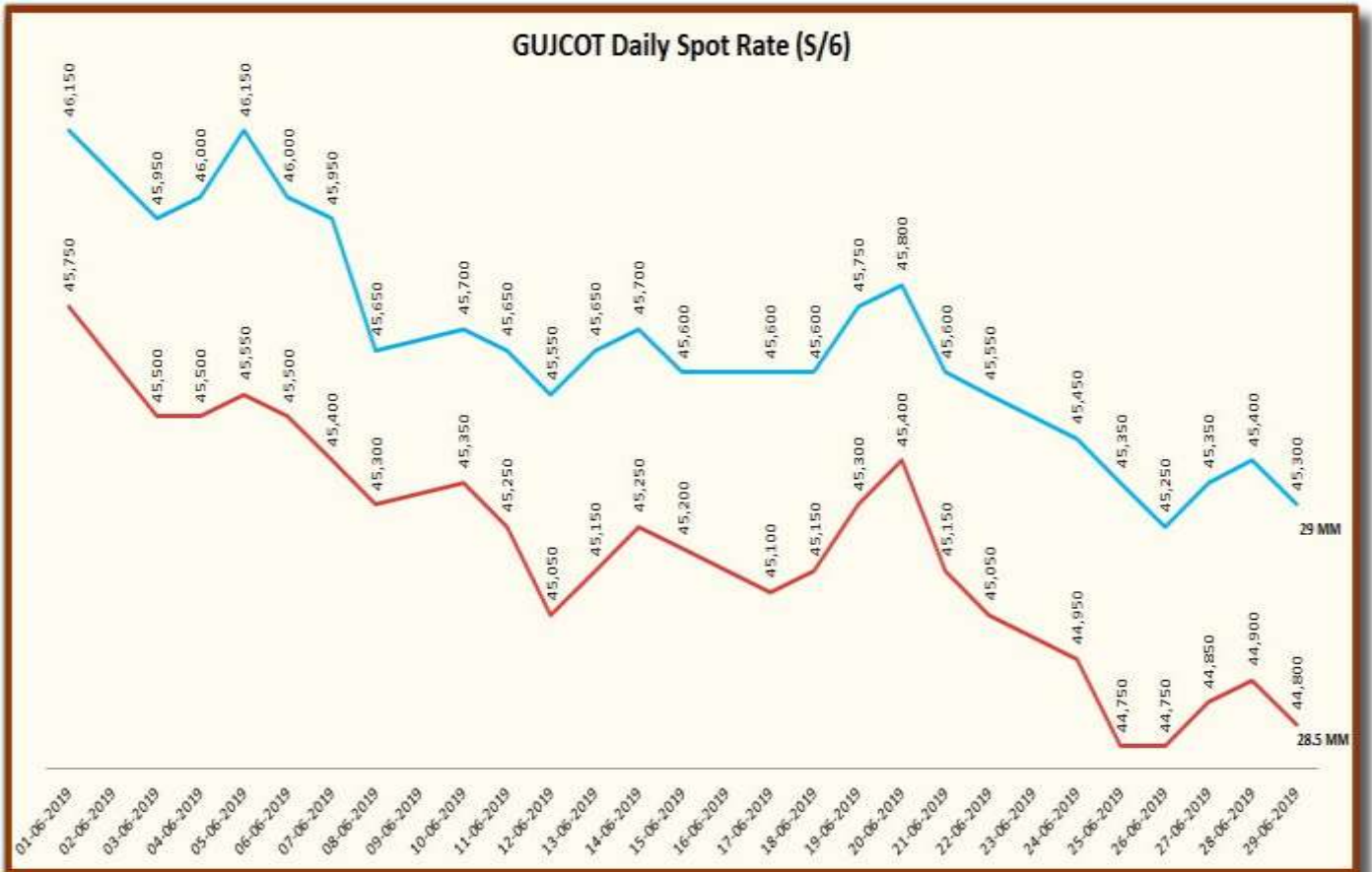
Monthly - Average Spot Rate					
Variety	Staple Length	Mic.	Price Range		Average Of 25 Days
			Low	High	
Shankar 6	29	3.8	45,250	46,150	45,668
Shankar 6	28.5	3.7	44,750	45,750	45,196
Shankar 6	28	3.6	No Quote	No Quote	No Quote
Shankar 6	27	3.2	No Quote	No Quote	No Quote
Shankar 6	26	3.0	No Quote	No Quote	No Quote
V-797	13% Trash		34,800	36,100	35,402
<b>MCX Spot Rate</b>			21,760	22,360	22,014
<b>USD Exchange Rate</b>			69.02	69.90	69.44

Gujarat Spot Rate					
Date	29-3.8	28.5-3.7	V-797	MCX Spot Rate	USD-INR Exchange Rate
01-06-2019	46,150	45,750	36,050	22,360	69.68
03-06-2019	45,950	45,500	36,000	22,140	69.25
04-06-2019	46,000	45,500	36,100	22,020	69.25
05-06-2019	46,150	45,550	36,100	22,020	69.25
06-06-2019	46,000	45,500	36,000	22,200	69.26
07-06-2019	45,950	45,400	35,900	22,070	69.47
08-06-2019	45,650	45,300	35,550	22,070	69.47
10-06-2019	45,700	45,350	35,550	21,980	69.65
11-06-2019	45,650	45,250	35,550	22,030	69.44
12-06-2019	45,550	45,050	35,400	21,990	69.34
13-06-2019	45,650	45,150	35,400	22,040	69.51
14-06-2019	45,700	45,250	35,400	22,020	69.80
15-06-2019	45,600	45,200	35,450	22,020	69.80
17-06-2019	45,600	45,100	35,250	22,050	69.90
18-06-2019	45,600	45,150	35,300	22,030	69.70
19-06-2019	45,750	45,300	35,300	22,080	69.68
20-06-2019	45,800	45,400	35,350	22,120	69.44
21-06-2019	45,600	45,150	35,100	22,000	69.55
22-06-2019	45,550	45,050	35,050	22,000	69.55
24-06-2019	45,450	44,950	35,050	21,950	69.35
25-06-2019	45,350	44,750	34,900	21,920	69.34
26-06-2019	45,250	44,750	34,900	21,900	69.15
27-06-2019	45,350	44,850	34,800	21,820	69.06
28-06-2019	45,400	44,900	34,800	21,760	69.02
29-06-2019	45,300	44,800	34,800	21,760	69.02



# GUJCOT TRADE ASSOCIATION

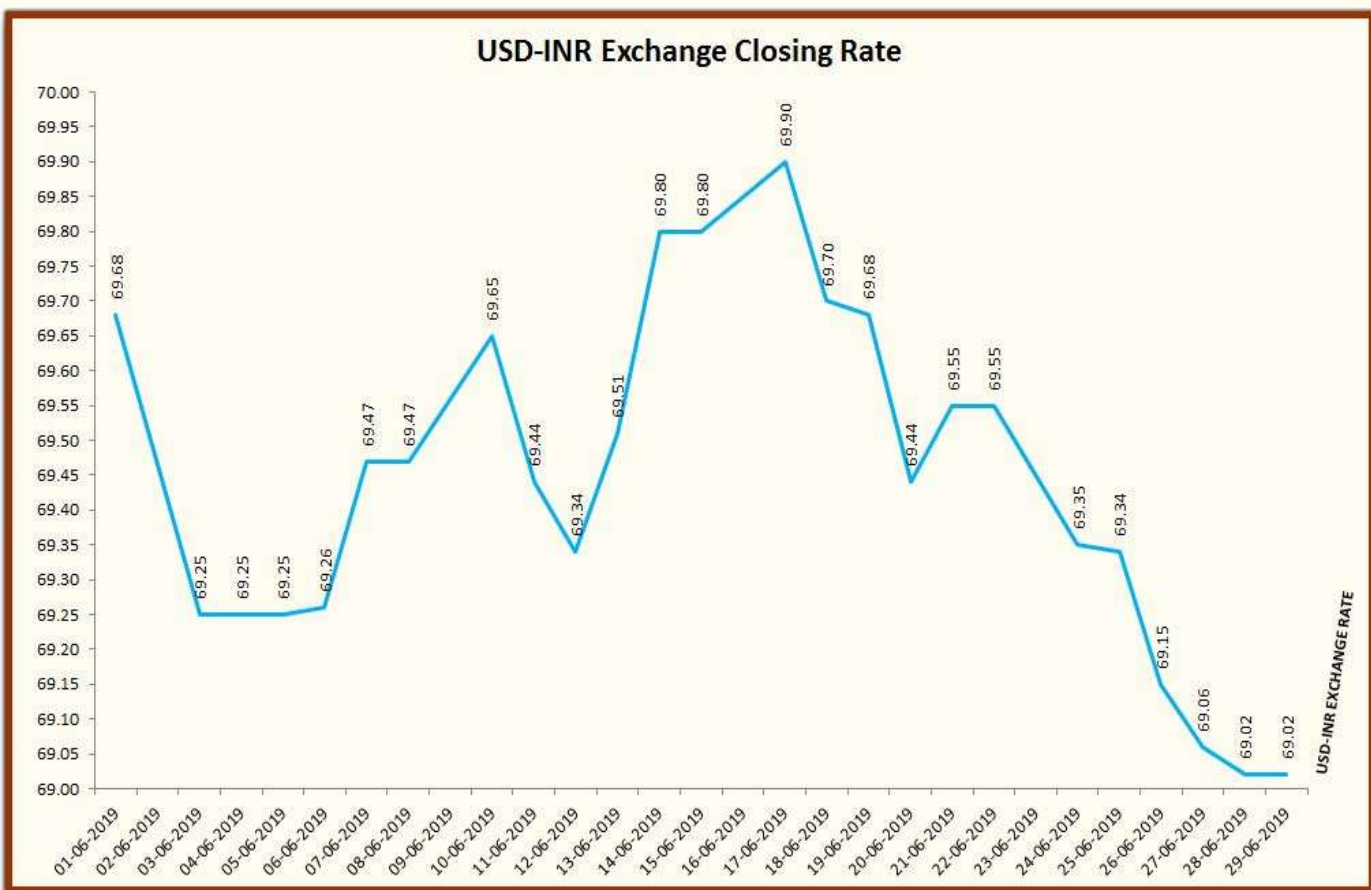
MONTHLY RATE MOVEMENT JUN-2019





# GUJCOT TRADE ASSOCIATION

MONTHLY RATE MOVEMENT JUN-2019





# GUJCOT TRADE ASSOCIATION

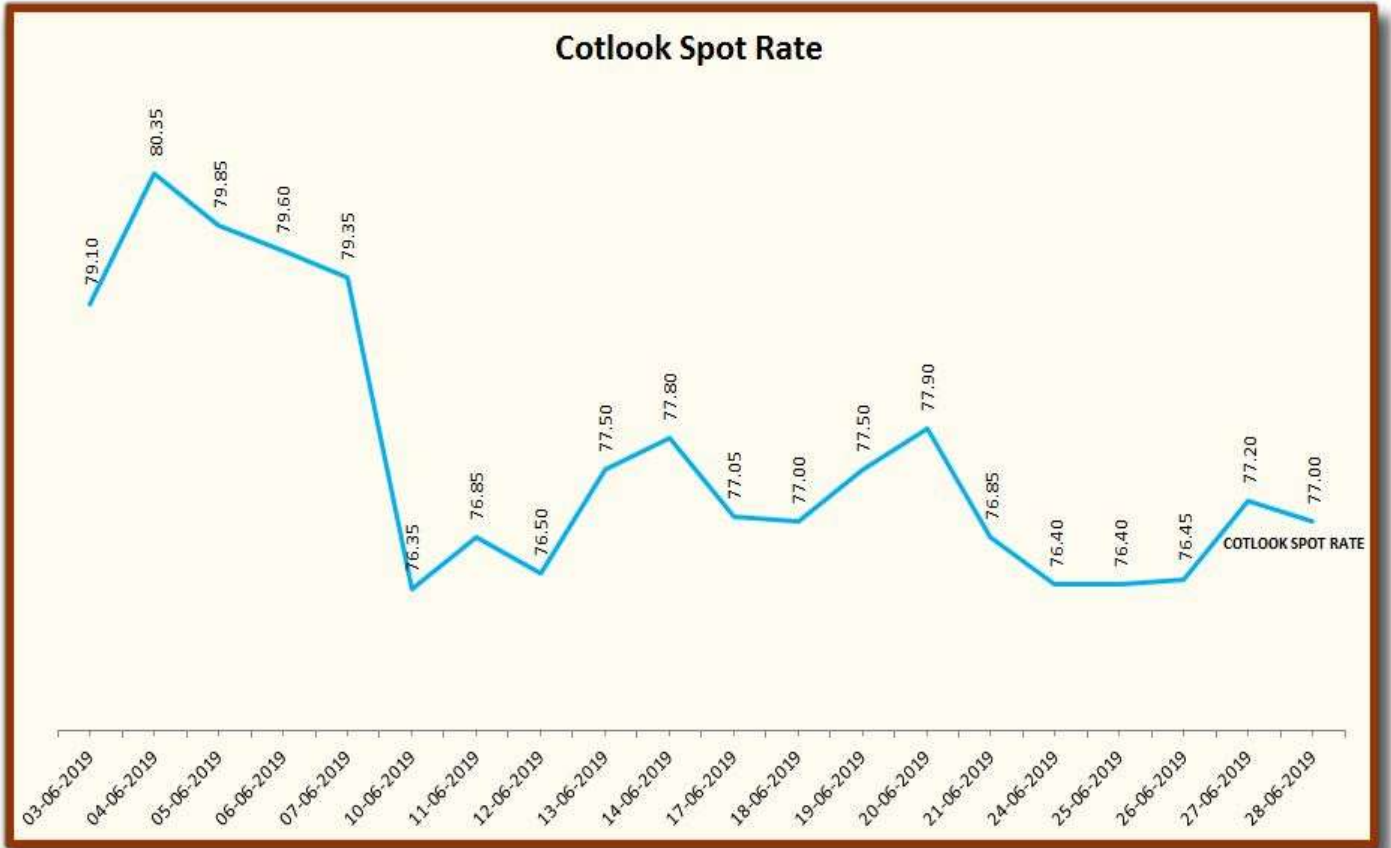
MONTHLY RATE MOVEMENT JUN-2019

Foreign Cotton Indices & Futures			
Date	Cotlook	ICE	
	Spot Rate	Jul-19	Dec-19
03-06-2019	79.10	69.42	67.97
04-06-2019	80.35	68.97	67.20
05-06-2019	79.85	68.74	66.81
06-06-2019	79.60	68.59	66.67
07-06-2019	79.35	65.59	65.51
10-06-2019	76.35	65.99	65.57
11-06-2019	76.85	65.65	65.04
12-06-2019	76.50	66.57	65.88
13-06-2019	77.50	66.83	66.43
14-06-2019	77.80	65.94	65.75
17-06-2019	77.05	65.63	66.42
18-06-2019	77.00	65.32	66.82
19-06-2019	77.50	65.38	67.16
20-06-2019	77.90	63.21	65.96
21-06-2019	76.85	61.19	65.56
24-06-2019	76.40	62.30	65.69
25-06-2019	76.40	62.20	65.72
26-06-2019	76.45	63.49	66.39
27-06-2019	77.20	62.99	66.09
28-06-2019	77.00	63.15	66.08



# GUJCOT TRADE ASSOCIATION

MONTHLY RATE MOVEMENT JUN-2019





# GUJCOT TRADE ASSOCIATION

MONTHLY RATE MOVEMENT JUN-2019

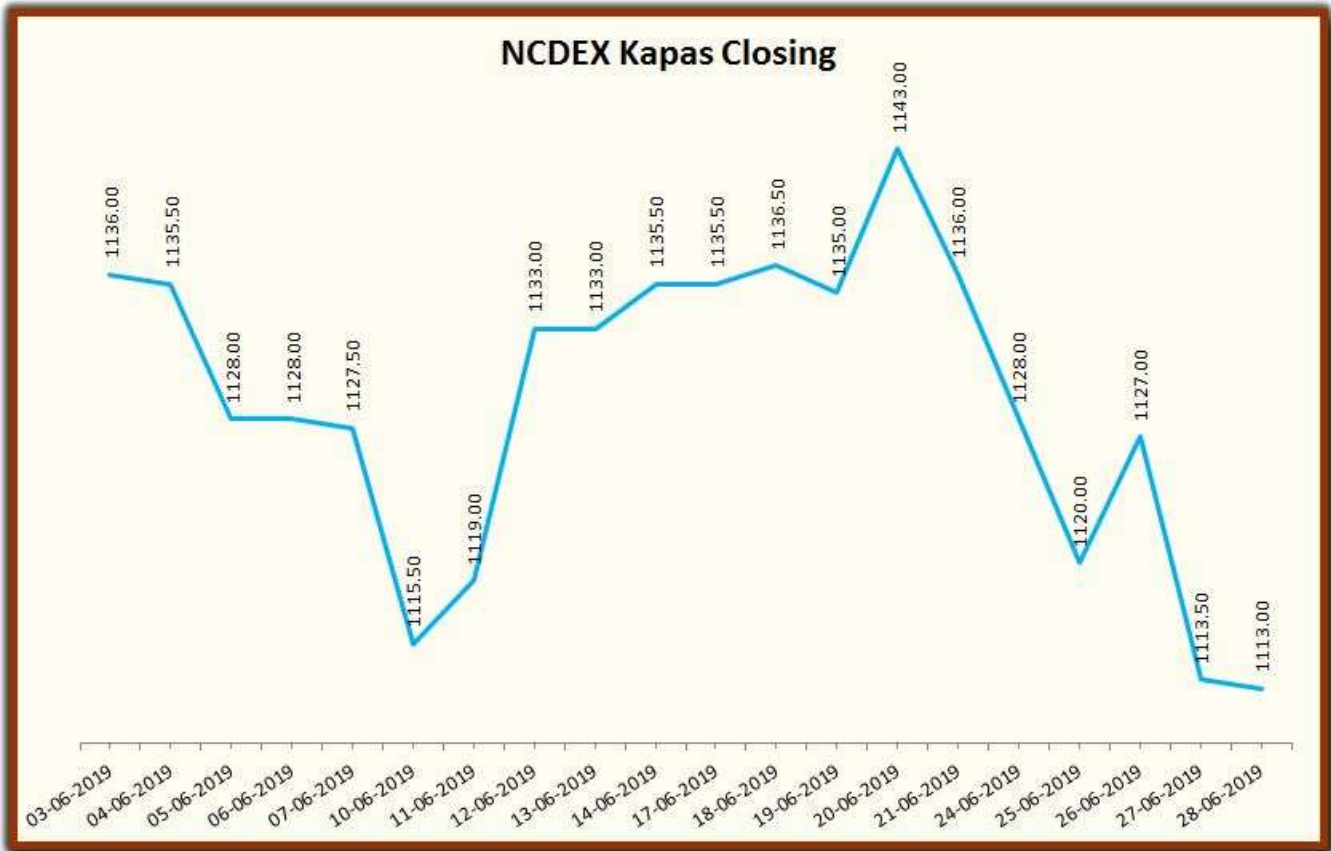
Indian Cotton Futures				
Date	NCDEX Kapas	MCX		
	30-Apr-20	Jun-19	Jul-19	Aug-19
03-06-2019	1136.00	21,960	22,070	21,990
04-06-2019	1135.50	21,970	22,120	22,180
05-06-2019	1128.00	21,890	22,060	22,140
06-06-2019	1128.00	21,600	21,740	21,790
07-06-2019	1127.50	21,280	21,410	21,490
10-06-2019	1115.50	21,180	21,320	21,240
11-06-2019	1119.00	21,200	21,320	21,320
12-06-2019	1133.00	21,450	21,570	21,560
13-06-2019	1133.00	21,500	21,610	21,630
14-06-2019	1135.50	21,540	21,660	21,660
17-06-2019	1135.50	21,690	21,770	21,750
18-06-2019	1136.50	21,890	21,960	21,970
19-06-2019	1135.00	21,880	21,890	21,900
20-06-2019	1143.00	22,100	21,690	21,670
21-06-2019	1136.00	22,100	21,620	21,600
24-06-2019	1128.00	22,020	21,500	21,370
25-06-2019	1120.00	21,980	21,380	21,190
26-06-2019	1127.00	22,320	21,720	21,450
27-06-2019	1113.50	22,150	21,500	21,180
28-06-2019	1113.00	21,830	21,540	21,320





# GUJCOT TRADE ASSOCIATION

MONTHLY RATE MOVEMENT JUN-2019





# GUJCOT TRADE ASSOCIATION

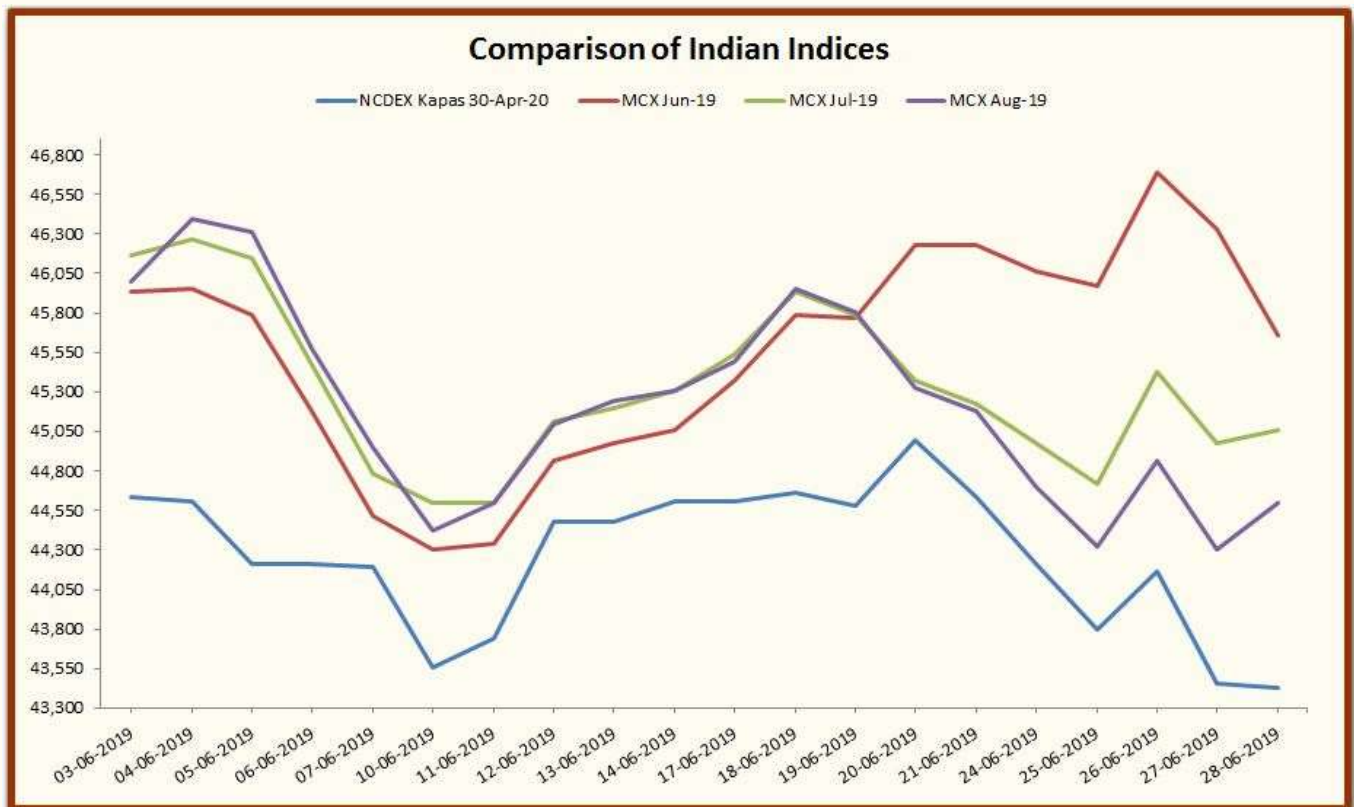
MONTHLY RATE MOVEMENT JUN-2019

Indian Indices in Rs/Candy Rate				
Date	NCDEX Kapas	MCX		
	30-Apr-20	Jun-19	Jul-19	Aug-19
03-06-2019	44,633	45,934	46,164	45,996
04-06-2019	44,607	45,955	46,268	46,394
05-06-2019	44,215	45,787	46,143	46,310
06-06-2019	44,215	45,181	45,474	45,578
07-06-2019	44,189	44,511	44,783	44,951
10-06-2019	43,561	44,302	44,595	44,428
11-06-2019	43,744	44,344	44,595	44,595
12-06-2019	44,476	44,867	45,118	45,097
13-06-2019	44,476	44,972	45,202	45,243
14-06-2019	44,607	45,055	45,306	45,306
17-06-2019	44,607	45,369	45,536	45,494
18-06-2019	44,659	45,787	45,934	45,955
19-06-2019	44,581	45,766	45,787	45,808
20-06-2019	44,999	46,227	45,369	45,327
21-06-2019	44,633	46,227	45,223	45,181
24-06-2019	44,215	46,059	44,972	44,700
25-06-2019	43,796	45,976	44,721	44,323
26-06-2019	44,162	46,687	45,432	44,867
27-06-2019	43,456	46,331	44,972	44,302
28-06-2019	43,430	45,662	45,055	44,595



# GUJCOT TRADE ASSOCIATION

## MONTHLY RATE MOVEMENT JUN-2019





# GUJCOT TRADE ASSOCIATION

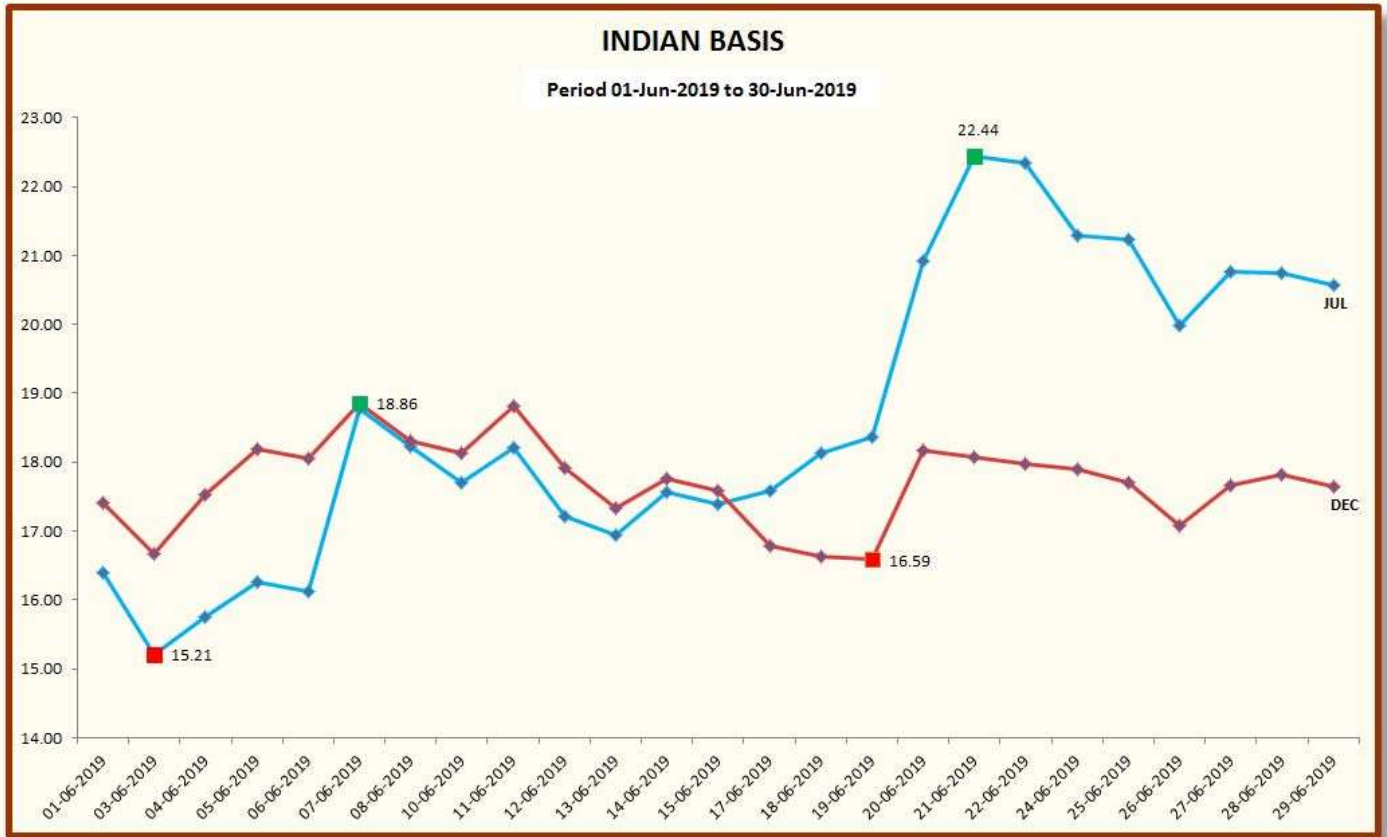
## MONTHLY RATE MOVEMENT JUN-2019

INDIAN BASIS							
DATE	29 MM	USD-INR	Cents/lb	ICE JUL	JUL BASIS	ICE DEC	DEC BASIS
01-06-2019	46,150	69.68	84.48	68.08	16.40	67.07	17.41
03-06-2019	45,950	69.25	84.63	69.42	15.21	67.97	16.66
04-06-2019	46,000	69.25	84.73	68.97	15.76	67.20	17.53
05-06-2019	46,150	69.25	85.00	68.74	16.26	66.81	18.19
06-06-2019	46,000	69.26	84.71	68.59	16.12	66.67	18.04
07-06-2019	45,950	69.47	84.37	65.59	18.78	65.51	18.86
08-06-2019	45,650	69.47	83.82	65.59	18.23	65.51	18.31
10-06-2019	45,700	69.65	83.69	65.99	17.70	65.57	18.12
11-06-2019	45,650	69.44	83.85	65.65	18.20	65.04	18.81
12-06-2019	45,550	69.34	83.79	66.57	17.22	65.88	17.91
13-06-2019	45,650	69.51	83.77	66.83	16.94	66.43	17.34
14-06-2019	45,700	69.80	83.51	65.94	17.57	65.75	17.76
15-06-2019	45,600	69.80	83.33	65.94	17.39	65.75	17.58
17-06-2019	45,600	69.90	83.21	65.63	17.58	66.42	16.79
18-06-2019	45,600	69.70	83.45	65.32	18.13	66.82	16.63
19-06-2019	45,750	69.68	83.75	65.38	18.37	67.16	16.59
20-06-2019	45,800	69.44	84.13	63.21	20.92	65.96	18.17
21-06-2019	45,600	69.55	83.63	61.19	22.44	65.56	18.07
22-06-2019	45,550	69.55	83.54	61.19	22.35	65.56	17.98
24-06-2019	45,450	69.35	83.59	62.30	21.29	65.69	17.90
25-06-2019	45,350	69.34	83.42	62.20	21.22	65.72	17.70
26-06-2019	45,250	69.15	83.47	63.49	19.98	66.39	17.08
27-06-2019	45,350	69.06	83.76	62.99	20.77	66.09	17.67
28-06-2019	45,400	69.02	83.90	63.15	20.75	66.08	17.82
29-06-2019	45,300	69.02	83.72	63.15	20.57	66.08	17.64



# GUJCOT TRADE ASSOCIATION

MONTHLY RATE MOVEMENT JUN-2019



Team Gujcot thanks the Broker Panel

Shri Sujalbhay, Shri Pravinbhay, Shri Sandipbhay, Shri Ananbhay, Shri Ajaybhay, Shri Jatinbhay, Shri Manishbhay, Shri Anilbhay, Shri Niravbhay and Shri Mukeshbhay Purohit.

Report Sponsors:

[Click on Sponsor's Logo to visit Sponsor's Website](#)

 **Louis Dreyfus Company**



**Jaydeep Cotton Fibres Pvt. Ltd**



**glossy**  
C O T E X

For, Gujcot Trade Association

Akash Shah

[President]

For, Gujcot Trade Association

Ajay Shah

[Secretary]