



# GUJCOT TRADE ASSOCIATION

MONTHLY RATE MOVEMENT    SEP-2019

**Dear All Cotton Friends,**

In our mission to give Daily Spot Rate Team Gujcot is getting valuable support from Gujcot broker's panel. We appreciated their humble service to the trade. Gujcot Team is giving daily closing of Indian and foreign futures rates.

In this report we have provided Following Rates during the month.

- Daily Physical Spot Rate
- MCX Cotton Daily Closing Rate
- USD-INR Exchange Rate Closing
- Cotlook Index
- ICE Future Closing
- NCDEX Kapas Rate
- MCX Future Closing
- NCDEX and MCX converted into Rs. Candy Rate

We hope it will be useful to all the stake holders of Textile Value Chain.



# GUJCOT TRADE ASSOCIATION

MONTHLY RATE MOVEMENT SEP-2019

## Conclusion

- ICE December made it's seasonal low below 58 cents, recovered to 63 cents and managed to stand over 60 cents mark at the close with gain of 200 points monthly gain
- Few positive news on US-China Trade dispute front supported NY futures during this month.
- Indian physical spot rate remained in pressure with increasing arrival in north India. After posting low of 40,900, it rebounded with fresh round of rainfall which disrupted arrivals.
- Indian futures also remained in selling pressure during the month and posted loss of 300 Rs/bale for MCX October future during the month.
- Rupee got stronger M/M after depreciating to 72.40 to support basis.
- Indian basis are declining but still too high to export Indian cotton.



# GUJCOT TRADE ASSOCIATION

MONTHLY RATE MOVEMENT SEP-2019

## Gujarat Spot Rate Changes

Variety	Staple Length	Mic.	30-09-2019	29-09-2018	31-08-2019	Change		Change (in Per.)	
						Y/Y	M/M	Y/Y	M/M
Shankar 6	29 MM	3.8	41,650	46,400	42,150	-4,750	-500	-10.24%	-1.19%
Shankar 6	28.5 MM	3.6	41,200	45,250	41,650	-4,050	-450	-8.95%	-1.08%
V-797	13 % Trash		32,600	32,700	32,900	-100	-300	-0.31%	-0.91%
MCX Spot Rate			19,910	22,050	20,400	-2,140	-490	-9.71%	-2.40%
USD-INR Exchange			70.87	72.48	71.40	-1.61	-0.53	-2.22%	-0.74%

## Monthly - Average Spot Rate

Variety	Staple Length	Mic.	Price Range		Average Of 25 Days
			Low	High	
Shankar 6	29	3.8	40,900	42,000	41,568
Shankar 6	28.5	3.7	40,650	41,650	41,156
Shankar 6	28	3.6	No Quote	No Quote	No Quote
Shankar 6	27	3.2	No Quote	No Quote	No Quote
Shankar 6	26	3.0	No Quote	No Quote	No Quote
V-797	13% Trash		32,300	33,850	32,540
<b>MCX Spot Rate</b>			19,660	20,400	20,004
<b>USD Exchange Rate</b>			70.56	72.40	71.31



# GUJCOT TRADE ASSOCIATION

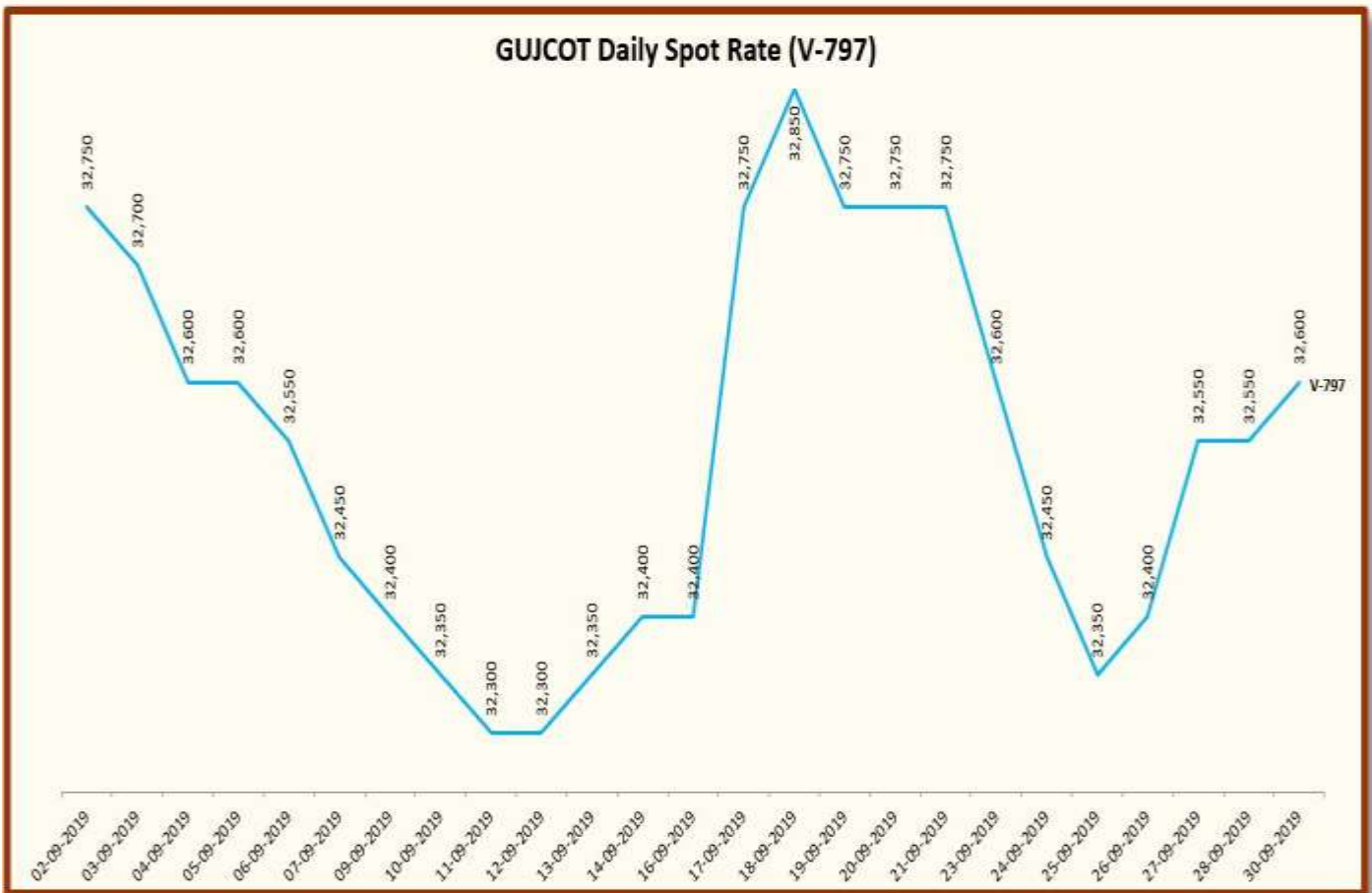
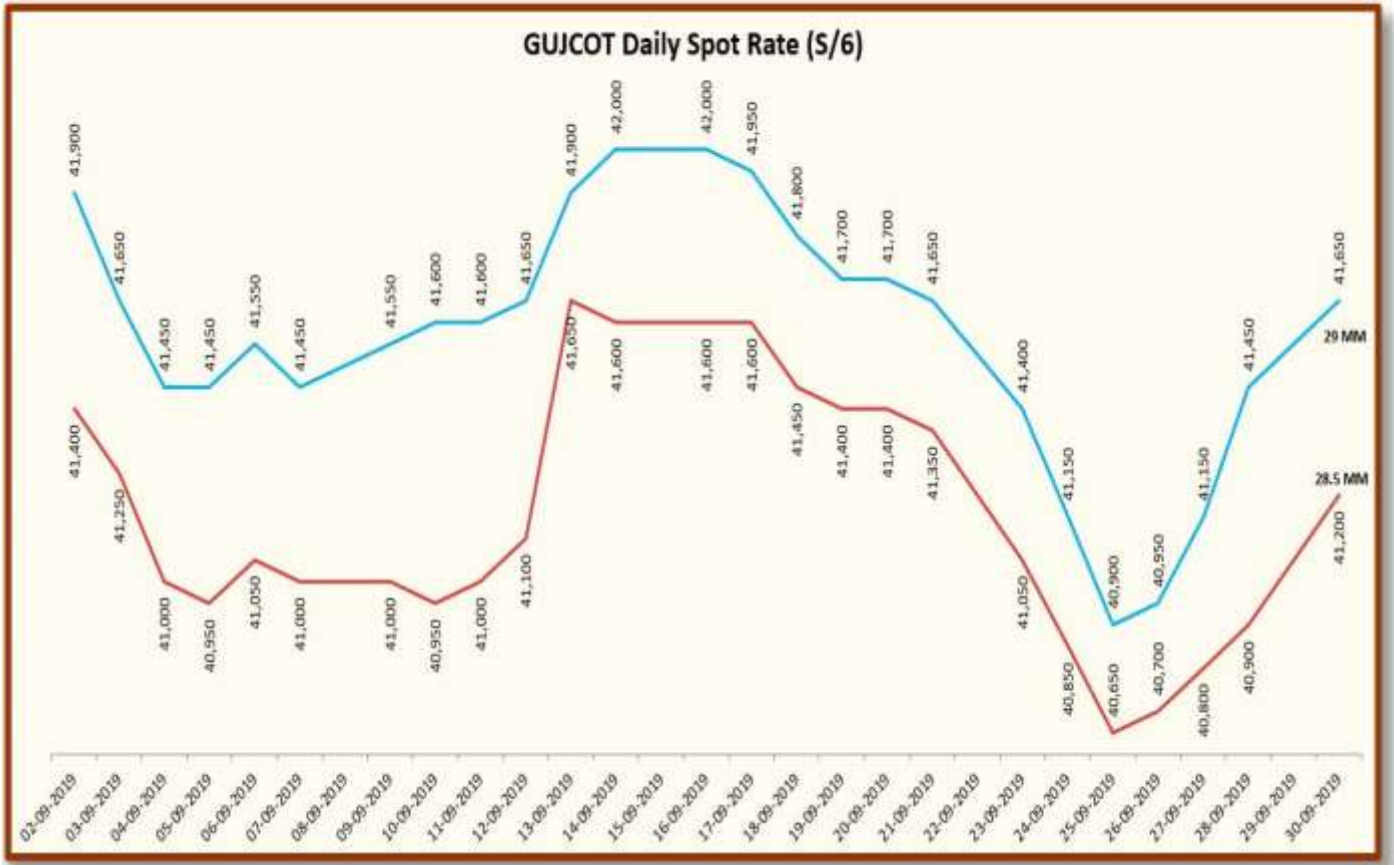
MONTHLY RATE MOVEMENT SEP-2019

Gujarat Spot Rate					
Date	29-3.8	28.5-3.7	V-797	MCX Spot Rate	USD-INR Exchange Rate
02-09-2019	41,900	41,400	32,750	20,400	71.40
03-09-2019	41,650	41,250	32,700	20,130	72.40
04-09-2019	41,450	41,000	32,600	20,080	72.12
05-09-2019	41,450	40,950	32,600	20,000	71.84
06-09-2019	41,550	41,050	32,550	20,010	71.72
07-09-2019	41,450	41,000	32,450	20,010	71.72
09-09-2019	41,550	41,000	32,400	19,850	71.70
10-09-2019	41,600	40,950	32,350	19,850	71.70
11-09-2019	41,600	41,000	32,300	19,970	71.65
12-09-2019	41,650	41,100	32,300	20,030	71.13
13-09-2019	41,900	41,650	32,350	20,120	70.91
14-09-2019	42,000	41,600	32,400	20,120	70.91
16-09-2019	42,000	41,600	32,400	20,170	71.59
17-09-2019	41,950	41,600	32,750	20,240	71.78
18-09-2019	41,800	41,450	32,850	20,200	71.23
19-09-2019	41,700	41,400	32,750	20,160	71.32
20-09-2019	41,700	41,400	32,750	20,040	70.94
21-09-2019	41,650	41,350	32,750	20,040	70.94
23-09-2019	41,400	41,050	32,600	20,000	70.93
24-09-2019	41,150	40,850	32,450	19,910	71.00
25-09-2019	40,900	40,650	32,350	19,790	71.03
26-09-2019	40,950	40,700	32,400	19,750	70.88
27-09-2019	41,150	40,800	32,550	19,660	70.56
28-09-2019	41,450	40,900	32,550	19,660	70.56
30-09-2019	41,650	41,200	32,600	19,910	70.87



# GUJCOT TRADE ASSOCIATION

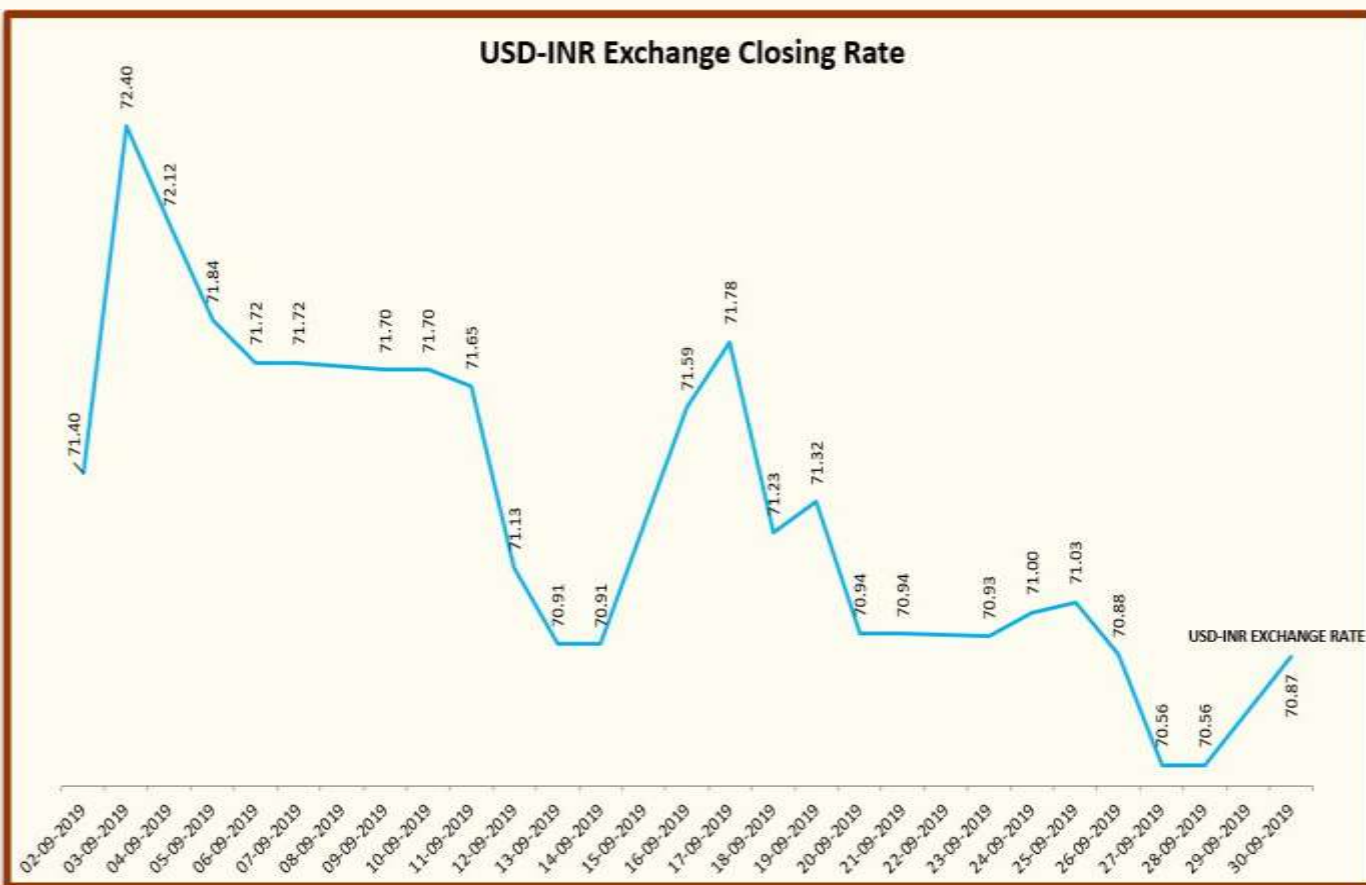
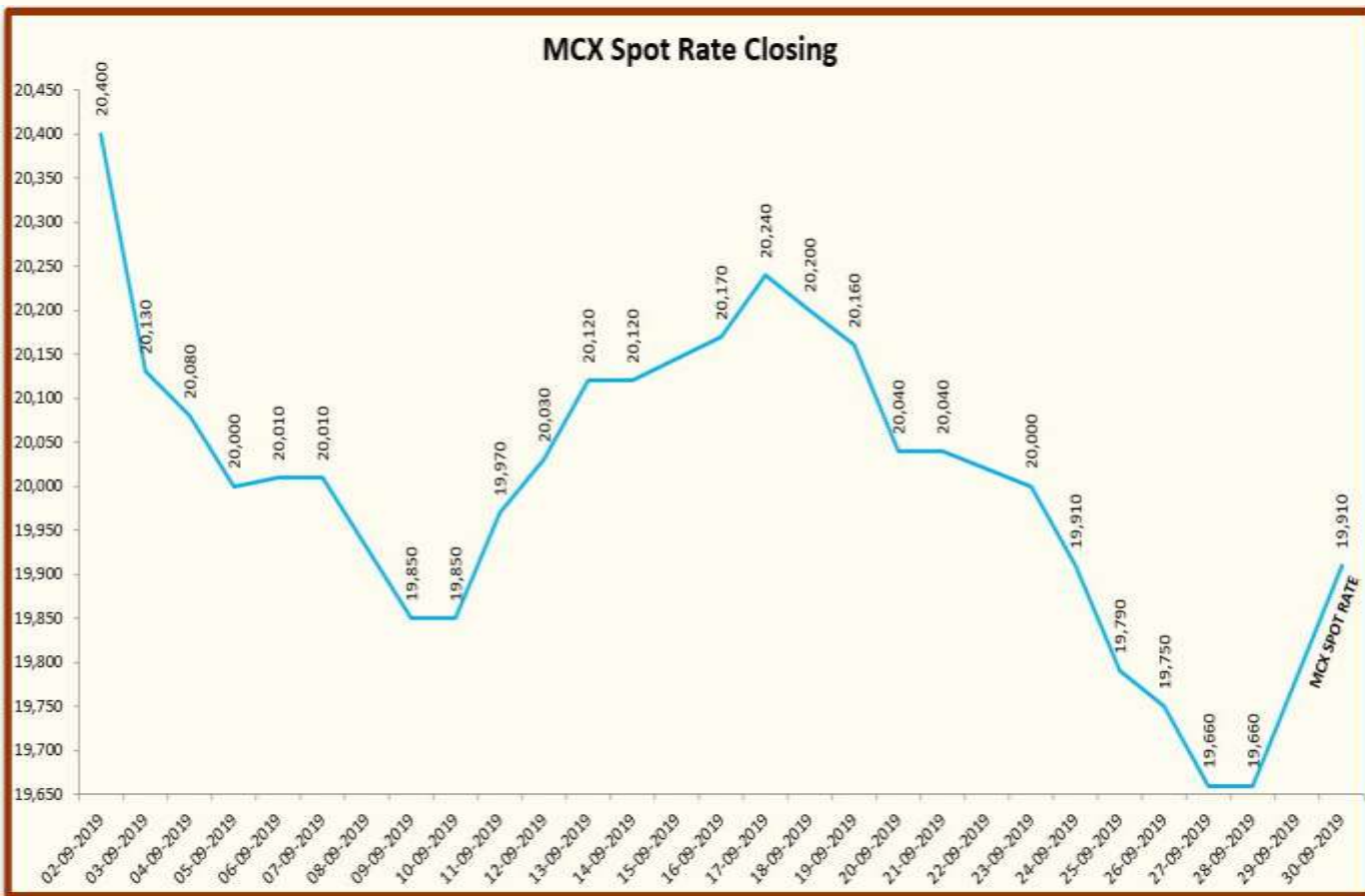
MONTHLY RATE MOVEMENT SEP-2019





# GUJCOT TRADE ASSOCIATION

MONTHLY RATE MOVEMENT SEP-2019





# GUJCOT TRADE ASSOCIATION

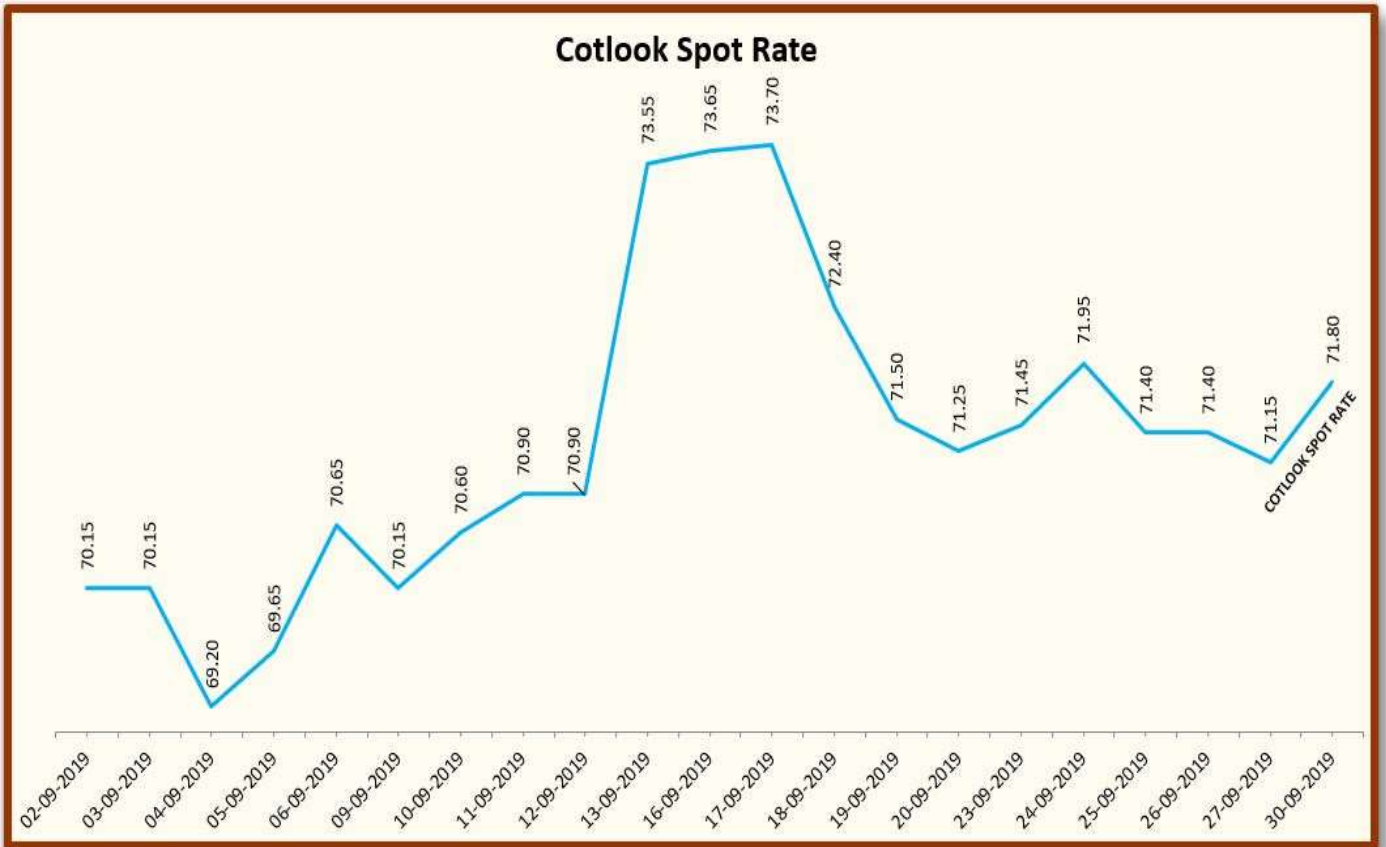
MONTHLY RATE MOVEMENT SEP-2019

Foreign Cotton Indices & Futures			
Date	Cotlook	ICE	
	Spot Rate	Dec-19	Mar-20
02-09-2019	70.15	58.83	59.44
03-09-2019	70.15	57.86	58.56
04-09-2019	69.20	58.21	58.83
05-09-2019	69.65	59.12	59.82
06-09-2019	70.65	58.58	59.31
09-09-2019	70.15	58.98	59.59
10-09-2019	70.60	59.34	59.99
11-09-2019	70.90	59.37	60.06
12-09-2019	70.90	62.21	62.58
13-09-2019	73.55	62.28	62.78
16-09-2019	73.65	62.59	62.96
17-09-2019	73.70	61.38	61.86
18-09-2019	72.40	60.50	61.22
19-09-2019	71.50	60.33	61.06
20-09-2019	71.25	60.52	61.17
23-09-2019	71.45	60.91	61.68
24-09-2019	71.95	60.40	61.19
25-09-2019	71.40	60.45	61.17
26-09-2019	71.40	60.28	60.99
27-09-2019	71.15	60.90	61.63
30-09-2019	71.80	60.83	61.55



# GUJCOT TRADE ASSOCIATION

MONTHLY RATE MOVEMENT SEP-2019







# GUJCOT TRADE ASSOCIATION

MONTHLY RATE MOVEMENT SEP-2019

Indian Cotton Futures				
Date	NCDEX Kapas	MCX		
	30-Apr-20	Oct-19	Nov-19	Dec-19
03-09-2019	1067.00	19,460	19,200	19,180
04-09-2019	1066.00	19,420	19,200	19,180
05-09-2019	1065.50	19,480	19,230	19,220
06-09-2019	1058.00	19,430	19,210	19,190
09-09-2019	1059.50	19,410	19,150	19,140
10-09-2019	1059.50	19,480	19,260	19,240
11-09-2019	1061.00	19,520	19,250	19,200
12-09-2019	1068.00	19,760	19,400	19,330
13-09-2019	1064.50	19,860	19,500	19,450
16-09-2019	1072.00	19,920	19,470	19,430
17-09-2019	1064.50	19,590	19,180	19,130
18-09-2019	1066.50	19,730	19,300	19,230
19-09-2019	1072.50	19,810	19,280	19,190
20-09-2019	1074.50	19,820	19,270	19,180
23-09-2019	1068.50	19,710	19,130	19,000
24-09-2019	1061.50	19,500	19,070	18,980
25-09-2019	1064.00	19,590	19,110	19,030
26-09-2019	1063.50	19,630	19,110	19,050
27-09-2019	1078.50	20,010	19,420	19,340
30-09-2019	1080.50	19,870	19,170	19,060



# GUJCOT TRADE ASSOCIATION

MONTHLY RATE MOVEMENT SEP-2019





# GUJCOT TRADE ASSOCIATION

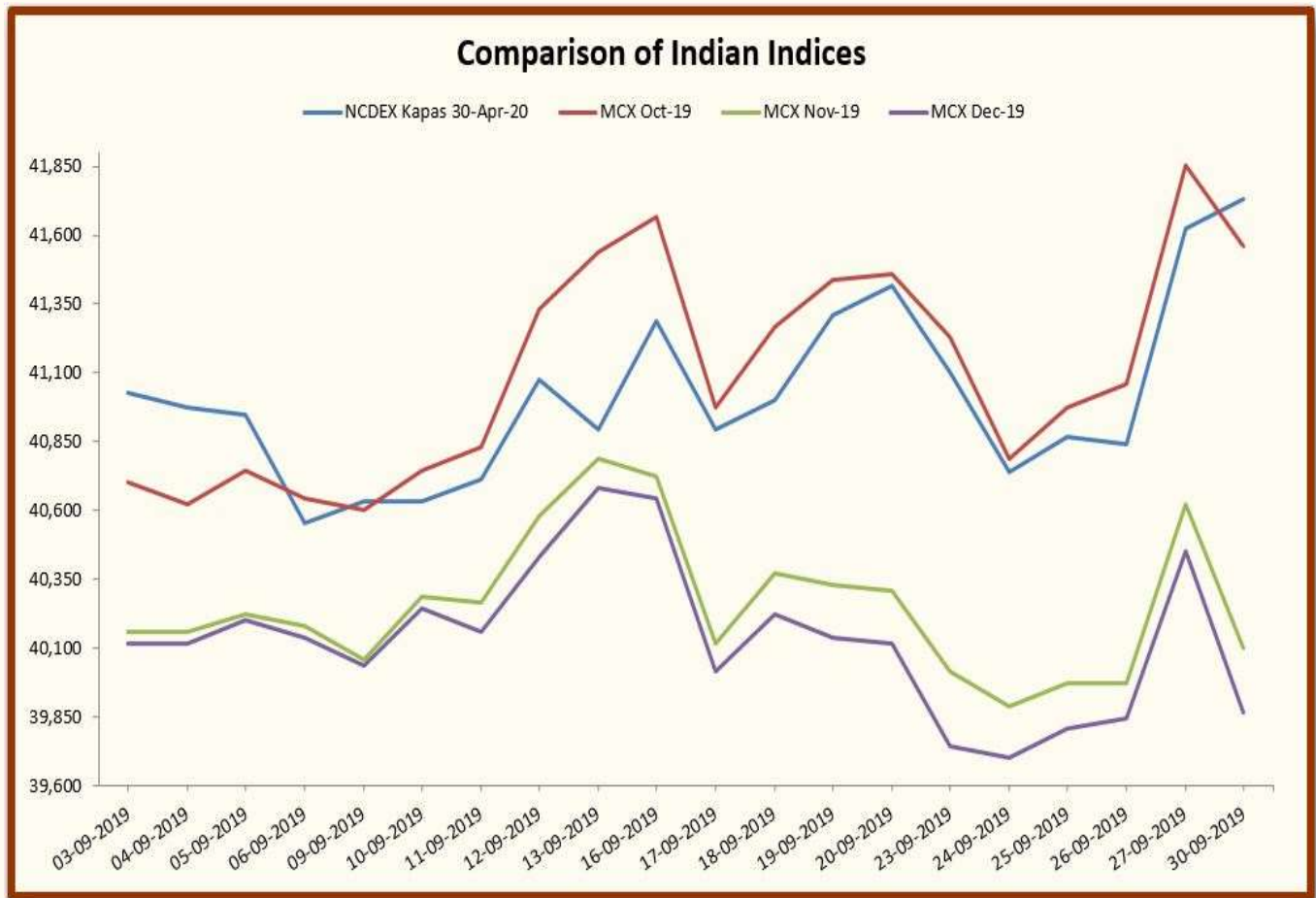
MONTHLY RATE MOVEMENT SEP-2019

Indian Indices in Rs/Candy Rate				
Date	NCDEX Kapas	MCX		
	30-Apr-20	Oct-19	Nov-19	Dec-19
03-09-2019	41,025	40,704	40,161	40,119
04-09-2019	40,972	40,621	40,161	40,119
05-09-2019	40,946	40,746	40,223	40,202
06-09-2019	40,554	40,642	40,182	40,140
09-09-2019	40,633	40,600	40,056	40,035
10-09-2019	40,633	40,746	40,286	40,244
11-09-2019	40,711	40,830	40,265	40,161
12-09-2019	41,077	41,332	40,579	40,433
13-09-2019	40,894	41,541	40,788	40,684
16-09-2019	41,286	41,667	40,725	40,642
17-09-2019	40,894	40,976	40,119	40,014
18-09-2019	40,999	41,269	40,370	40,223
19-09-2019	41,312	41,437	40,328	40,140
20-09-2019	41,417	41,457	40,307	40,119
23-09-2019	41,103	41,227	40,014	39,742
24-09-2019	40,737	40,788	39,889	39,700
25-09-2019	40,868	40,976	39,972	39,805
26-09-2019	40,842	41,060	39,972	39,847
27-09-2019	41,626	41,855	40,621	40,453
30-09-2019	41,731	41,562	40,098	39,868



# GUJCOT TRADE ASSOCIATION

## MONTHLY RATE MOVEMENT SEP-2019





# GUJCOT TRADE ASSOCIATION

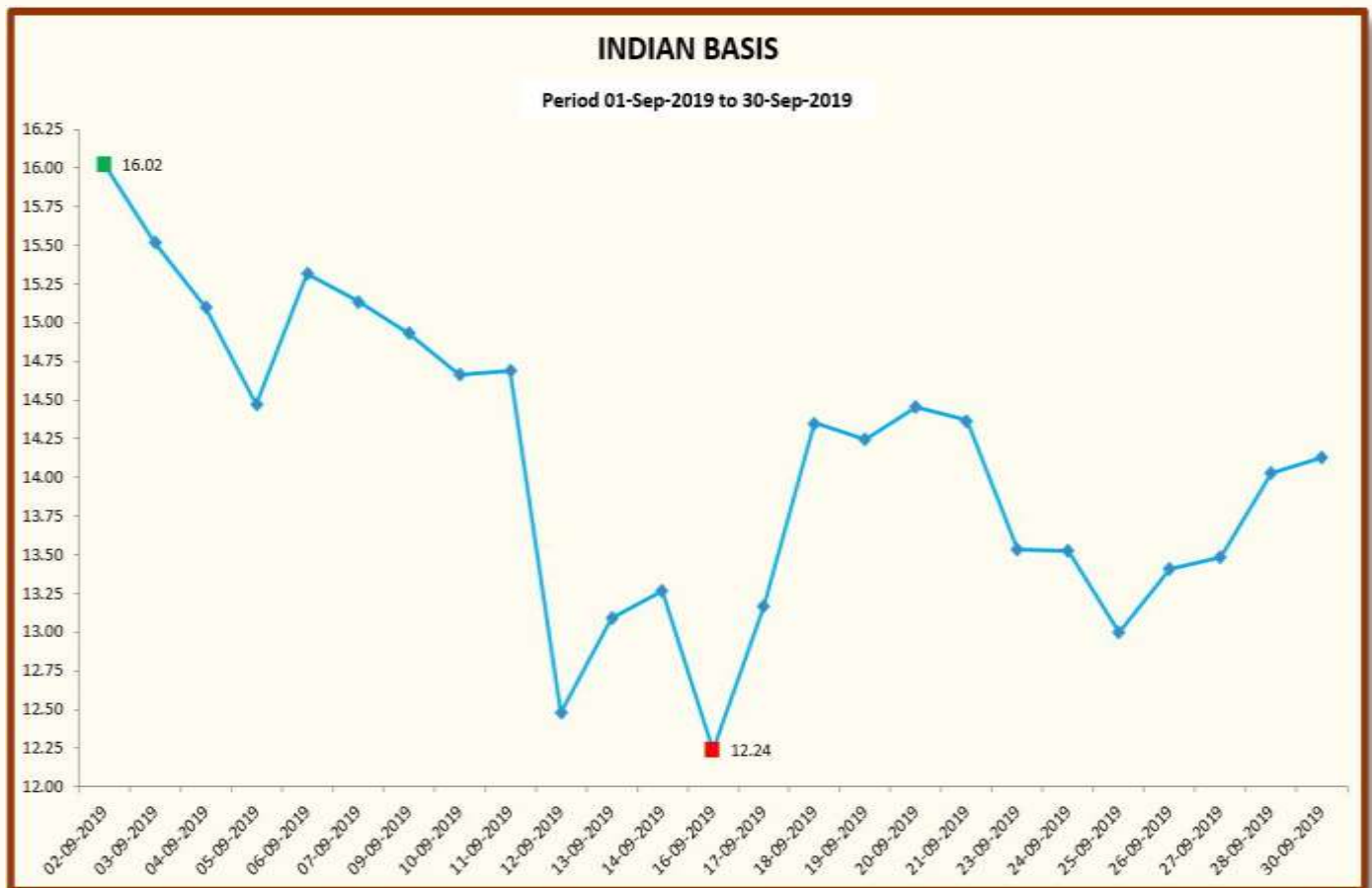
MONTHLY RATE MOVEMENT SEP-2019

INDIAN BASIS					
DATE	29 MM	USD-INR	Cents/lb	ICE DEC	BASIS
02-09-2019	41,900	71.40	74.85	58.83	16.02
03-09-2019	41,650	72.40	73.38	57.86	15.52
04-09-2019	41,450	72.12	73.31	58.21	15.10
05-09-2019	41,450	71.84	73.59	59.12	14.47
06-09-2019	41,550	71.72	73.89	58.58	15.31
07-09-2019	41,450	71.72	73.72	58.58	15.14
09-09-2019	41,550	71.70	73.92	58.98	14.94
10-09-2019	41,600	71.70	74.00	59.34	14.66
11-09-2019	41,600	71.65	74.06	59.37	14.69
12-09-2019	41,650	71.13	74.69	62.21	12.48
13-09-2019	41,900	70.91	75.37	62.28	13.09
14-09-2019	42,000	70.91	75.55	62.28	13.27
16-09-2019	42,000	71.59	74.83	62.59	12.24
17-09-2019	41,950	71.78	74.54	61.38	13.16
18-09-2019	41,800	71.23	74.85	60.50	14.35
19-09-2019	41,700	71.32	74.58	60.33	14.25
20-09-2019	41,700	70.94	74.98	60.52	14.46
21-09-2019	41,650	70.94	74.89	60.52	14.37
23-09-2019	41,400	70.93	74.45	60.91	13.54
24-09-2019	41,150	71.00	73.93	60.40	13.53
25-09-2019	40,900	71.03	73.45	60.45	13.00
26-09-2019	40,950	70.88	73.69	60.28	13.41
27-09-2019	41,150	70.56	74.39	60.90	13.49
28-09-2019	41,450	70.56	74.93	60.90	14.03
30-09-2019	41,650	70.87	74.96	60.83	14.13



# GUJCOT TRADE ASSOCIATION

MONTHLY RATE MOVEMENT SEP-2019



Team Gujcot thanks the Broker Panel

ShriSujalbhai, ShriPravinbhair, ShriSandipbhair, ShriAnanbhair, ShriAjaybhair, ShriJatinbhair, ShriManishbhair, ShriAnilbhair, ShriNiravbhair and ShriMukeshbhairPurohit.

**Report Sponsors:**

[Click on Sponsor's Logo to visit Sponsor's Website](#)

**LDC. Louis Dreyfus Company**



For, Gujcot Trade Association

Akash Shah

[President]

For, Gujcot Trade Association

Ajay Shah

[Secretary]