



GUJCOT TRADE ASSOCIATION

QUARTERLY RATE MOVEMENT Sep-2022

Dear All Cotton Friends,

In our mission to give Daily Spot Rate Team Gujcot is getting valuable support from Gujcot broker's panel. We appreciated their humble service to the trade. Gujcot Team is giving daily closing of Indian and foreign futures rates.

In this report we have provided Following Rates during the month.

- Daily Physical Spot Rate
- MCX Cotton Daily Closing Rate
- USD-INR Exchange Rate Closing
- Cotlook Index
- ICE Future Closing
- NCDEX Kapas Rate
- MCX Future Closing
- NCDEX and MCX converted into Rs. Candy Rate

We hope it will be useful to all the stake holders of Textile Value Chain.



GUJCOT TRADE ASSOCIATION

QUARTERLY RATE MOVEMENT Sep-2022

- Wish all cotton friends healthy, happy and earning new cotton season 2022/23
- Month of September was generally steady for the cotton prices but market collapsed after USDA published its WASDE report and NY cotton futures lost 27.87 cents M/M. USDA raised US cotton production to 13.8 million bales from 12.5 million bales in previous month report and US Fed rate hike followed by many other countries triggered sell off in the market. But the main reason was lower global demand. Mills cut their cotton consumption and were running at much below their installed production capacity.
- US export sales was lower but US total export commitment for the season is quite high.
- First time in recent history Chinese cotton traded cheaper than other origins.
- Flood in Pakistan destroyed some standing crop.
- Indian physical cotton market also collapsed during September. Gujcot shankar-6 rate remained in red in almost whole month.
- S-6 Rate travelled from Rs. 96,000 per candy to Rs. 68,000 per candy in just one month.
- North India cotton rates also declined from 9700 to 6700 Rs per mound. During September arrival in North India picked up.
- Indian sowing area reached near 128 lakh hectares.
- Gujarat cotton sowing area is near 25.5 lakh hectares.
- Seems like monsoon withdraw has started in most parts of the country. As of now cotton crop condition is excellent.
- Hope for good earning in new season for all stake holders.



GUJCOT TRADE ASSOCIATION

QUARTERLY RATE MOVEMENT Sep-2022

Gujarat Spot Rate Changes Sep-2022

Variety	Staple Length	Mic.	30-08-22	30-09-22	30-09-21	Change (M/M)		Change (Y/Y)	
						Rs./Candy	In Per.(%)	Rs./Candy	In Per.(%)
Shankar 6	29 MM	3.8	96,000	68,500	56,750	-27,500	-28.65%	11,750	20.70%
V-797	13 % Trash		60,250	50,750	34,750	-9,500	-15.77%	16,000	46.04%
MCX Spot Rate			46,170	33,840	27,490	-12,330	-26.71%	6,350	23.10%
USD-INR Exchange			79.45	81.34	74.23	1.89	2.38%	7.11	9.58%

Monthly - Average Spot Rate Sep-2022

Variety	Staple Length	Mic.	Price Range		Average Of 26 Days
			Low	High	
Shankar 6	29	3.8	68,500	95,000	81,212
V-797	13% Trash		50,750	59,750	55,358
MCX Spot Rate			33,840	45,380	39,760
USD Exchange Rate			79.15	81.94	80.25



GUJCOT TRADE ASSOCIATION

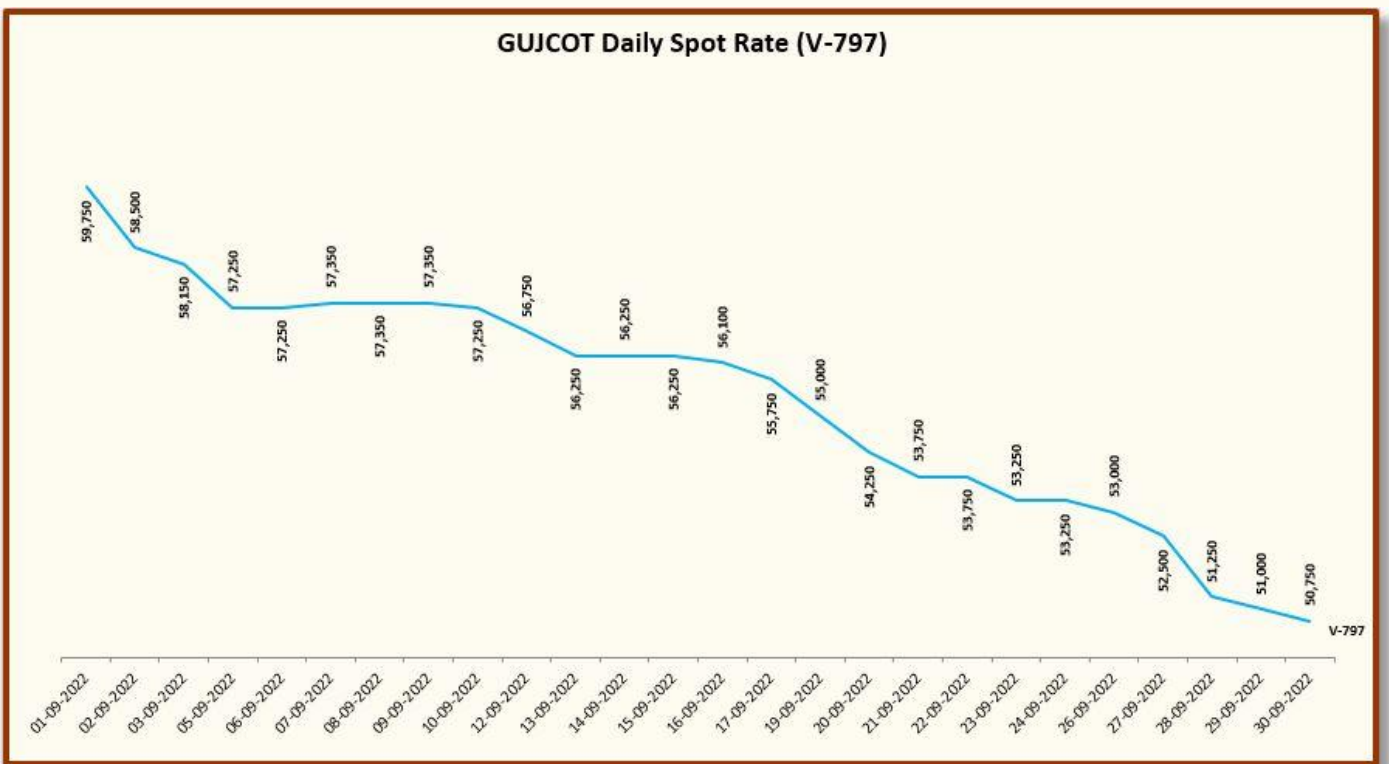
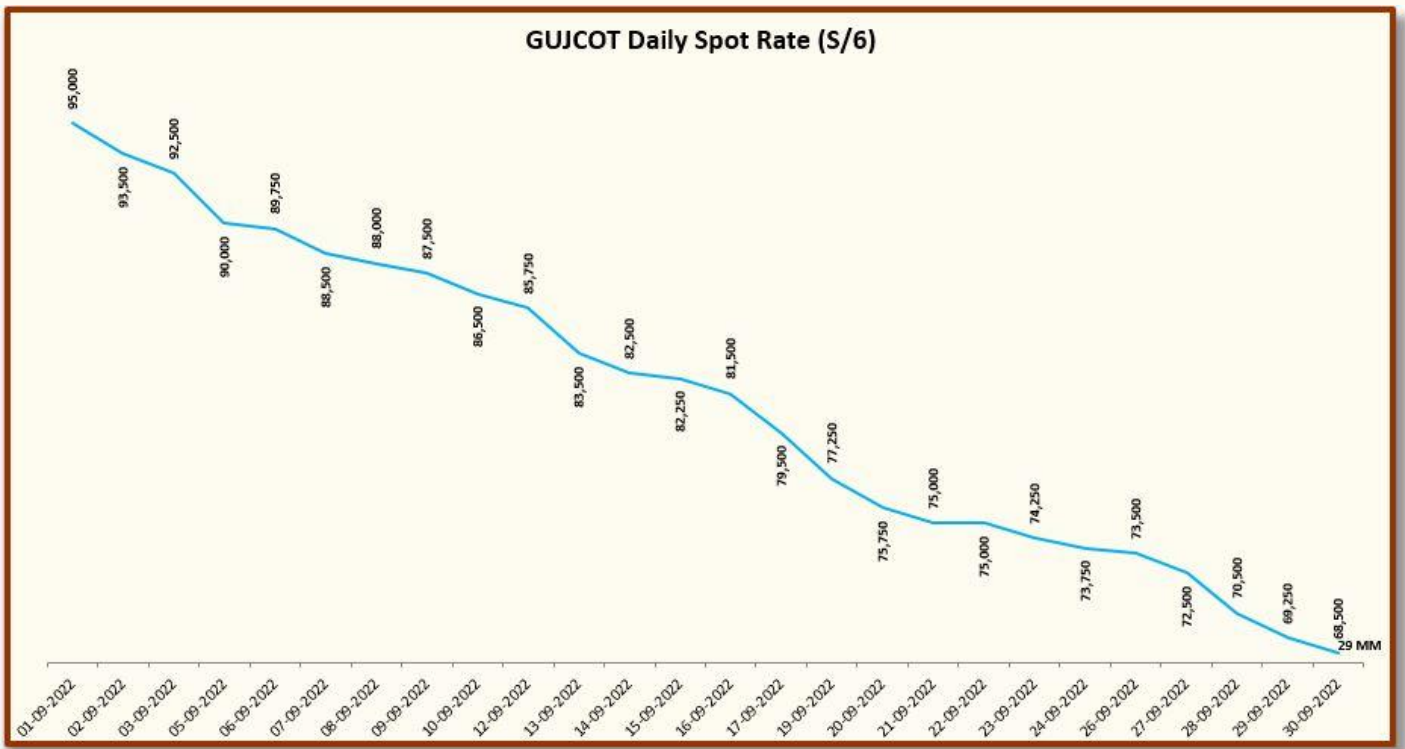
QUARTERLY RATE MOVEMENT Sep-2022

Gujarat Spot Rate Sep-2022				
Date	29-3.8	V-797	MCX Spot Rate	USD-INR Exchange Rate
01-09-2022	95,000	59,750	45,380	79.55
02-09-2022	93,500	58,500	44,850	79.79
03-09-2022	92,500	58,150	44,850	79.79
05-09-2022	90,000	57,250	44,290	79.84
06-09-2022	89,750	57,250	43,330	79.83
07-09-2022	88,500	57,350	43,040	79.90
08-09-2022	88,000	57,350	42,890	79.81
09-09-2022	87,500	57,350	42,280	79.58
10-09-2022	86,500	57,250	42,280	79.58
12-09-2022	85,750	56,750	41,470	79.52
13-09-2022	83,500	56,250	41,320	79.15
14-09-2022	82,500	56,250	40,470	79.44
15-09-2022	82,250	56,250	40,100	79.70
16-09-2022	81,500	56,100	40,060	79.74
17-09-2022	79,500	55,750	40,060	79.74
19-09-2022	77,250	55,000	38,960	79.77
20-09-2022	75,750	54,250	38,020	79.75
21-09-2022	75,000	53,750	36,620	80.86
22-09-2022	75,000	53,750	36,620	80.86
23-09-2022	74,250	53,250	36,390	80.99
24-09-2022	73,750	53,250	36,390	80.99
26-09-2022	73,500	53,000	35,630	81.62
27-09-2022	72,500	52,500	35,270	81.58
28-09-2022	70,500	51,250	35,370	81.94
29-09-2022	69,250	51,000	33,980	81.86
30-09-2022	68,500	50,750	33,840	81.34



GUJCOT TRADE ASSOCIATION

QUARTERLY RATE MOVEMENT Sep-2022





GUJCOT TRADE ASSOCIATION

QUARTERLY RATE MOVEMENT Sep-2022





GUJCOT TRADE ASSOCIATION

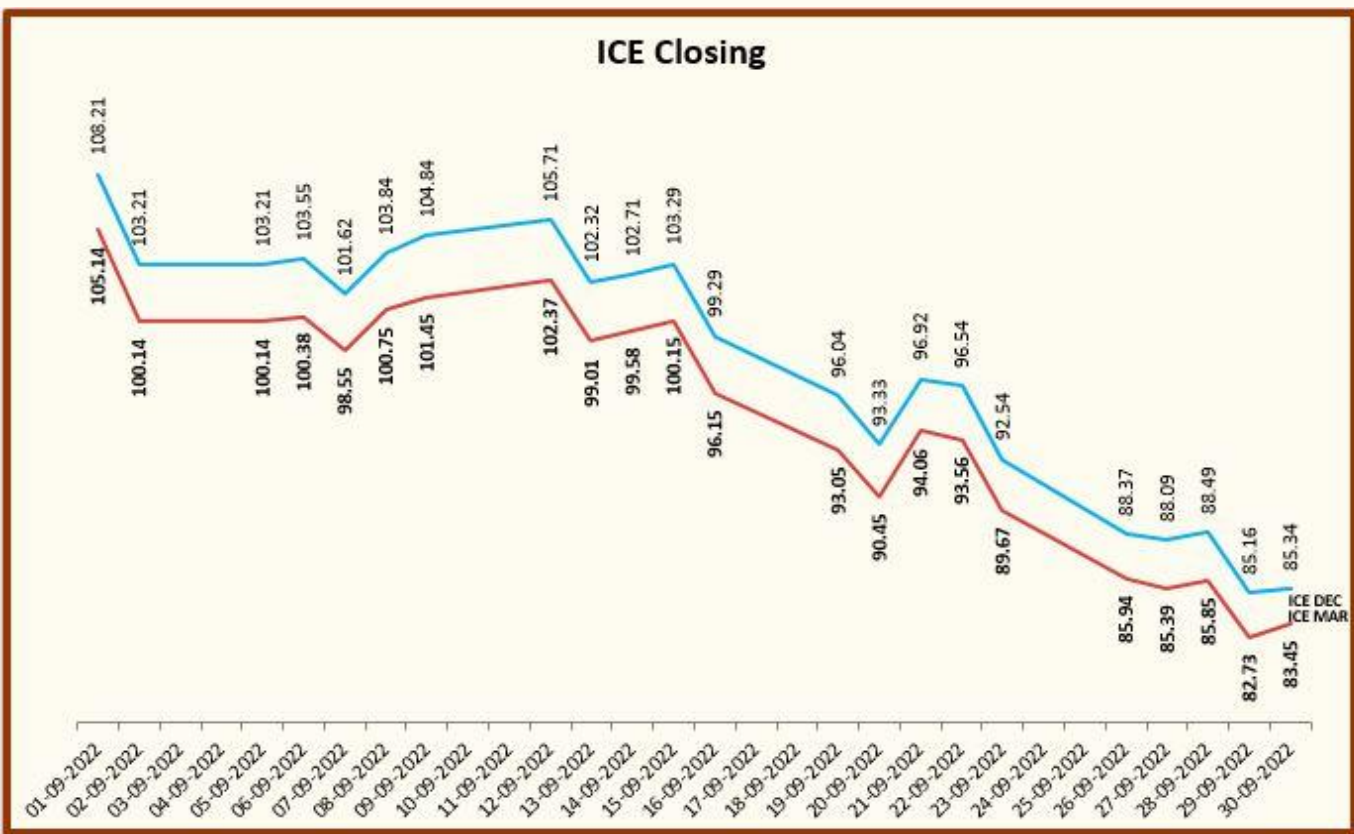
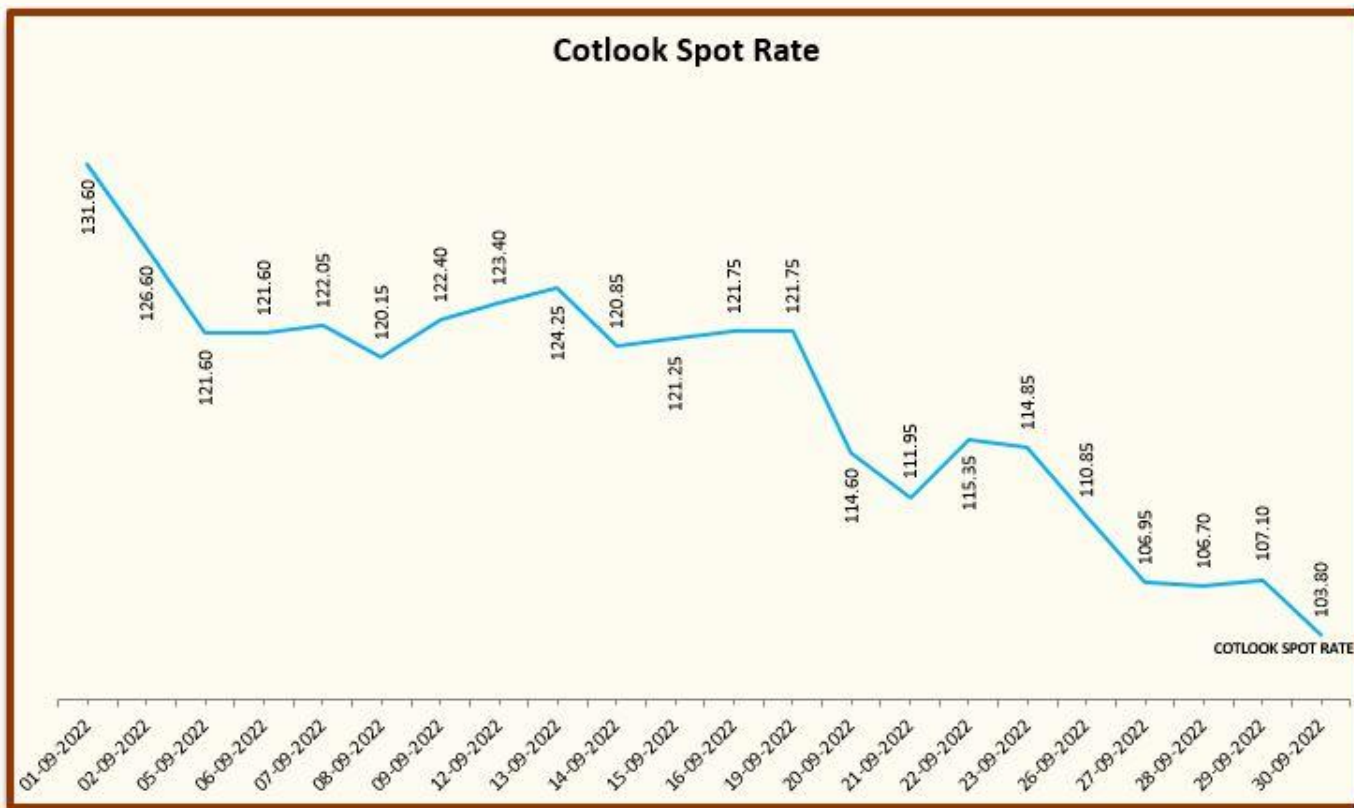
QUARTERLY RATE MOVEMENT Sep-2022

Foreign Cotton Indices & Futures			
Date	Cotlook	ICE	
	Spot Rate	Dec-22	Mar-23
01-09-2022	131.60	108.21	105.14
02-09-2022	126.60	103.21	100.14
05-09-2022	121.60	103.21	100.14
06-09-2022	121.60	103.55	100.38
07-09-2022	122.05	101.62	98.55
08-09-2022	120.15	103.84	100.75
09-09-2022	122.40	104.84	101.45
12-09-2022	123.40	105.71	102.37
13-09-2022	124.25	102.32	99.01
14-09-2022	120.85	102.71	99.58
15-09-2022	121.25	103.29	100.15
16-09-2022	121.75	99.29	96.15
19-09-2022	121.75	96.04	93.05
20-09-2022	114.60	93.33	90.45
21-09-2022	111.95	96.92	94.06
22-09-2022	115.35	96.54	93.56
23-09-2022	114.85	92.54	89.67
26-09-2022	110.85	88.37	85.94
27-09-2022	106.95	88.09	85.39
28-09-2022	106.70	88.49	85.85
29-09-2022	107.10	85.16	82.73
30-09-2022	103.80	85.34	83.45



GUJCOT TRADE ASSOCIATION

QUARTERLY RATE MOVEMENT Sep-2022





GUJCOT TRADE ASSOCIATION

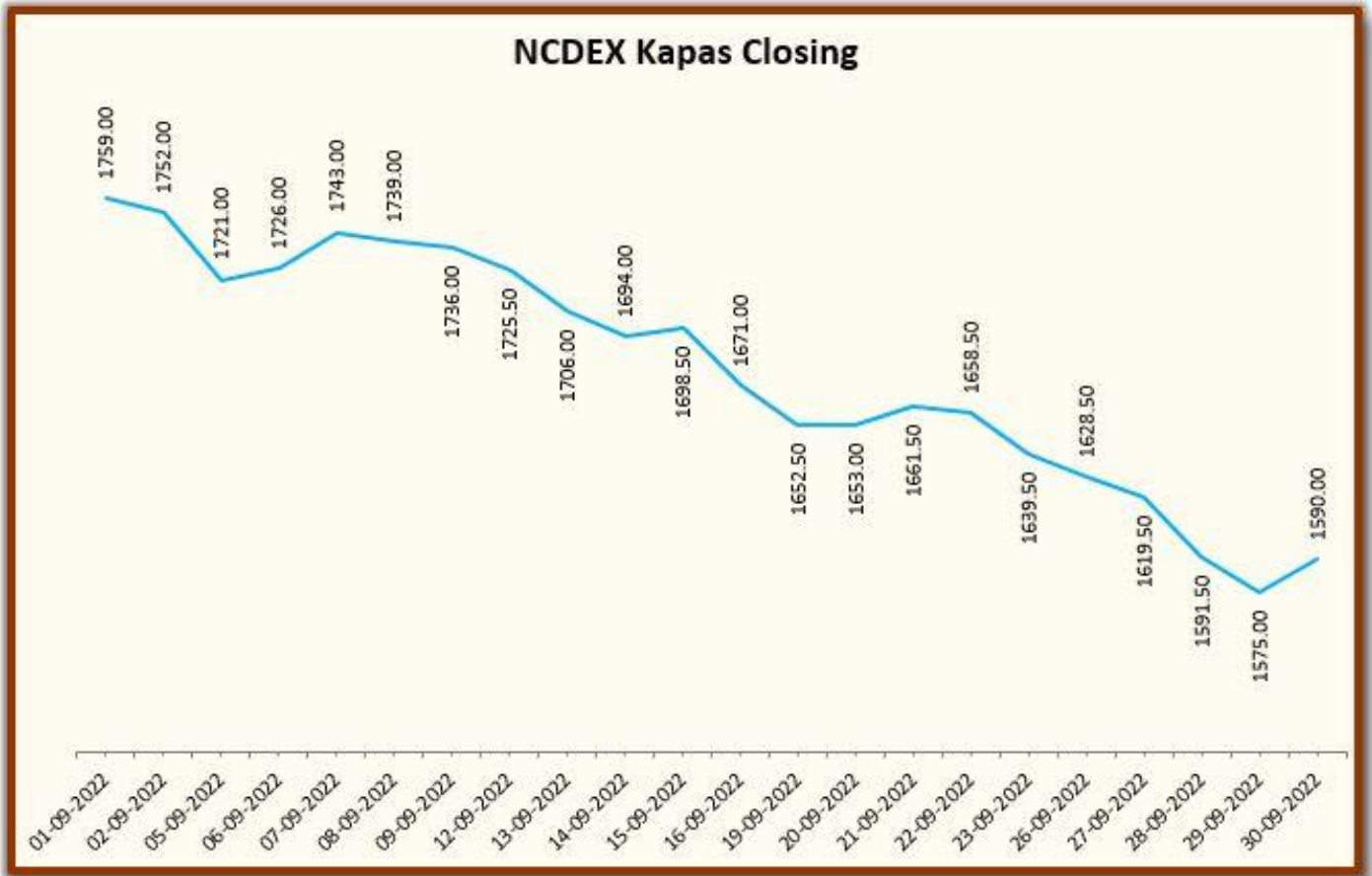
QUARTERLY RATE MOVEMENT Sep-2022

Indian Cotton Futures				
Date	NCDEX Kapas	MCX		
	30-Apr-23	Oct-22	Nov-22	Dec-22
01-09-2022	1759.00	38,020	35,810	35,690
02-09-2022	1752.00	37,680	35,950	35,050
05-09-2022	1721.00	36,470	35,260	34,250
06-09-2022	1726.00	36,470	35,180	34,890
07-09-2022	1743.00	36,450	35,290	34,690
08-09-2022	1739.00	36,990	35,310	34,490
09-09-2022	1736.00	36,840	34,850	34,490
12-09-2022	1725.50	36,550	34,660	33,990
13-09-2022	1706.00	35,400	33,600	33,700
14-09-2022	1694.00	34,720	33,570	33,180
15-09-2022	1698.50	34,810	33,380	33,170
16-09-2022	1671.00	33,420	32,380	32,080
19-09-2022	1652.50	32,450	31,510	31,470
20-09-2022	1653.00	32,720	31,740	31,650
21-09-2022	1661.50	33,250	31,910	31,470
22-09-2022	1658.50	32,810	31,530	31,450
23-09-2022	1639.50	32,390	31,110	31,300
26-09-2022	1628.50	32,400	30,980	30,900
27-09-2022	1619.50	31,770	30,890	30,830
28-09-2022	1591.50	31,240	30,170	29,920
29-09-2022	1575.00	30,790	29,470	29,350
30-09-2022	1590.00	31,050	29,420	29,530



GUJCOT TRADE ASSOCIATION

QUARTERLY RATE MOVEMENT Sep-2022





GUJCOT TRADE ASSOCIATION

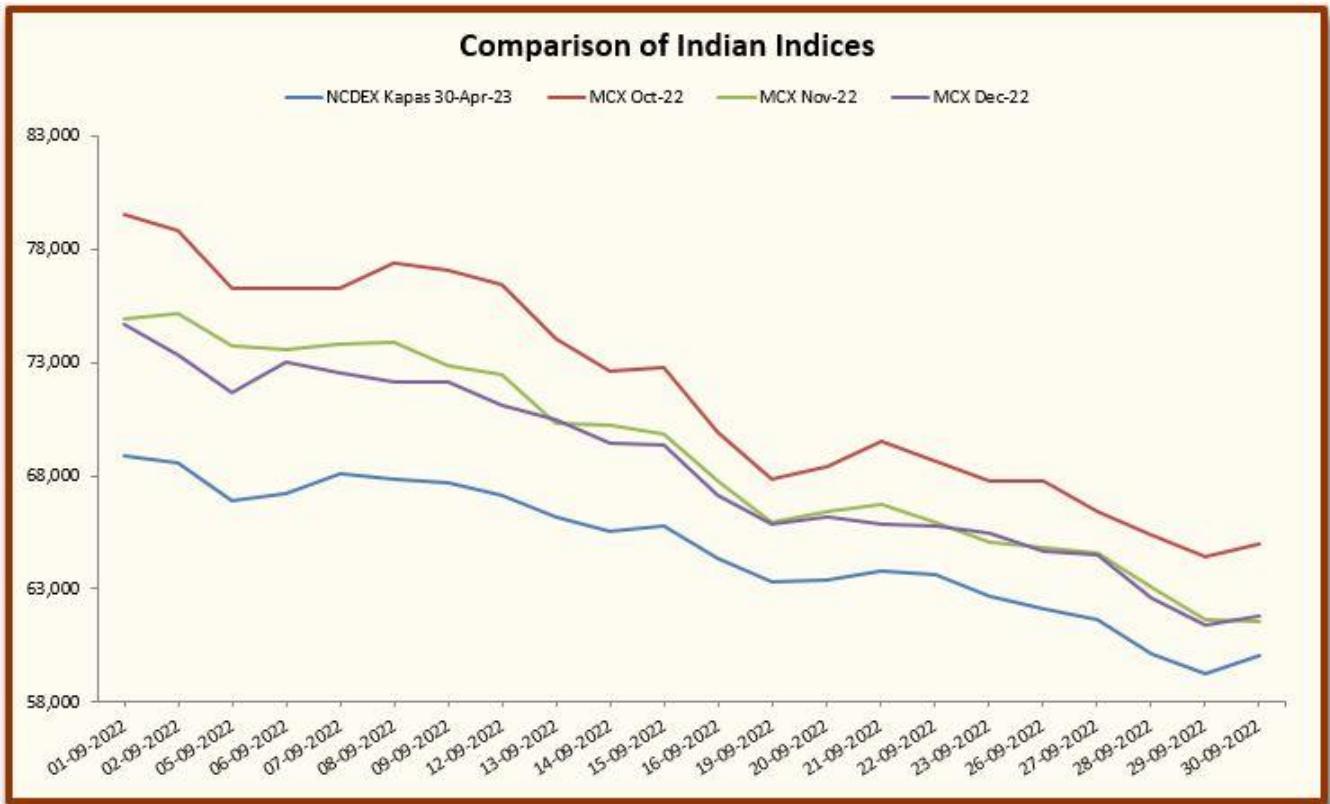
QUARTERLY RATE MOVEMENT Sep-2022

Indian Indices in Rs/Candy Rate				
Date	NCDEX Kapas	MCX		
	30-Apr-23	Oct-22	Nov-22	Dec-22
01-09-2022	68,911	79,526	74,904	74,653
02-09-2022	68,545	78,815	75,197	73,314
05-09-2022	66,923	76,284	73,753	71,641
06-09-2022	67,185	76,284	73,586	72,979
07-09-2022	68,074	76,242	73,816	72,561
08-09-2022	67,865	77,372	73,858	72,143
09-09-2022	67,708	77,058	72,896	72,143
12-09-2022	67,159	76,452	72,498	71,097
13-09-2022	66,139	74,046	70,281	70,490
14-09-2022	65,511	72,624	70,218	69,403
15-09-2022	65,747	72,812	69,821	69,382
16-09-2022	64,309	69,905	67,729	67,102
19-09-2022	63,341	67,876	65,909	65,826
20-09-2022	63,367	68,440	66,391	66,202
21-09-2022	63,812	69,549	66,746	65,826
22-09-2022	63,655	68,629	65,951	65,784
23-09-2022	62,661	67,750	65,073	65,470
26-09-2022	62,086	67,771	64,801	64,634
27-09-2022	61,616	66,453	64,613	64,487
28-09-2022	60,151	65,345	63,107	62,584
29-09-2022	59,288	64,403	61,642	61,391
30-09-2022	60,073	64,947	61,538	61,768



GUJCOT TRADE ASSOCIATION

QUARTERLY RATE MOVEMENT Sep-2022





GUJCOT TRADE ASSOCIATION

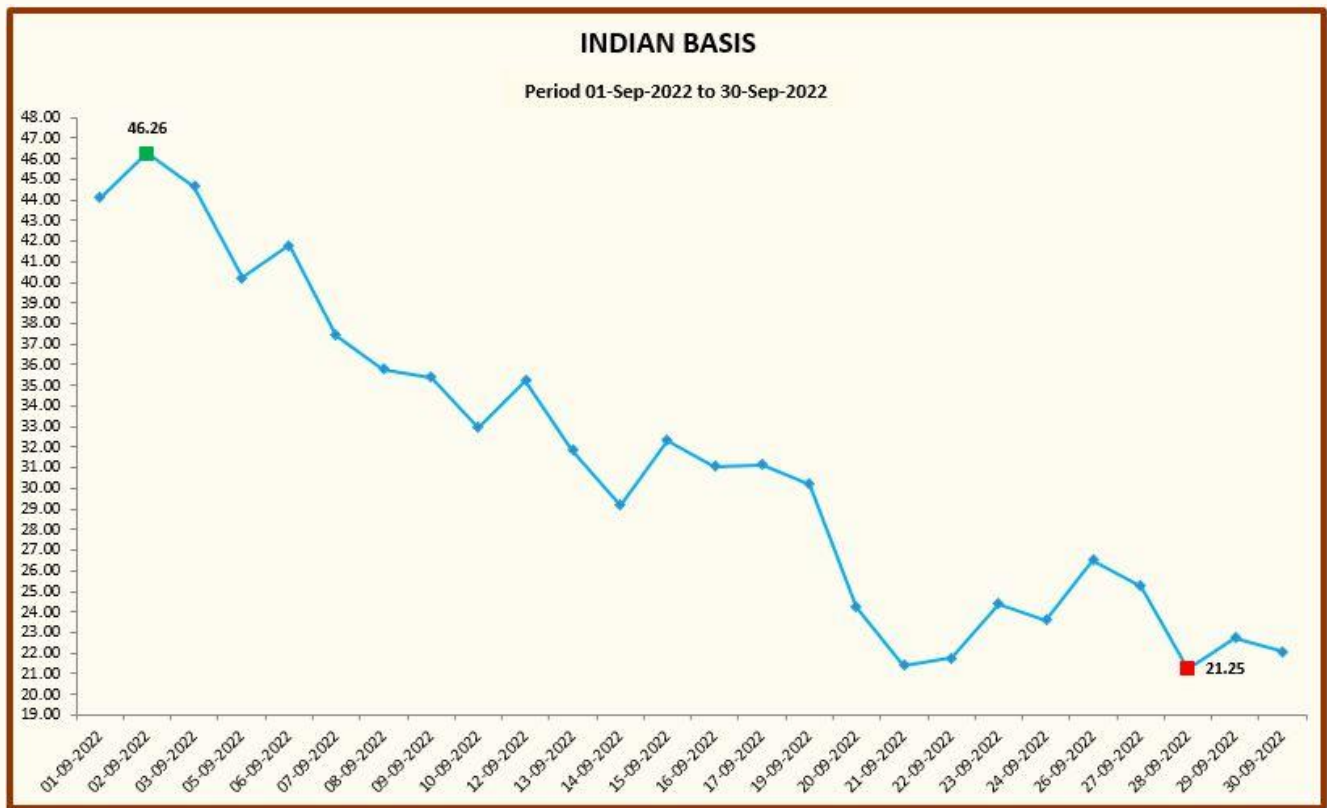
QUARTERLY RATE MOVEMENT Sep-2022

INDIAN BASIS					
DATE	29 MM	USD-INR	Cents/lb	ICE NEAREST FUTURE	BASIS
01-09-2022	95,000	79.55	152.32	108.21	44.11
02-09-2022	93,500	79.79	149.47	103.21	46.26
03-09-2022	92,500	79.79	147.87	103.21	44.66
05-09-2022	90,000	79.84	143.78	103.21	40.23
06-09-2022	89,750	79.83	143.40	103.55	41.78
07-09-2022	88,500	79.90	141.28	101.62	37.44
08-09-2022	88,000	79.81	140.64	103.84	35.80
09-09-2022	87,500	79.58	140.25	104.84	35.41
10-09-2022	86,500	79.58	138.64	104.84	32.93
12-09-2022	85,750	79.52	137.54	105.71	35.22
13-09-2022	83,500	79.15	134.56	102.32	31.85
14-09-2022	82,500	79.44	132.46	102.71	29.17
15-09-2022	82,250	79.70	131.63	103.29	32.34
16-09-2022	81,500	79.74	130.37	99.29	31.08
17-09-2022	79,500	79.74	127.17	99.29	31.13
19-09-2022	77,250	79.77	123.52	96.04	30.19
20-09-2022	75,750	79.75	121.15	93.33	24.23
21-09-2022	75,000	80.86	118.31	96.92	21.39
22-09-2022	75,000	80.86	118.31	96.54	21.77
23-09-2022	74,250	80.99	116.94	92.54	24.40
24-09-2022	73,750	80.99	116.15	92.54	23.61
26-09-2022	73,500	81.62	114.86	88.37	26.49
27-09-2022	72,500	81.58	113.35	88.09	25.26
28-09-2022	70,500	81.94	109.74	88.49	21.25
29-09-2022	69,250	81.86	107.90	85.16	22.74
30-09-2022	68,500	81.34	107.42	85.34	22.08



GUJCOT TRADE ASSOCIATION

QUARTERLY RATE MOVEMENT Sep-2022





GUJCOT TRADE ASSOCIATION

QUARTERLY RATE MOVEMENT Sep-2022

Team Gujcot thanks the Broker Panel

Shri Sujalbhaj, Shri Pravinbhaj, Shri Sandipbhaj, Shri Ananbhaj, Shri Ajaybhaj, Shri Jatinbhaj, Shri Manishbhaj, Shri Anilbhaj, Shri Niravbhaj and Shri Mukeshbhaj Purohit.

Report Sponsors:

Click on Sponsor's Logo to visit Sponsor's Website



Axita Cotton Limited

For, Gujcot Trade Association

Akash Shah

[President]

For, Gujcot Trade Association

Ajay Shah

[Secretary]