



Gujcot Trade Association

Weekly Report

Market Movement from 18TH June 2018 to 23RD June 2018

- Gujarat cotton prices of 29 mm remained between 46,950 to 47,600 Rs./Candy.
- Out state arrival was now negligible.
- All India arrivals remain daily 13,000 to 18,000 bales. With limited arrivals most ginning are closed.
- Gujarat pressing daily near 6,000 bales.
- NY July future w/w loss 5.29 cents.
- NY futures crashed this week, as December declined 766 points to close at 85.30 cents.
- Export demand is good. Due to decline in future domestic demand is slow.
- Indian Basis are positive so international merchants are in selling.

Global

US weekly export sale,

- Upland 2017-18 export commitments fell a net 1,12,400 running bales during the week ended last Thursday as cancellations of 1,70,700 RB exceeded gross sales of 58,300 RB, USDA reported. Reductions were mainly for Vietnam, Indonesia and Hong Kong.
- Net upland sales for shipment next season rose to 2,95,400 RB from 2,26,700 the prior week and the prior four-week average of 1,81,000 RB. These went to 11 countries, led by led by China (2,11,700 RB), Hong Kong and Mexico.
- Upland shipments declined to 3,12,800 RB, down 32% from the prior week and 31% from the four-week average. Shipments went to 25 countries, led by Turkey, Vietnam, Indonesia, Pakistan and Mexico.
- Net Pima sales reductions of 200 RB were reported for 2017-18 and net sales of 46,000 RB for 2018-19. Shipments of the extra-long staple cotton of 7,400 RB dropped 20% from the previous week and 36% from the four-week average.

US Export Sales 14-June-2018	
Current Marketing Year	
Upland Gross sales	58,300
Cancellation	1,70,700
Net Upland Sales	-1,12,400
PIMA Gross Sales	4,700
Cancellation	4,900
Net PIMA Sales	-200
Total Gross Sales	63,000
Total Cancellation	1,75,600
Total Net Sales	-1,12,600
Shipments	
Upland	3,12,800
PIMA	7,400
Total Shipments	3,20,200
New Marketing Year	
Net Upland Sales	2,95,400
Net PIMA Sales	46,000
Total Net Sales	3,41,400

China

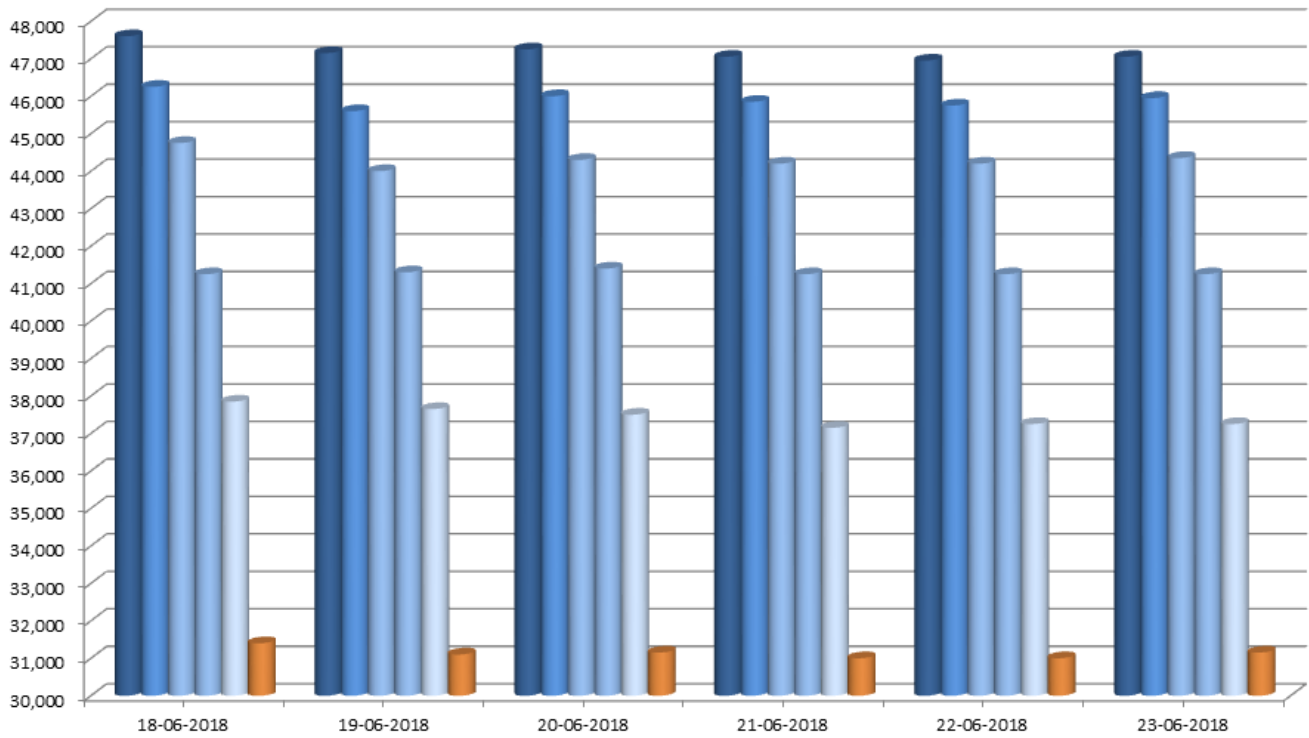
- Chinese future decline due to trade war between US and China.
- China's Zhengzhou cotton futures ended with large losses and prices finished with triple-digit losses on the China National Cotton Exchange.

Average Rate Of Last week					
Variety	Staple Length	Mic.	Price Range		Average Of 6 Days
			Low	High	
Shankar 6	29	3.8	46,950	47,600	47,175
Shankar 6	28.5	3.7	45,600	46,250	45,900
Shankar 6	28	3.6	44,000	44,750	44,300
Shankar 6	27	3.2	41,250	41,400	41,283
Shankar 6	26	3	37,150	37,850	37,442
V-797	13% Trash		31,000	31,400	31,133
MCX Spot Rate			22,540	22,630	22,570
USD Exchange Rate			67.82	68.38	68.01

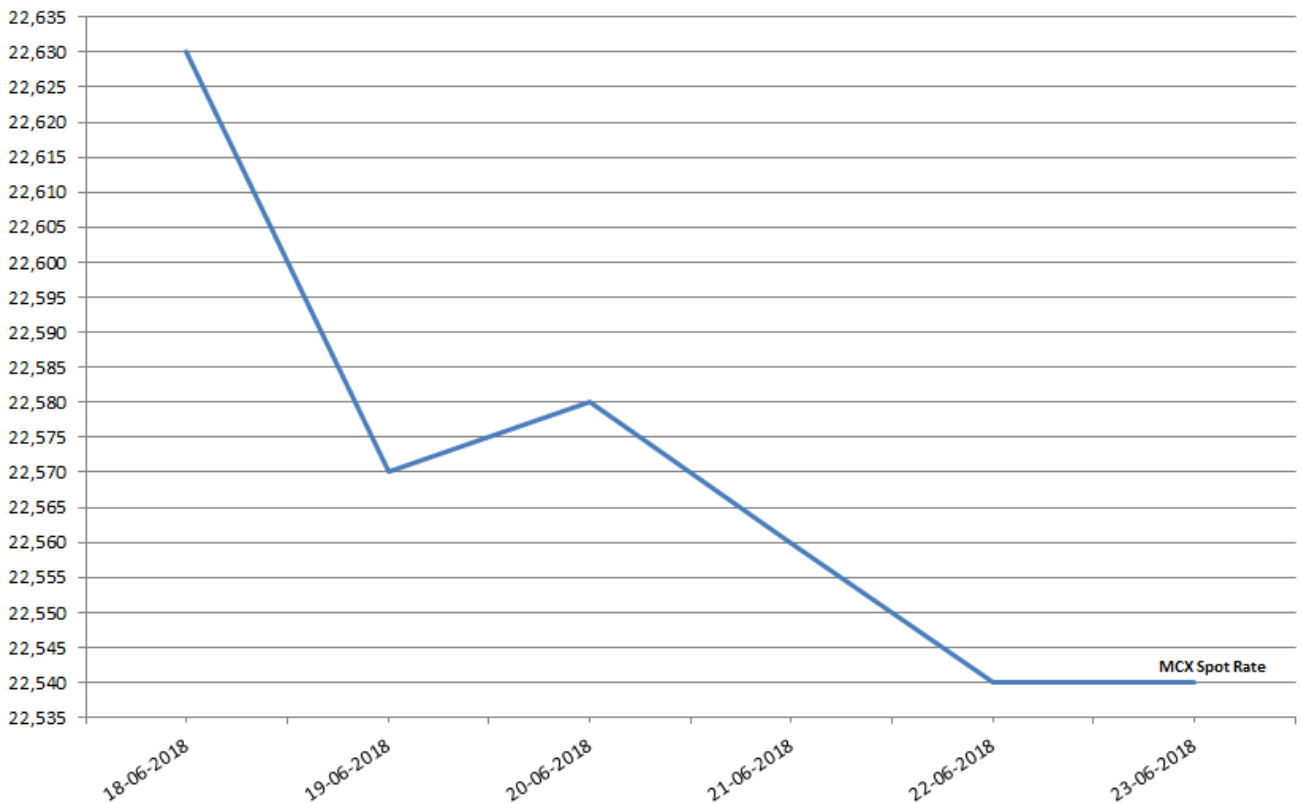
Rate Of Last Week								
Date	29 3.8	28.5 3.7	28 3.6	27 3.2	26 3.0	V-797	MCX Spot Rate	USD-INR Exchange
18-06-2018	47,600	46,250	44,750	41,250	37,850	31,400	22,630	67.98
19-06-2018	47,150	45,600	44,000	41,300	37,650	31,100	22,570	68.38
20-06-2018	47,250	46,000	44,300	41,400	37,500	31,150	22,580	68.08
21-06-2018	47,050	45,850	44,200	41,250	37,150	31,000	22,560	67.98
22-06-2018	46,950	45,750	44,200	41,250	37,250	31,000	22,540	67.82
23-06-2018	47,050	45,950	44,350	41,250	37,250	31,150	22,540	67.82

Gujcot Average Spot Rates

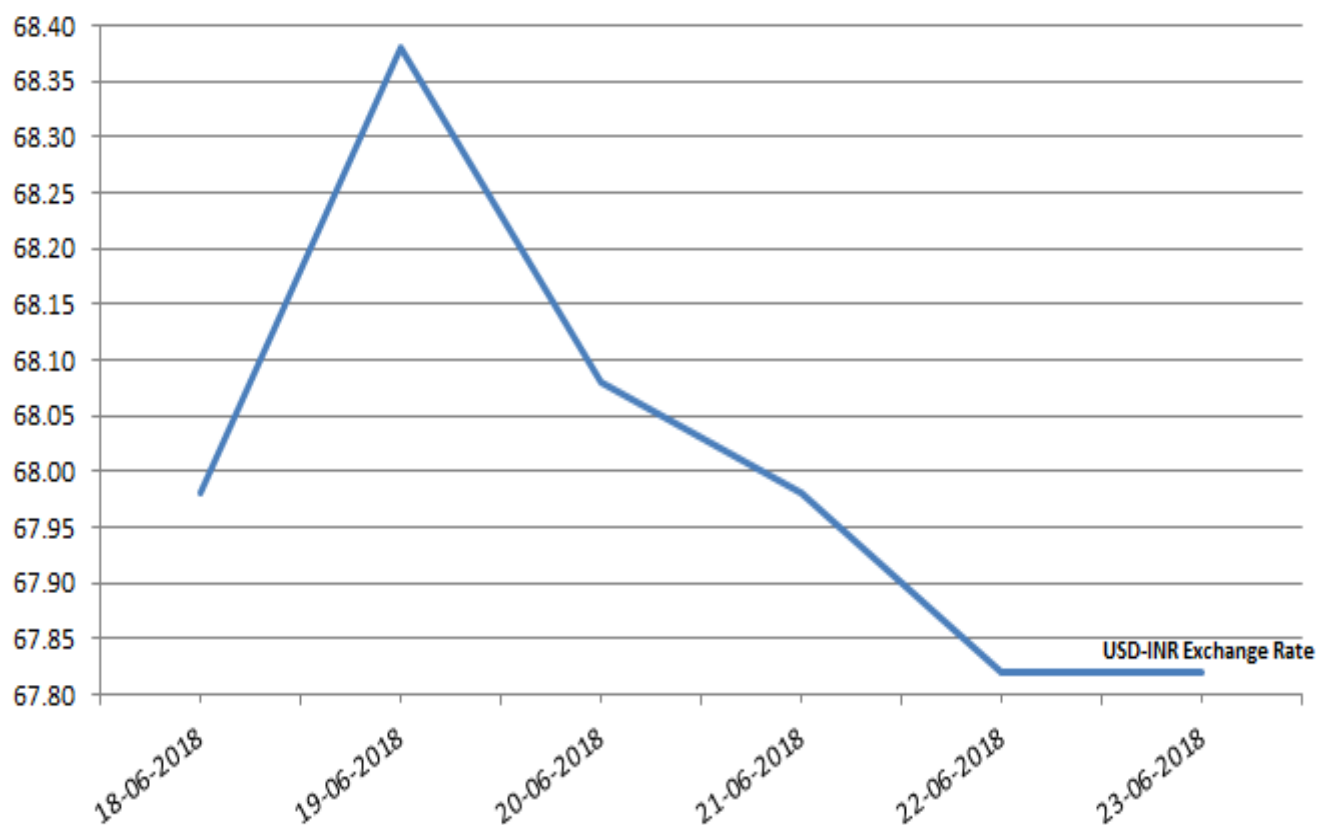
■ 29 ■ 28.50 ■ 28 ■ 27 ■ 26 ■ V797



MCX Spot Rate Closing Of The Days'



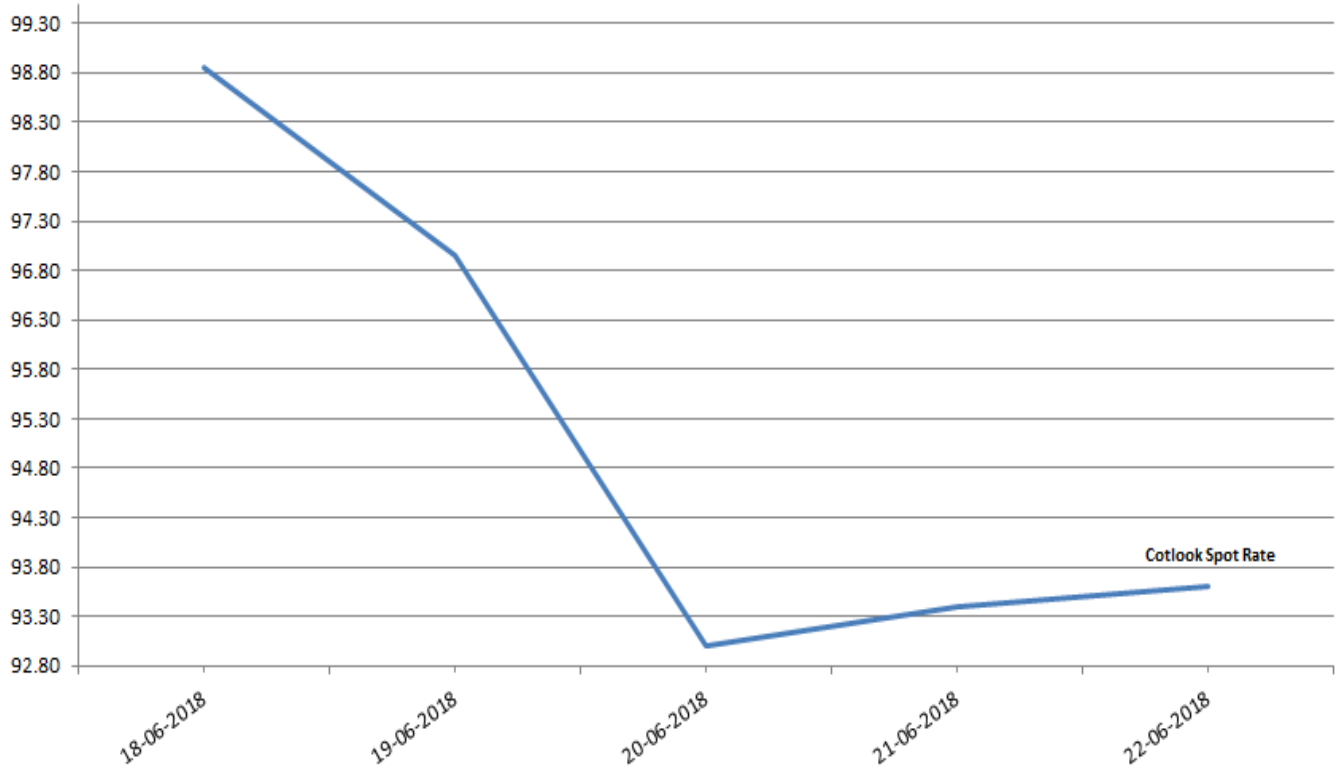
USD-INR Exchange Rate Closing Of The Days'



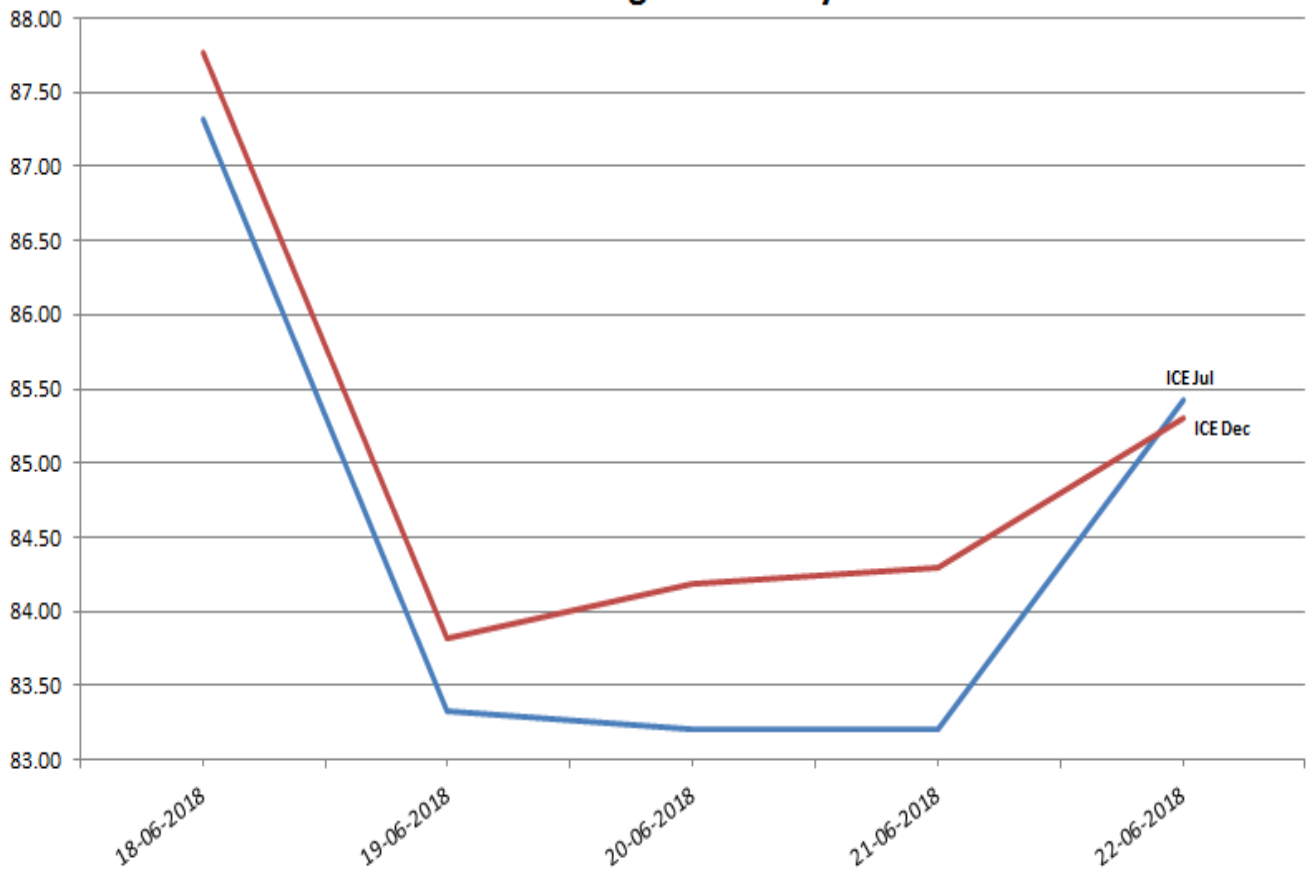
Foreign Indices

Date	Cotlook	ICE	
	Spot Rate	Jul	Dec
18-06-2018	98.85	87.32	87.77
19-06-2018	96.95	83.32	83.82
20-06-2018	93.00	83.21	84.18
21-06-2018	93.40	83.21	84.29
22-06-2018	93.60	85.43	85.30

Cotlook Spot Rate Of The Days'

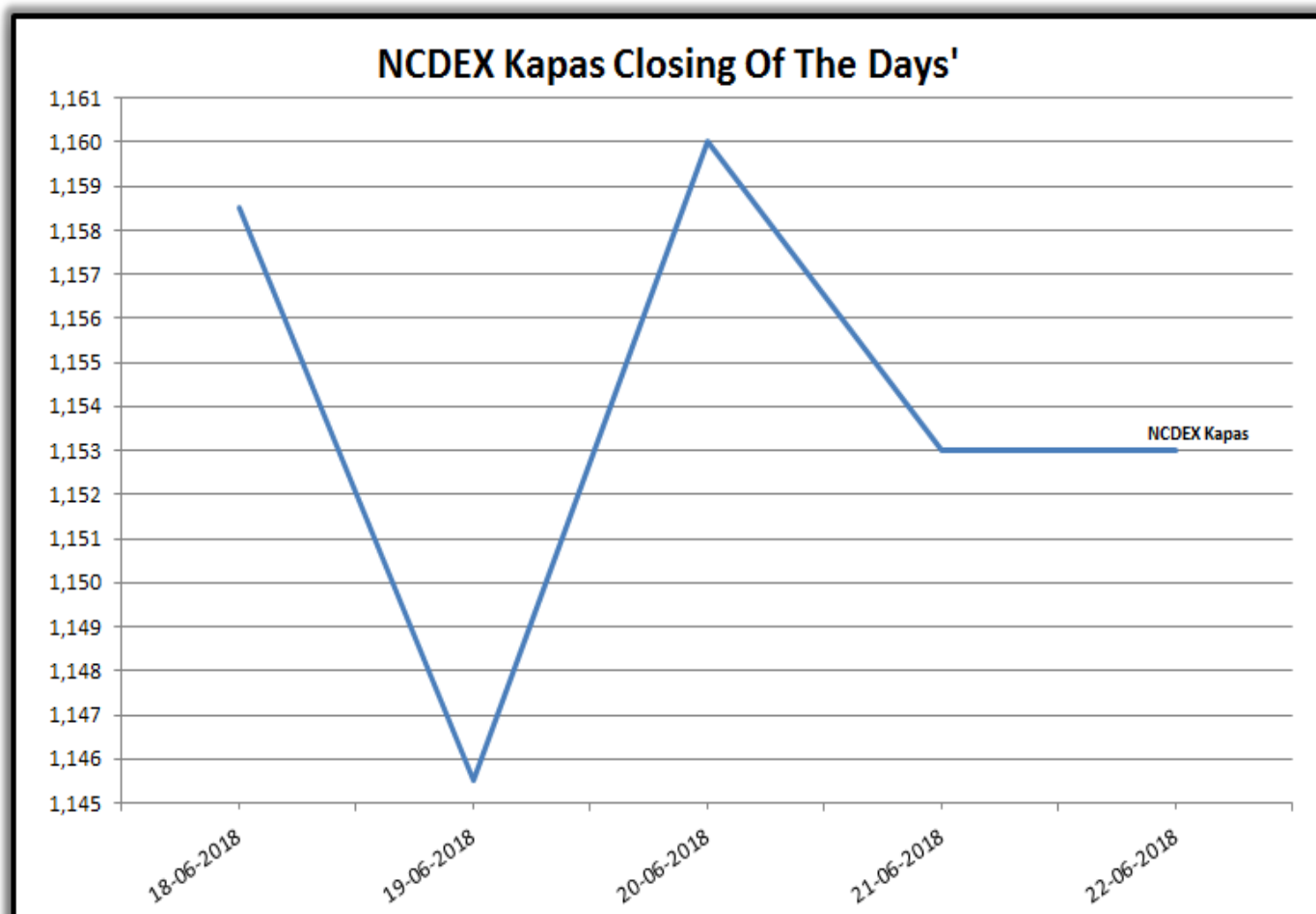


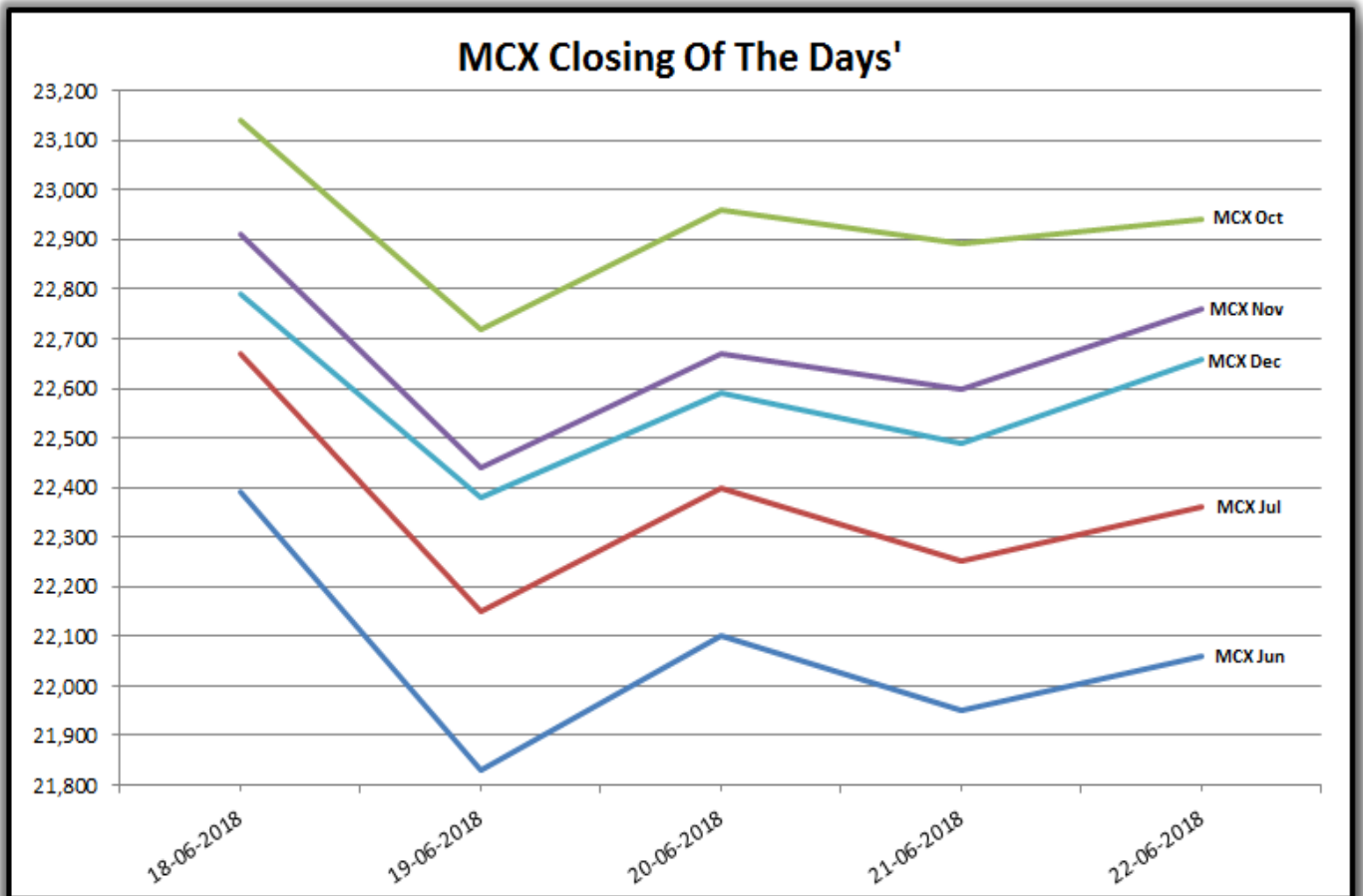
ICE Closing Of The Days'



Indian Indices

Date	NCDEX Kapas	MCX				
	April	Jun	Jul	Oct	Nov	Dec
18-06-2018	1158.5	22,390	22,670	23,140	22,910	22,790
19-06-2018	1145.5	21,830	22,150	22,720	22,440	22,380
20-06-2018	1160	22,100	22,400	22,960	22,670	22,590
21-06-2018	1153	21,950	22,250	22,890	22,600	22,490
22-06-2018	1153	22,060	22,360	22,940	22,760	22,660





Report prepared by

Kalpesh Patel

Manager

Gujcot Trade Association