



# GUJCOT TRADE ASSOCIATION

WEEKLY REPORT 25-MAY-2019

**Best wishes to New Government of India. Whole Textile Value Chain expect best ever steps to improve textile trade from the new government.**

## **Market Movement from 20<sup>th</sup> May 2019 to 25<sup>th</sup> May 2019**

- NY future gained w/w 240 points in July and 117 points in December. it is true that US Cotton is the cheapest in the world, so all destinations booked US Cotton which also was reflected on current, next and even 2020/21 crop year sales also. It proves that cheaper cotton can be sold faster even in absence of Chinese buying.
- Despite volatility in NY future, Indian basis remained steady.
- Indian physical market remained firm with low arrivals and firm sentiment of sellers. Investors and merchants were seller during this week but Ginners remained firm.
- Indian consumers booked daily imports to meet their future requirements.
- Indian Ginners are on cross road to decide when and on which rate to exit from the market. Imported cotton is big competitor to earn from stock.
- Gujarat 29 mm Cotton sold between 44,600 to 45,350 Rs/Candy.
- All India Daily Arrivals remained between 20,000 to 25,000 bales.
- Gujarat Daily Pressing was approximately 5,000 to 8,000 bales.
- NY Jul futures w/w gain 2.40 cents.
- Indian Rupee remained strong between 69.52 to 70.01 during this week.



# GUJCOT TRADE ASSOCIATION

## WEEKLY REPORT 25-MAY-2019

### Global

#### US Weekly Export Sales

- Net UPLAND sales of 3,81,500 RB for 2018-2019 were up 68 percent from the previous week and 80 percent from the prior 4-week average. Increases were reported for India (98,500 RB), Turkey (93,200 RB), Bangladesh (57,600 RB), and Vietnam (50,900 RB), including 24,600 RB switched from China and decreases of 100 RB). Reductions were for China (25,100 RB).
- For 2019-2020, net UPLAND sales of 2,41,500 RB were primarily for Vietnam (79,000 RB), El Salvador (65,800 RB), Honduras (21,100 RB), China (19,800 RB), and India (15,800 RB).
- UPLAND Exports of 3,48,600 RB were down 4 percent from the previous week, but up 3 percent from the prior 4-week average. Exports were primarily to Vietnam (79,800 RB), Pakistan (53,300 RB), Turkey (46,300 RB), China (42,200 RB), and India (30,600 RB).
- Net sales reductions of PIMA totaling 2,100 RB were down noticeably from the previous week and from the prior 4-week average. Increases primarily for India (400 RB), Taiwan (400 RB), Bangladesh (300 RB), Germany (300 RB), and Turkey (300 RB), were partially offset by reductions for Indonesia (4,100 MT). For 2019-2020, net sales of 4,500 MT were reported for Indonesia (4,100 RB) and India (400 RB).
- PIMA Exports of 13,000 RB were down 43 percent from the previous week and 15 percent from the prior 4-week average. The destinations were India (4,600 RB), China (3,100 RB), Vietnam (2,200 MT), Peru (1,300 RB), and Pakistan (1,000 RB).

US Export Sales	16-May-2019
<b>Marketing Year 2018-19</b>	
Upland Gross Sales	4,06,300
Cancellation	24,800
<b>Net Upland Sales</b>	<b>3,81,500</b>
PIMA Gross Sales	2,000
Cancellation	4,100
<b>Net PIMA Sales</b>	<b>-2,100</b>
Total Gross Sales	4,08,300
Total Cancellation	28,900
<b>Total Net Sales</b>	<b>3,79,400</b>
<b>Shipments</b>	
UPLAND	3,48,600
PIMA	13,000
<b>Total Shipment</b>	<b>3,61,600</b>
<b>Marketing Year 2019-20</b>	
Net Upland Sales	2,41,500
Net PIMA Sales	4,500
<b>Total Net Sales</b>	<b>2,46,000</b>
All Figures in US Running Bale	

#### China Cotton Auction

#### Cumulative Update

From May 5 to May 24, the cumulative turnover of reserve cotton was 160,300 tons, and the turnover rate was 92.22%.



# GUJCOT TRADE ASSOCIATION

## WEEKLY REPORT 25-MAY-2019

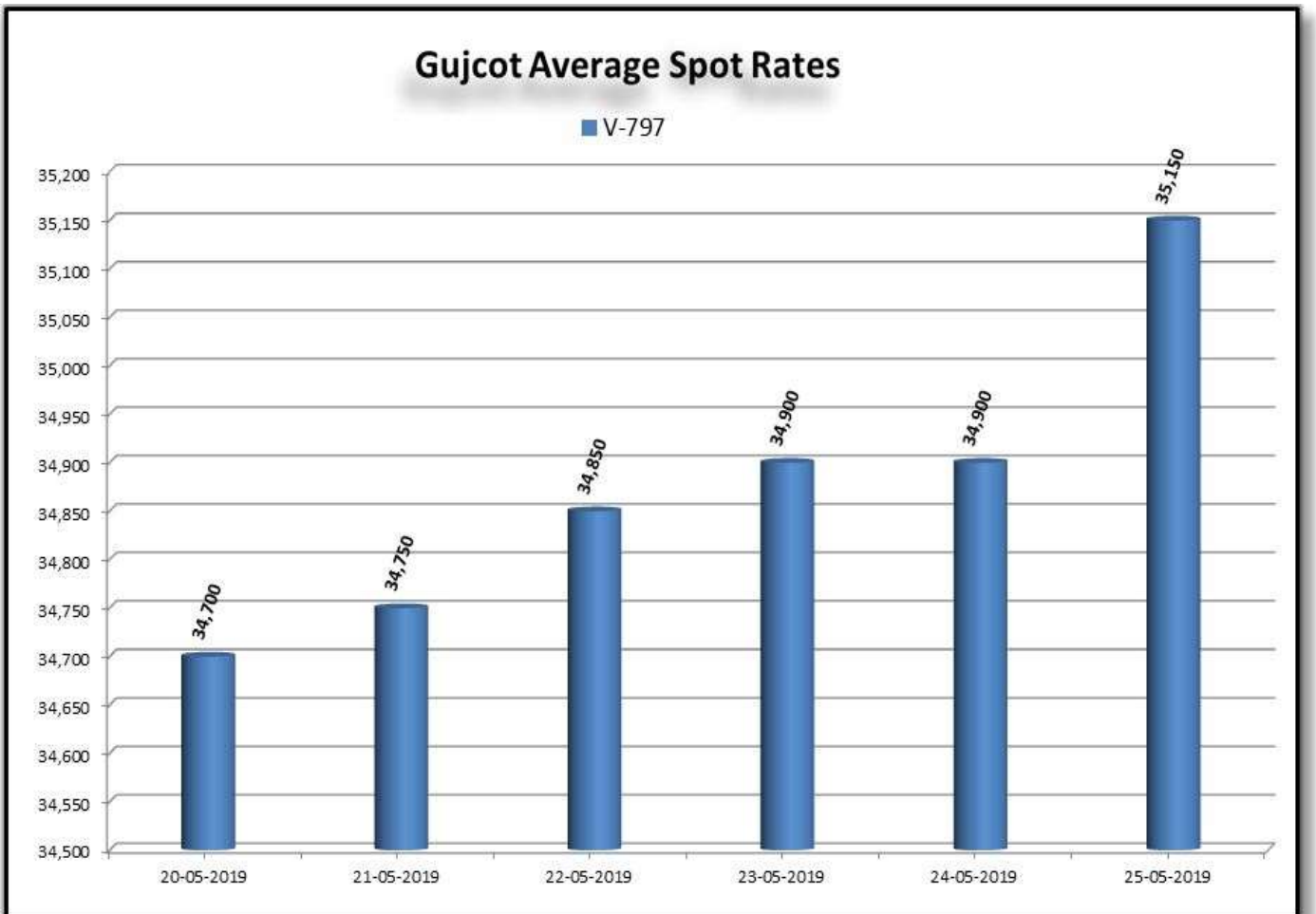
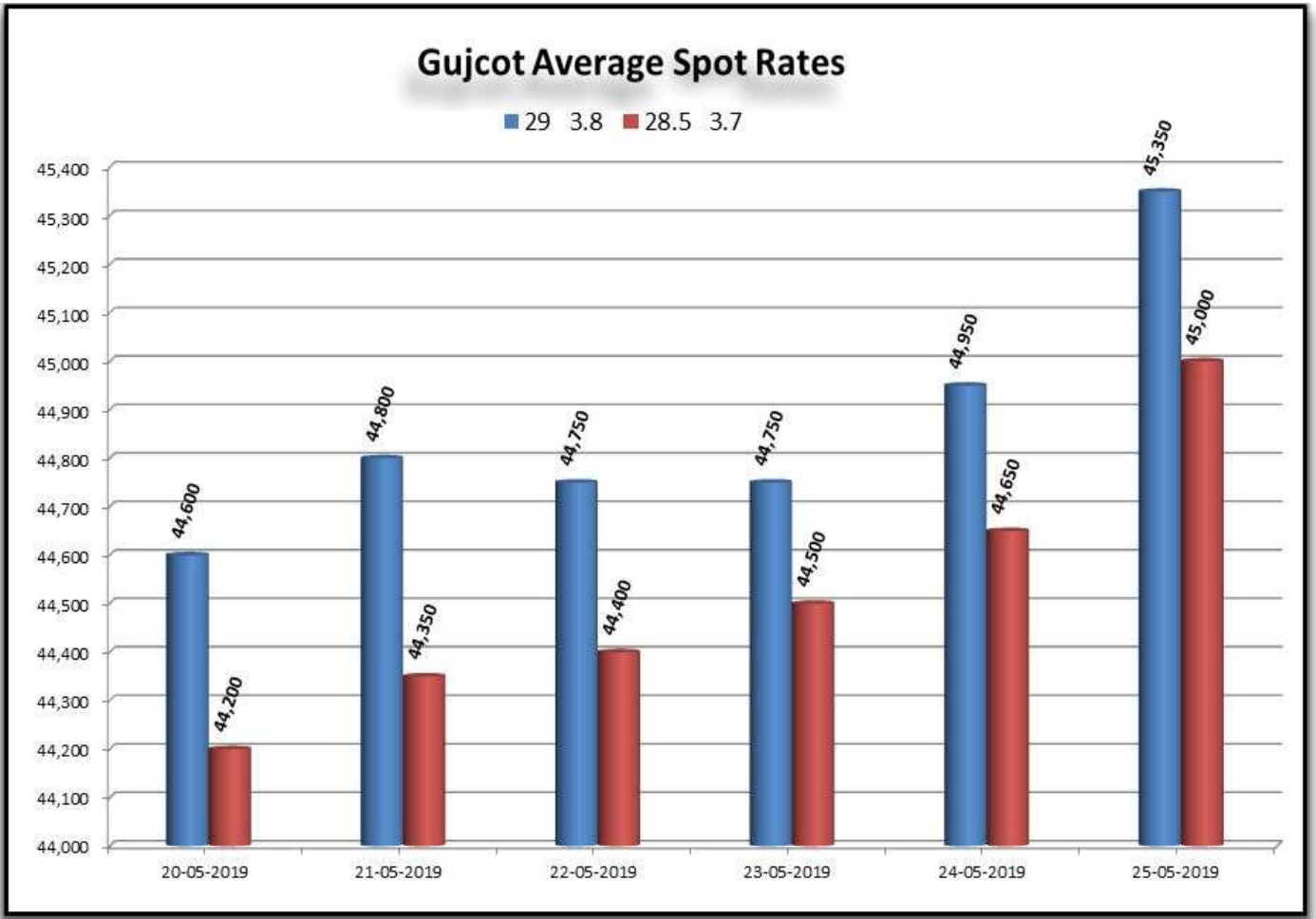
Average Rate Of Last week					
Variety	Staple Length	Mic.	Price Range		Average Of 6 Days
			Low	High	
Shankar 6	29	3.8	44,600	45,350	44,867
Shankar 6	28.5	3.7	44,200	45,000	44,517
Shankar 6	28	3.6	No Quote	No Quote	No Quote
Shankar 6	27	3.2	No Quote	No Quote	No Quote
Shankar 6	26	3.0	No Quote	No Quote	No Quote
V-797	13% Trash		34,700	35,150	34,875
MCX Spot Rate			21,450	21,710	21,608
USD Exchange Rate			69.52	70.01	69.69

Rate Of Last Week					
Date	29 3.8	28.5 3.7	V-797	MCX Spot Rate	USD-INR Exchange
20-05-2019	44,600	44,200	34,700	21,450	69.74
21-05-2019	44,800	44,350	34,750	21,550	69.71
22-05-2019	44,750	44,400	34,850	21,620	69.66
23-05-2019	44,750	44,500	34,900	21,610	70.01
24-05-2019	44,950	44,650	34,900	21,710	69.52
25-05-2019	45,350	45,000	35,150	21,710	69.52



# GUJCOT TRADE ASSOCIATION

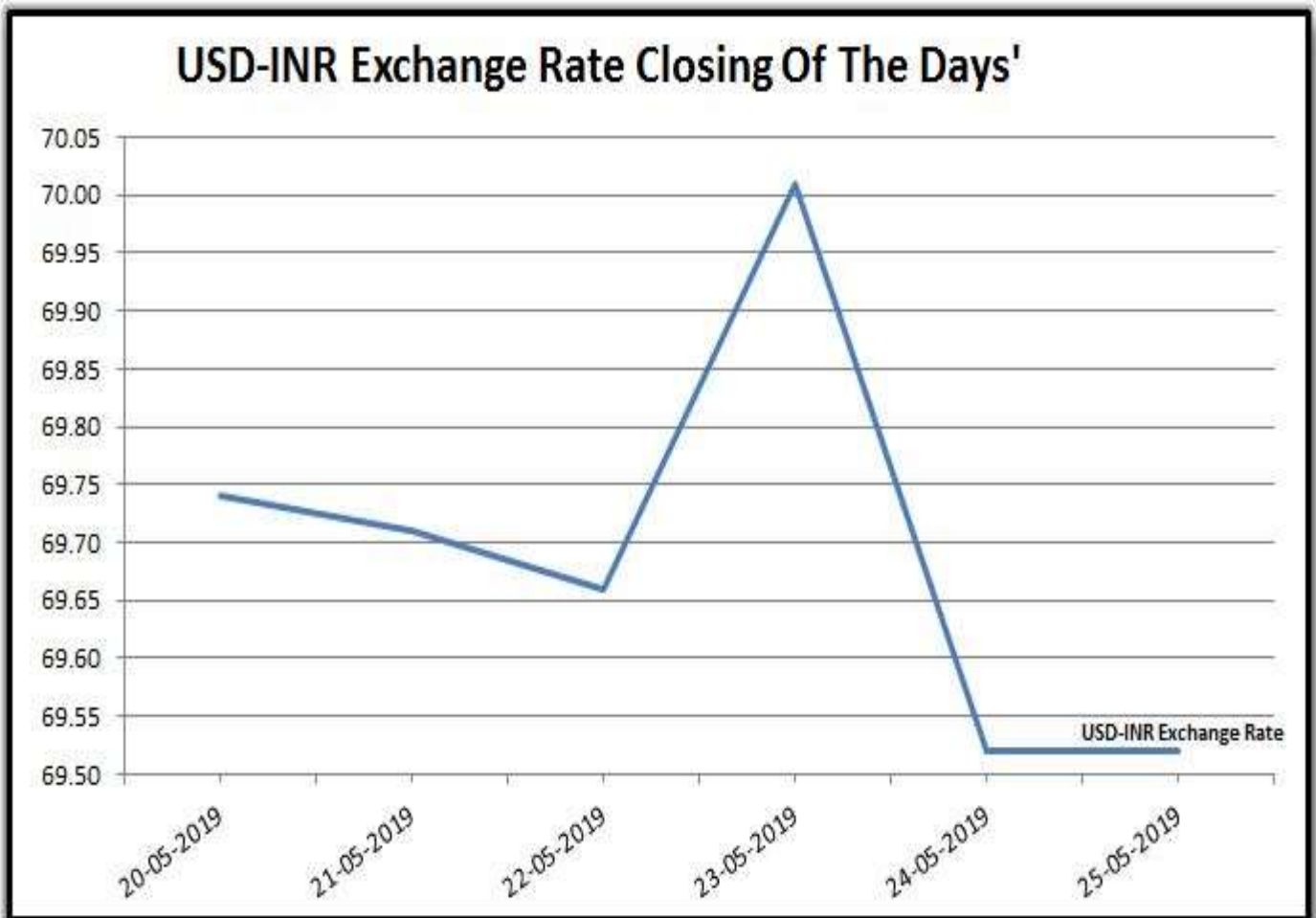
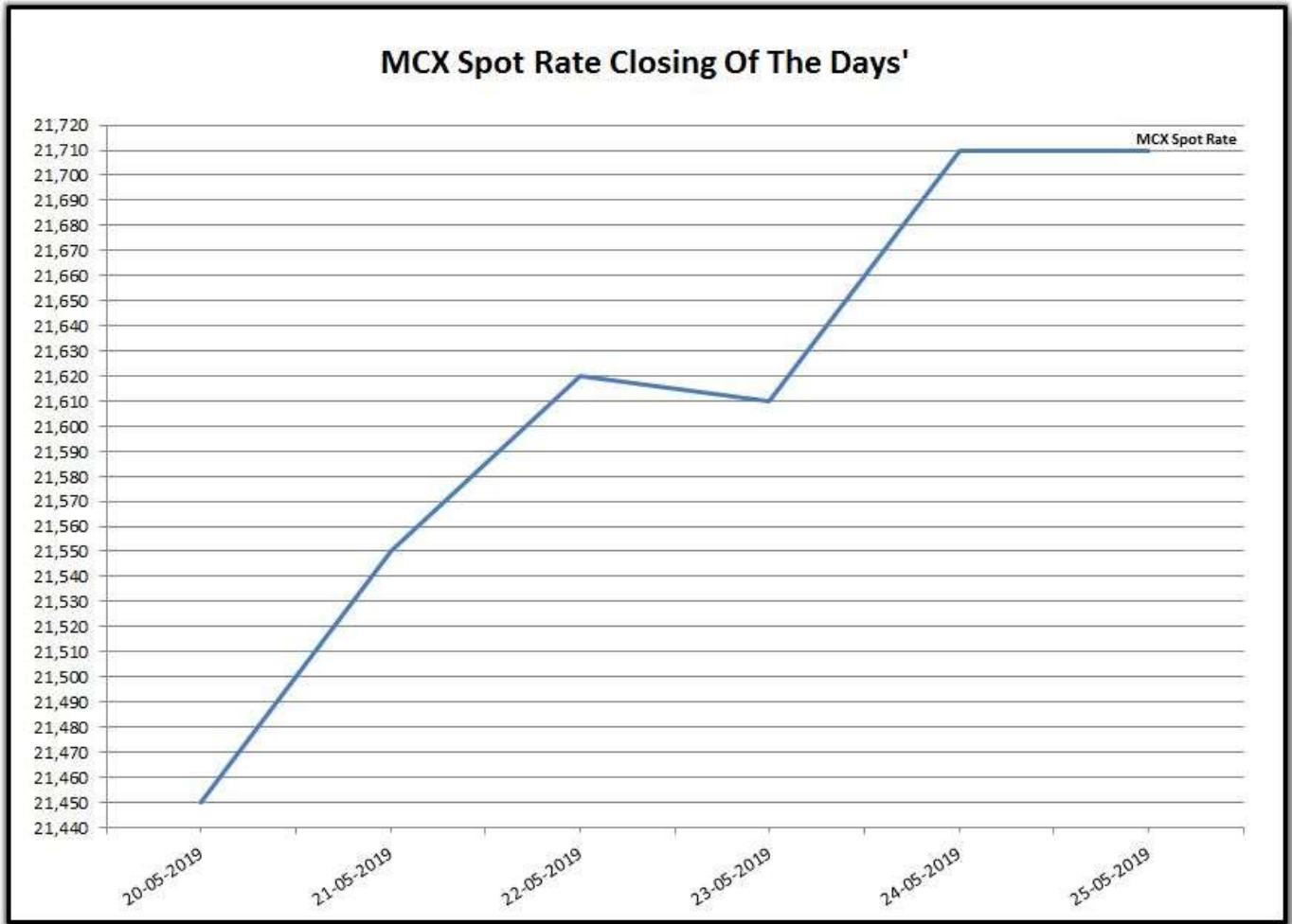
WEEKLY REPORT 25-MAY-2019





# GUJCOT TRADE ASSOCIATION

## WEEKLY REPORT 25-MAY-2019

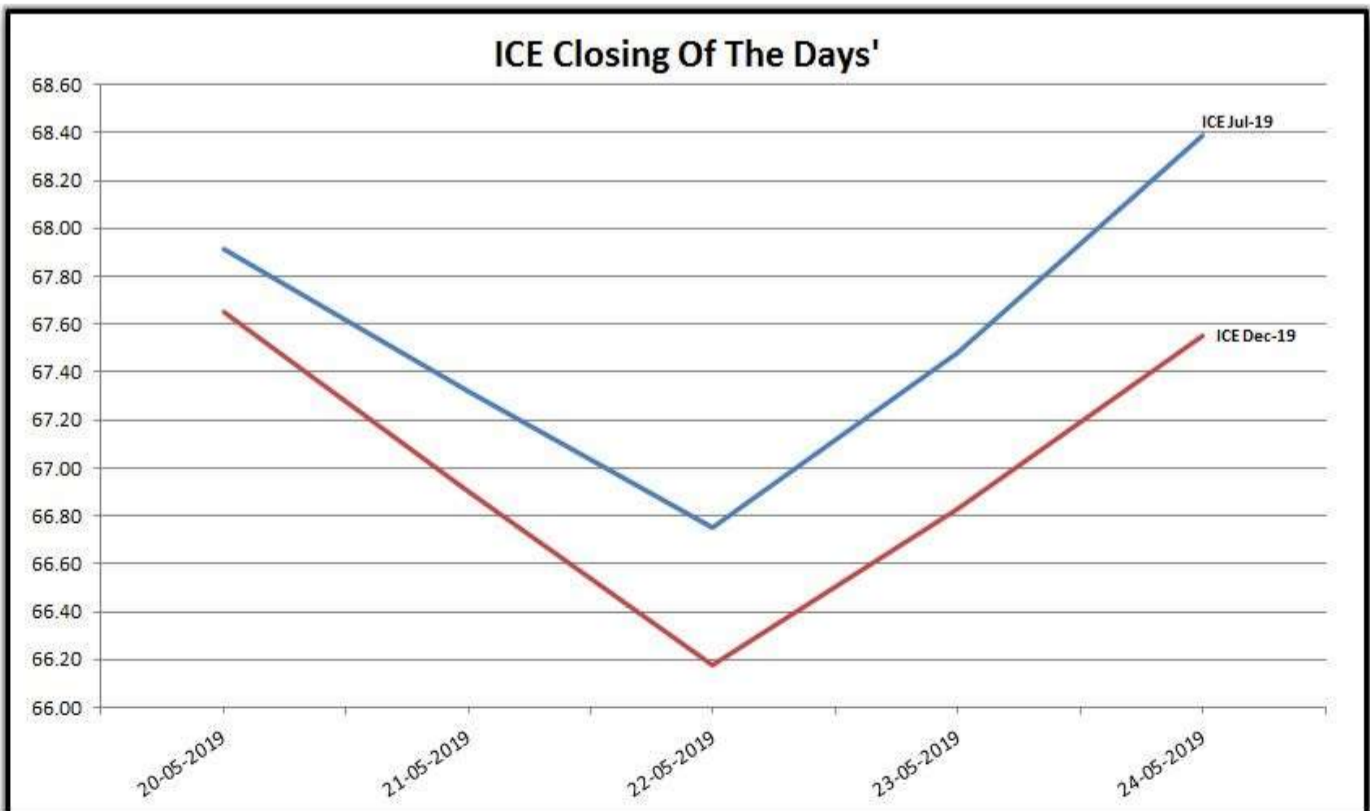
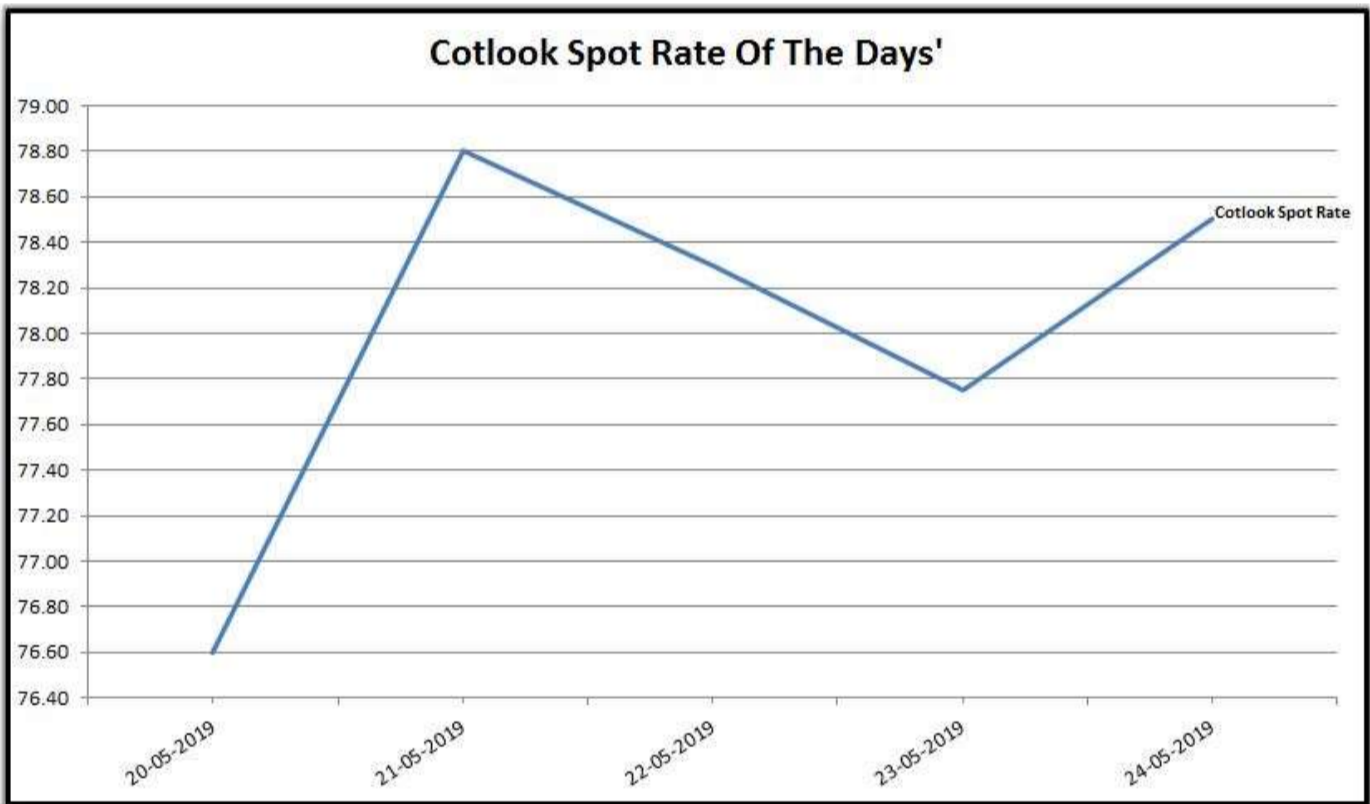




# GUJCOT TRADE ASSOCIATION

WEEKLY REPORT 25-MAY-2019

Foreign Indices			
Date	Cotlook	ICE	
	Spot Rate	Jul-19	Dec-19
20-05-2019	76.60	67.91	67.65
21-05-2019	78.80	67.32	66.90
22-05-2019	78.30	66.75	66.18
23-05-2019	77.75	67.48	66.83
24-05-2019	78.50	68.39	67.55

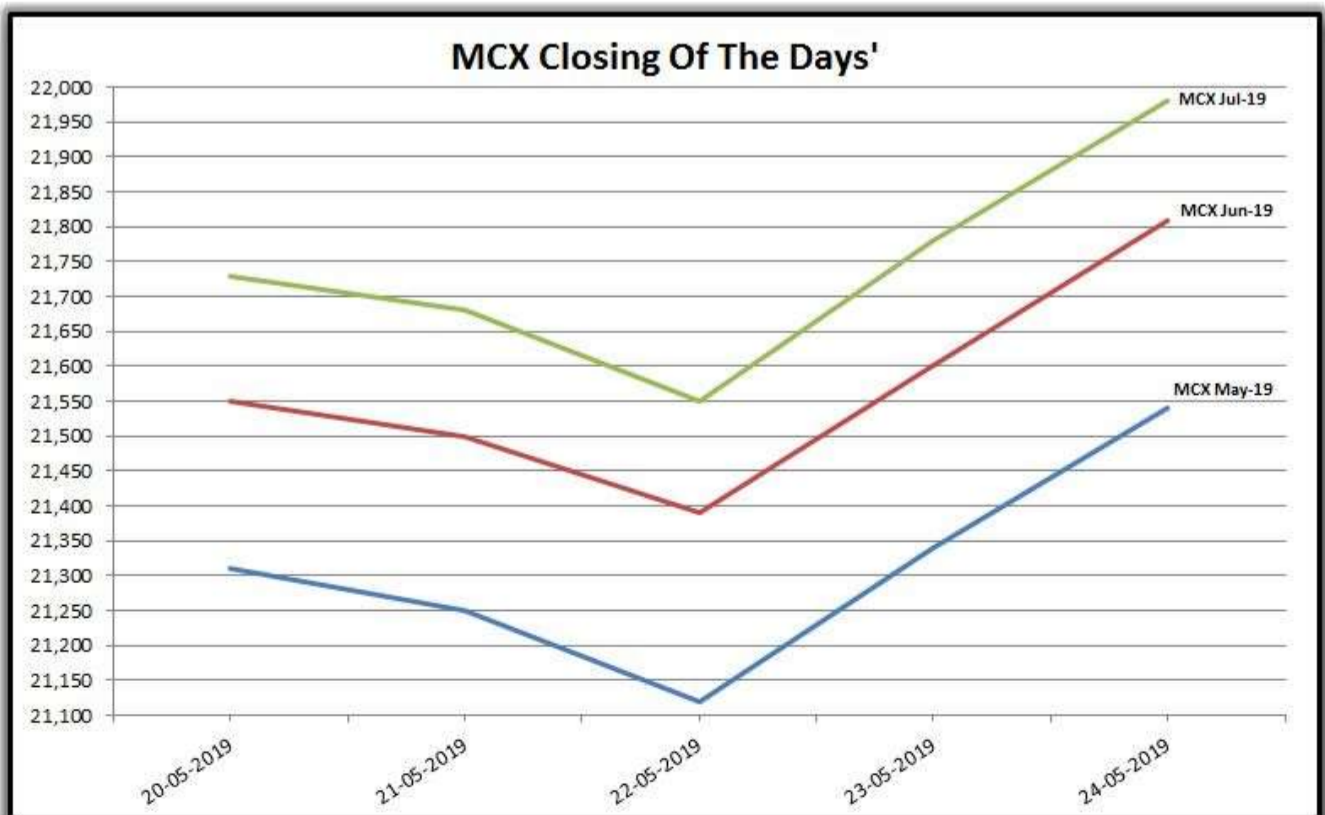
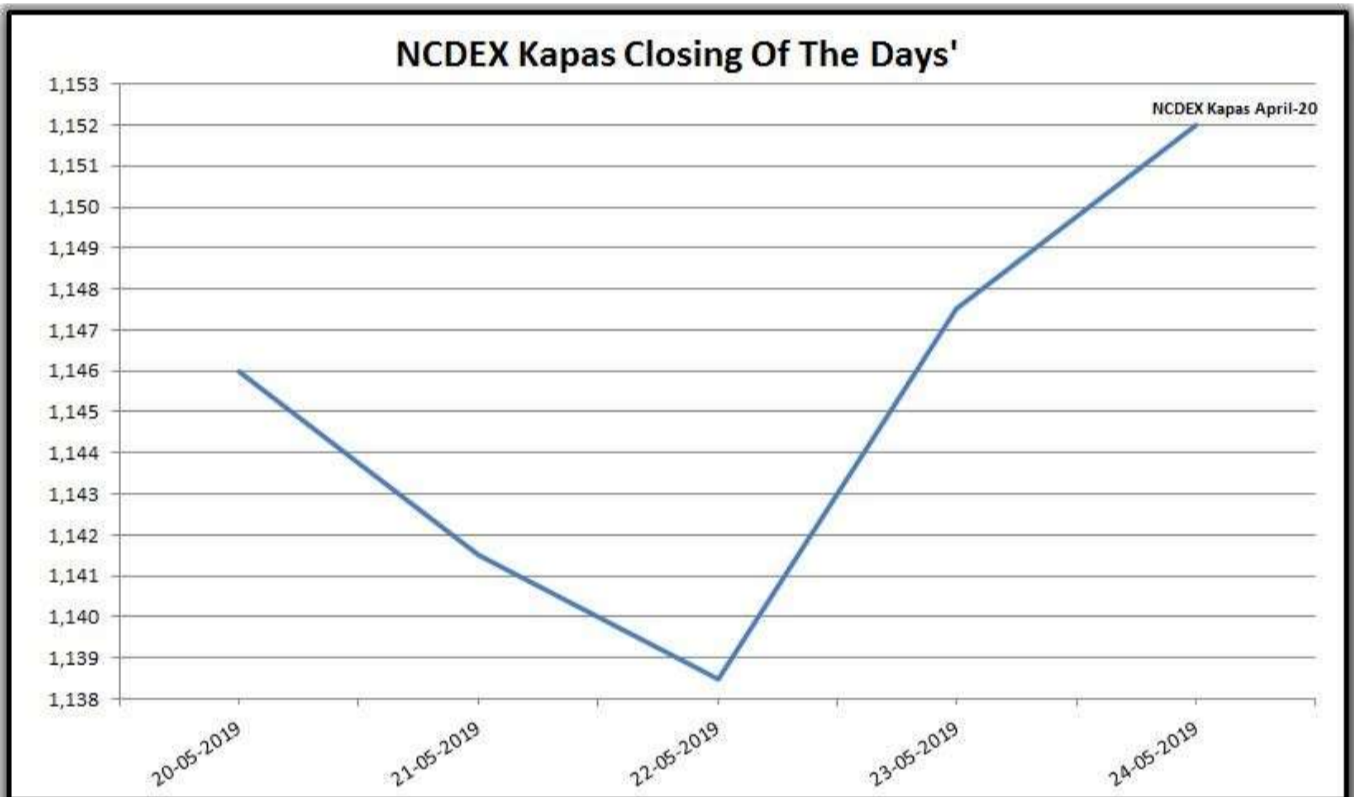




# GUJCOT TRADE ASSOCIATION

WEEKLY REPORT 25-MAY-2019

Indian Indices				
Date	NCDEX Kapas	MCX		
	30-Apr-19	May-19	Jun-19	Jul-19
20-05-2019	1146.00	21,310	21,550	21,730
21-05-2019	1141.50	21,250	21,500	21,680
22-05-2019	1138.50	21,120	21,390	21,550
23-05-2019	1147.50	21,340	21,600	21,780
24-05-2019	1152.00	21,540	21,810	21,980



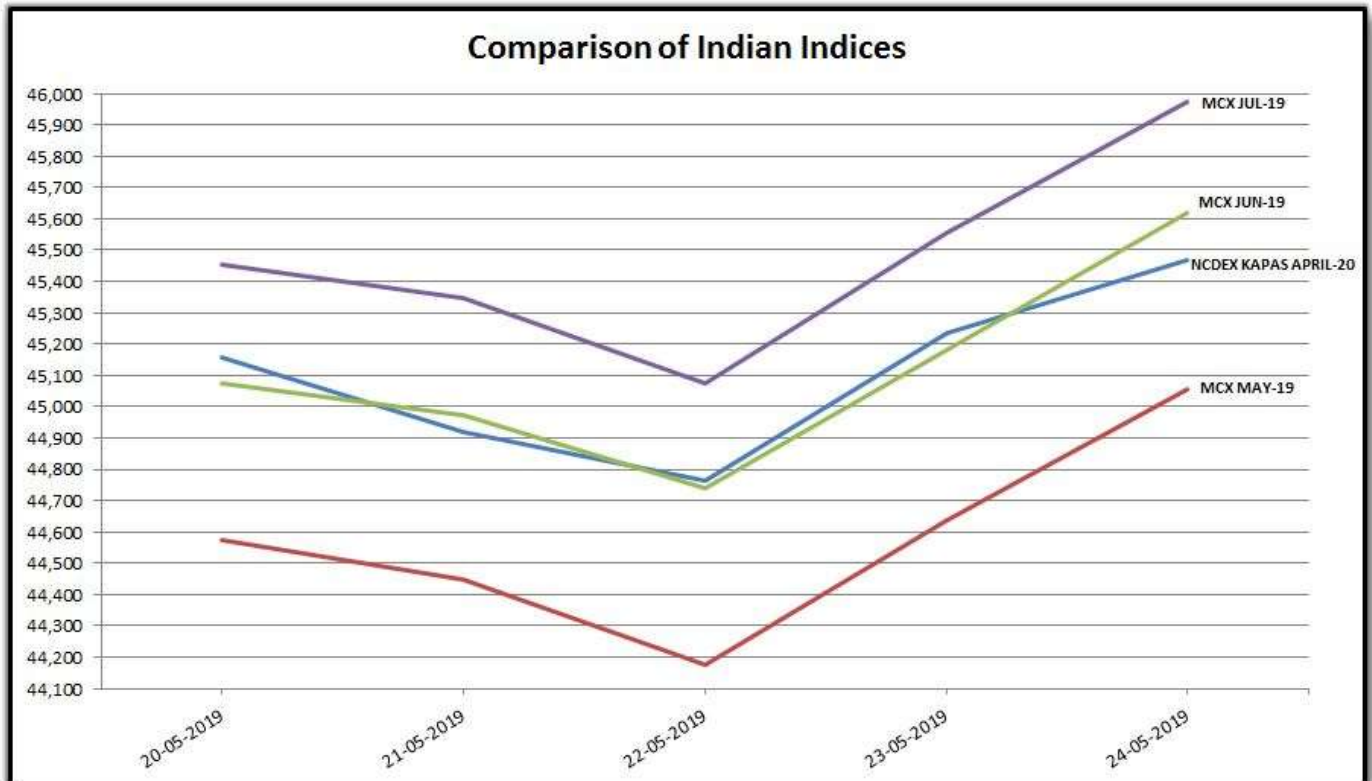


# GUJCOT TRADE ASSOCIATION

## WEEKLY REPORT 25-MAY-2019

Indian Indices in Candy Rate				
Date	NCDEX Kapas	MCX		
	April	May-19	Jun-19	Jul-19
20-05-2019	45,156	44,574	45,076	45,453
21-05-2019	44,921	44,449	44,972	45,348
22-05-2019	44,764	44,177	44,741	45,076
23-05-2019	45,234	44,637	45,181	45,557
24-05-2019	45,470	45,055	45,620	45,976

Remark :- For NCDEX Kapas we have taken seed rate 500/20 Kg to convert in Candy.



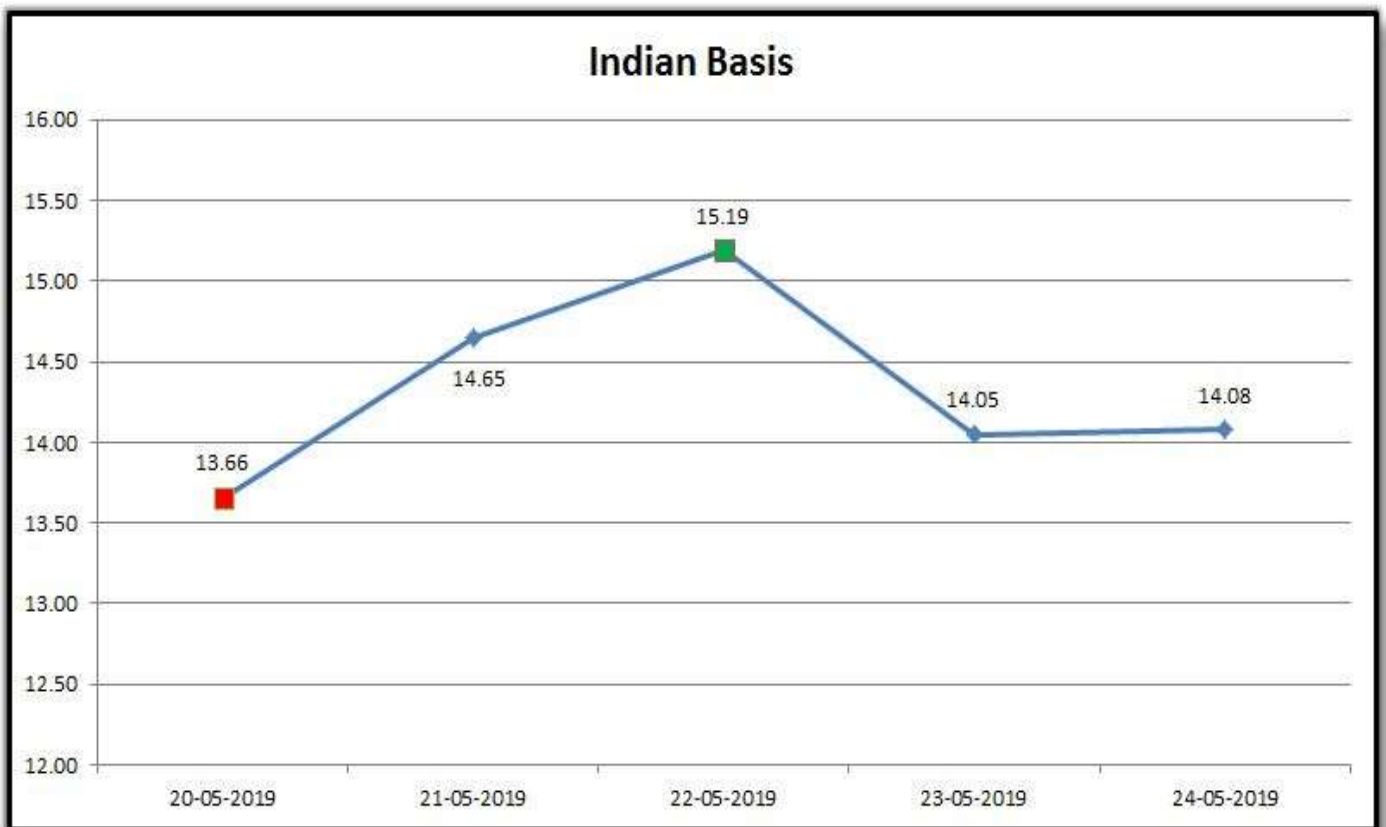




# GUJCOT TRADE ASSOCIATION

## WEEKLY REPORT 25-MAY-2019

Indian Basis					
DATE	29 MM	USD-INR	CENTS/LB	ICE JUL	BASIS
20-05-2019	44,600	69.74	81.57	67.91	13.66
21-05-2019	44,800	69.71	81.97	67.32	14.65
22-05-2019	44,750	69.66	81.94	66.75	15.19
23-05-2019	44,750	70.01	81.53	67.48	14.05
24-05-2019	44,950	69.52	82.47	68.39	14.08





# GUJCOT TRADE ASSOCIATION

WEEKLY REPORT 25-MAY-2019

## IN THE WEEK AHEAD

- Tuesday at 3:00 p.m. Central – Crop Progress and Condition
- Friday at 7:30 a.m. Central – Export Sales Report
- Thursday at 2:30 p.m. Central – Cotton-On-Call
- Friday at 2:30 p.m. Central – Commitments of Traders

**One stop solution for all cotton related reports and information.**

Visit <https://www.gujcot.com>. It's updated every day in real time.

You can view

- Gujarat Daily Spot Rate at 5:30 pm and Historical Data
- Gujarat Latest Pressing Report and Historical Data
- Daily Weather Report
- Cotton Advisory Board Balance sheet and Area, Production, Yield reports from cotton season 1991-1992 to 2017-2018 estimate available from Menu->Reports
- All Historical Gujcot Weekly Reports Menu->Reports
- All India Cotton Sowing data
- Gujarat Cotton Sowing District wise Report
- US Export Sales Report
- US Crop Progress Report
- China Cotton Auction Update
- International Cotton Indices and Spot Rates.
- USDA WASDE Report
- ICE Cotton On Call Report
- And All other National & International reports and upcoming events

## Report Sponsors:

Click on Sponsor's Logo to visit Sponsor's Website

 **LDC. Louis Dreyfus Company**



**Jaydeep Cotton Fibres Pvt. Ltd**



**glossy**  
C O T E X

## Report prepared by

Kalpesh Patel

Manager

**Gujcot Trade Association**