



GUJCOT TRADE ASSOCIATION

WEEKLY REPORT 31-AUG-2019

Market Movement from 26th Aug 2019 to 31st Aug 2019

- This week was highly volatile week with Sino-US trade war. Tweet from president Trump triggered sell off at the start of the week and NY December posted its multi-year low of 56.59 but recovered with some positive news regarding trade talk and Hurricane Dorian. Ultimately December NY closed with gain of 62 points w/w.
- Last Cotton future of the season expired on 30th. Last trading week it traded overvalue because of delivery.
- Indian physical market remained in all time pressure. Ginners and stockiest wants to exit now as new cotton season is knocking the door. Still Indian basis is too high. Mills are covering only immediate requirement only. over all spot physical market remained easy with dull buying.
- All India cotton sowing till 29th of August was 124.905 lakh hectares against 117.661 lakh hectares last year on same time which is 6.16% higher YoY.
- Indian basis remained between 16.23 to 18.01.
- Gujarat 29 mm Cotton sold between 42,650 to 42,150 Rs/Candy.
- All India daily arrivals remained between 3,000 to 3,500 bales.
- Daily arrivals in Gujarat were nearly 1,500 to 2,000 bales.
- NY Dec futures gain 0.62 cents during this week.
- Indian Rupee remained strong between 72.02 to 71.40 during this week.



GUJCOT TRADE ASSOCIATION

WEEKLY REPORT 31-AUG-2019

Gujarat District wise Cotton Sowing

Gujarat Districtwise Cotton Sowing Till 26-August-2019			
Kutch	543	Saurashtra	18,843
Kutch	543	Surendranagar	3,546
		Rajkot	2,644
North Gujarat	2,383	Jamnagar	1,625
Banarsakantha	438	Porbandar	94
Patan	426	Junagadh	749
Mehsana	382	Amreli	4,029
Sabarkantha	577	Bhavnagar	2,378
Gandhinagar	236	Morbi	1,862
Aravali	324	Botad	1,638
		Gir Somnath	171
Middle Gujarat	3,182	Devbhumi Dwarka	107
Ahmedabad	1,103		
Anand	30	South Gujarat	1,571
Kheda	191	Surat	44
Panchmahal	117	Narmada	469
Dahod	10	Bharuch	964
Vadodara	796	Dang	0
Mahisagar	64	Navsari	0
Chota Udaipur	871	Valsad	0
		Tapi	94
TOTAL			26,522
TOTAL (Last Year)			27,007
All Figures in '00 Hectares			
Source :- Agriculture, Farmers Welfare and Co-operation Department Government of Gujarat			



GUJCOT TRADE ASSOCIATION

WEEKLY REPORT 31-AUG-2019

All India Cotton Sowing

All India Cotton Sowing				
As on 29-08-2019				
STATE	(Area in Lakh Hectare)			
	2019-2020	2018-2019	Change	
Punjab	4.020	2.840	1.180	41.55%
Haryana	7.010	6.650	0.360	5.41%
Rajasthan	6.445	4.961	1.484	29.91%
North India	17.475	14.451	3.024	20.93%
Gujarat	26.522	26.908	-0.386	-1.43%
Maharashtra	43.682	40.996	2.686	6.55%
Madhya Pradesh	6.090	6.880	-0.790	-11.48%
Central India	76.294	74.784	1.510	2.02%
Telangana	17.697	17.724	-0.027	-0.15%
Andra Pradesh	5.740	5.050	0.690	13.66%
Karnataka	5.611	3.840	1.771	46.12%
Tamil Nadu	0.117	0.062	0.055	88.71%
South Zone	29.165	26.676	2.489	9.33%
Orissa	1.700	1.578	0.122	7.73%
Others	0.271	0.172	0.099	57.56%
All India	124.905	117.661	7.244	6.16%

Source :- Department of Agriculture Cooperation & Farmer Welfare - Government of India



GUJCOT TRADE ASSOCIATION

WEEKLY REPORT 31-AUG-2019

Global

US Weekly Export Sales

- Net UPLAND sales of 1,46,000 RB for 2019-2020 were primarily for Turkey (46,100 RB, including decreases of 100 RB), Vietnam (27,800 RB), India (20,800 RB), Mexico (16,100 RB), and Malaysia (15,200 RB, including 2,600 RB switched from China). Reductions were reported for China (4,600 RB), the Philippines (2,600 RB), and Colombia (2,200 RB).
- UPLAND Exports of 1,71,000 RB were primarily to Vietnam (39,700 RB), Indonesia (19,100 RB), Mexico (17,500 RB), Turkey (16,900 RB), and India (15,600 RB).
- For 2020-2021, net UPLAND sales of 23,200 RB were primarily for Mexico (17,000 RB) and Peru (5,300 RB).
- Net sales of PIMA totaling 4,900 RB were primarily for Pakistan (2,200 RB), Thailand (1,000 RB), India (700 RB), Bangladesh (600 RB), and Japan (300 RB).
- PIMA Exports of 6,200 RB were primarily to India (3,000 RB), El Salvador (1,000 RB), Turkey (500 RB), Thailand (400 RB), and Peru (400 RB).

US Export Sales	22-Aug-2019
Marketing Year 2019-20	
Upland Gross Sales	1,51,300
Cancellation	5,300
Net Upland Sales	1,46,000
PIMA Gross Sales	4,900
Cancellation	0
Net PIMA Sales	4,900
Total Gross Sales	1,56,200
Total Cancellation	5,300
Total Net Sales	1,50,900
Shipments	
UPLAND	1,71,000
PIMA	6,200
Total Shipment	1,77,200
Marketing Year 2020-21	
Net Upland Sales	23,200
Net PIMA Sales	0
Total Net Sales	23,200
All Figures in US Running Bale	

China Cotton Auction

Cumulative Update

From May 5 to August 30, the cumulative turnover of reserve cotton was 770,900 tons, and the turnover rate was 84.07%.



GUJCOT TRADE ASSOCIATION

WEEKLY REPORT 31-AUG-2019

Gujarat Spot Rate Weekly Changes						
Variety	Staple Length	Mic.	24-08-2019	31-08-2019	Change	Change (in Per.)
					W/W	W/W
Shankar 6	29 mm	3.8	42,900	42,150	-750	-1.78%
Shankar 6	28.5 mm	3.6	42,400	41,650	-750	-1.80%
V-797	13 % Trash		33,300	32,900	-400	-1.22%
MCX Spot Rate			20,640	20,400	-240	-1.18%
USD-INR Exchange			71.66	71.40	-0.26	-0.36%

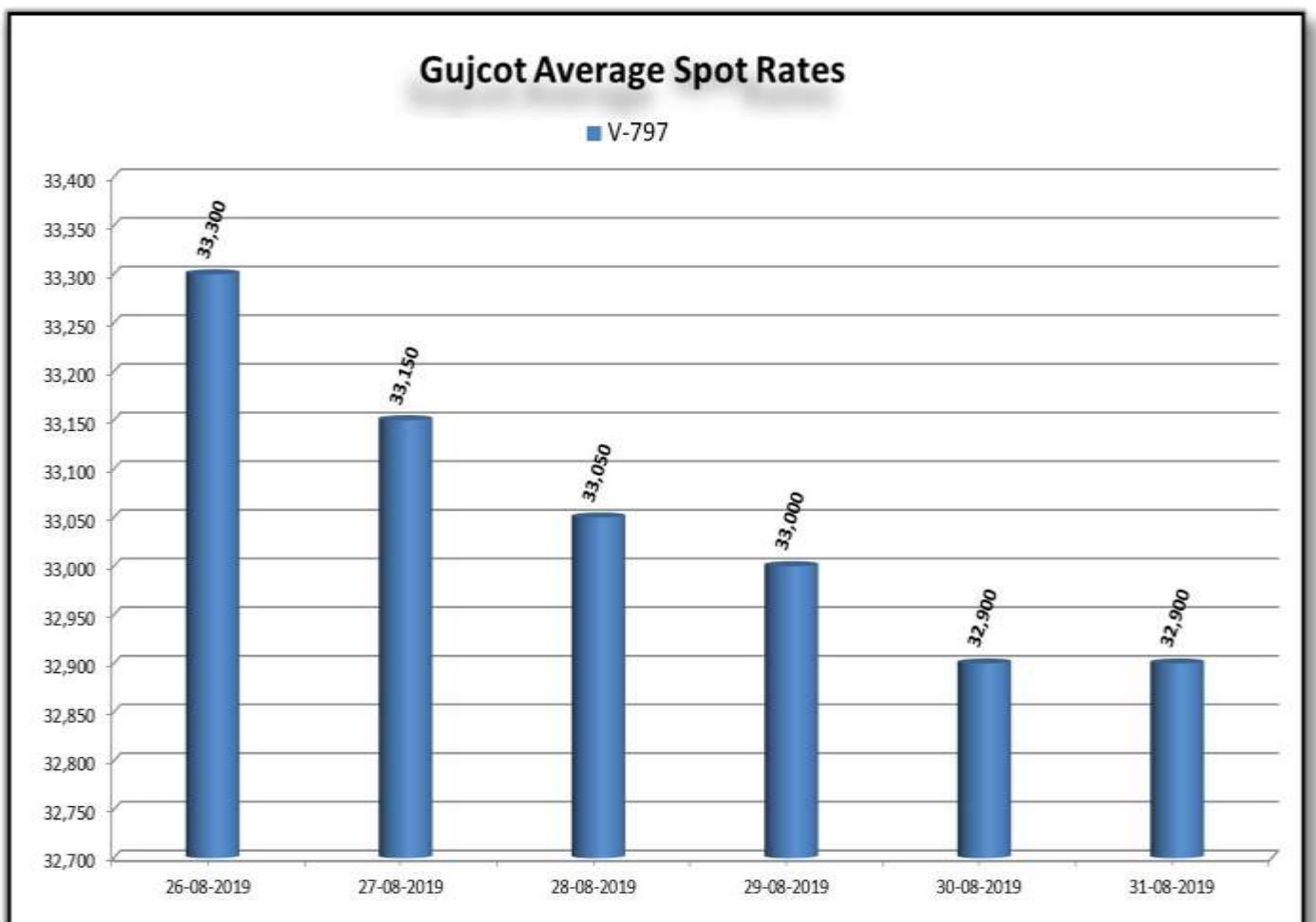
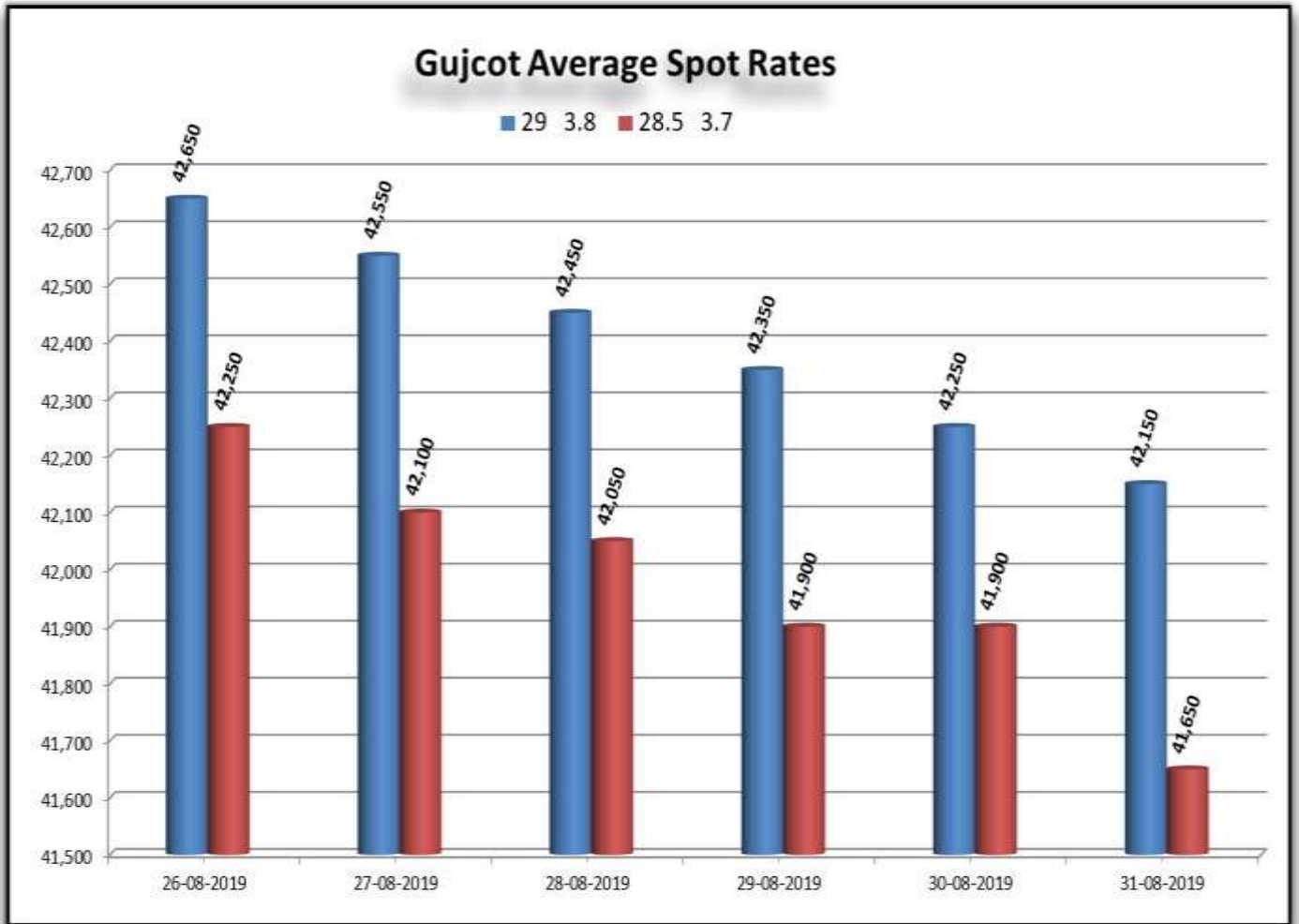
Average Rate of Last week					
Variety	Staple Length	Mic.	Price Range		Average Of 6 Days
			Low	High	
Shankar 6	29	3.8	42,150	42,650	42,400
Shankar 6	28.5	3.7	41,650	42,250	41,975
Shankar 6	28	3.6	No Quote	No Quote	No Quote
Shankar 6	27	3.2	No Quote	No Quote	No Quote
Shankar 6	26	3.0	No Quote	No Quote	No Quote
V-797	13% Trash		32,900	33,300	33,050
MCX Spot Rate			20,400	20,530	20,460
USD Exchange Rate			71.40	72.02	71.65

Rate of Last Week					
Date	29 3.8	28.5 3.7	V-797	MCX Spot Rate	USD-INR Exchange
26-08-2019	42,650	42,250	33,300	20,510	72.02
27-08-2019	42,550	42,100	33,150	20,530	71.48
28-08-2019	42,450	42,050	33,050	20,470	71.77
29-08-2019	42,350	41,900	33,000	20,450	71.80
30-08-2019	42,250	41,900	32,900	20,400	71.40
31-08-2019	42,150	41,650	32,900	20,400	71.40



GUJCOT TRADE ASSOCIATION

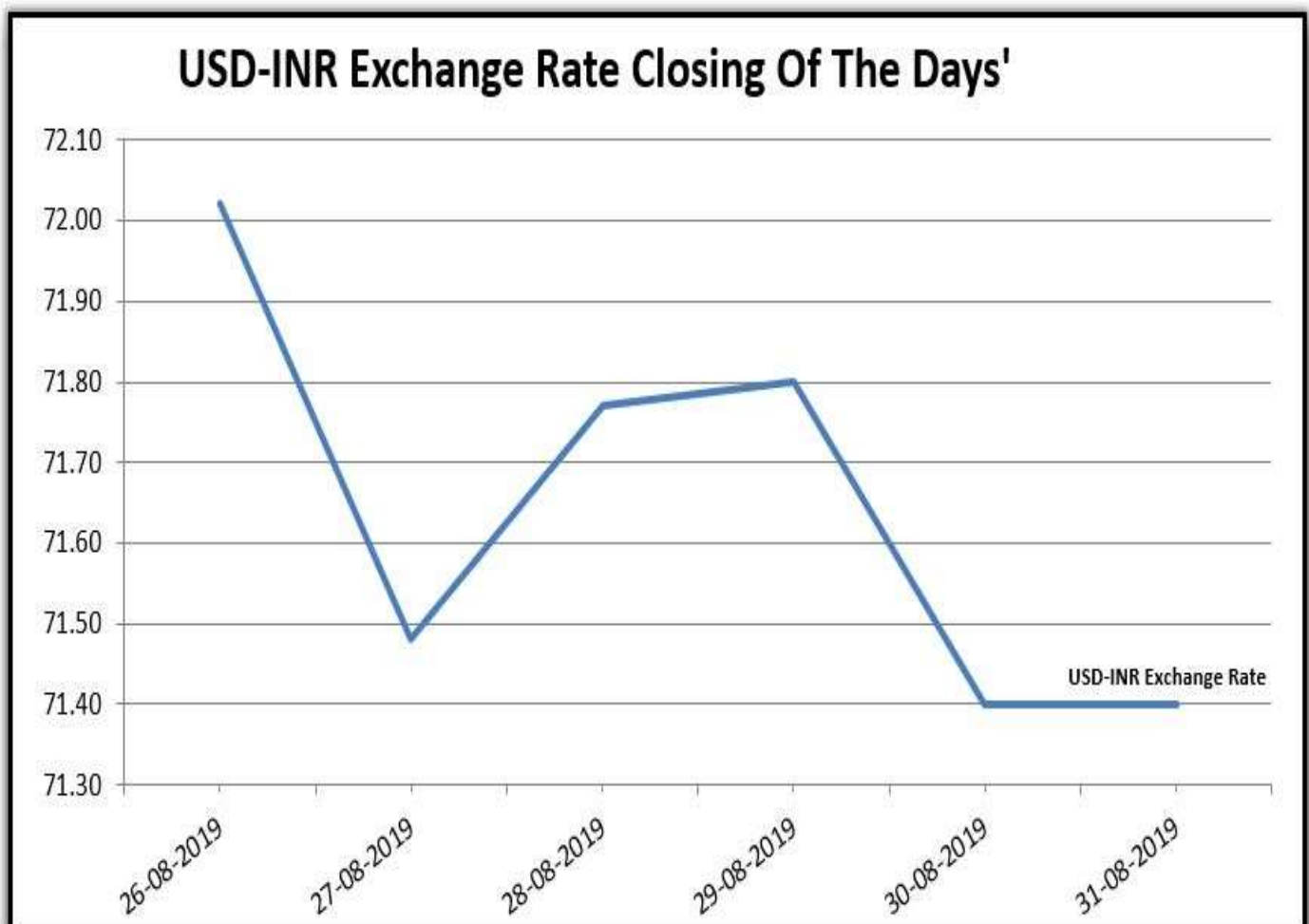
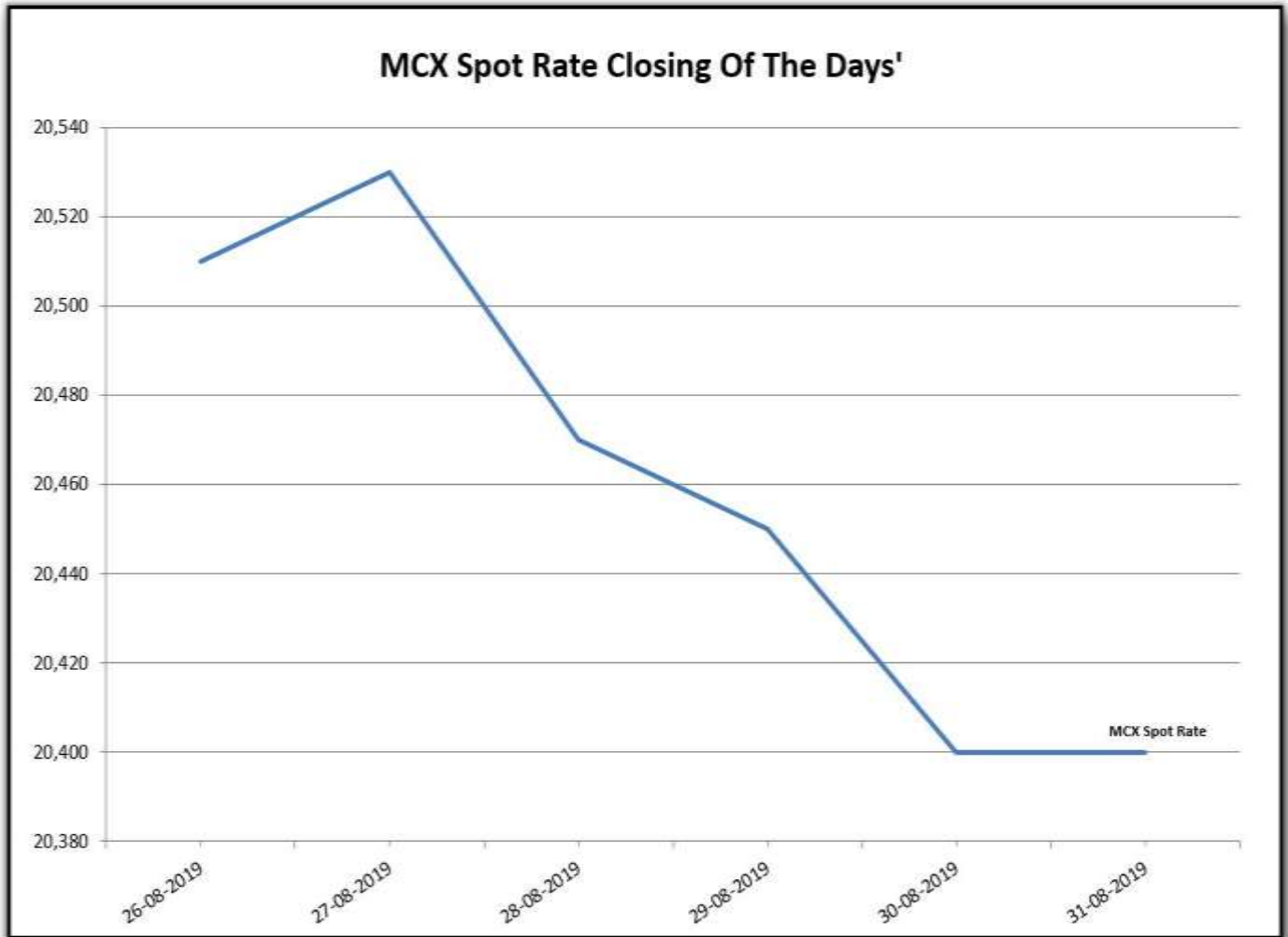
WEEKLY REPORT 31-AUG-2019





GUJCOT TRADE ASSOCIATION

WEEKLY REPORT 31-AUG-2019

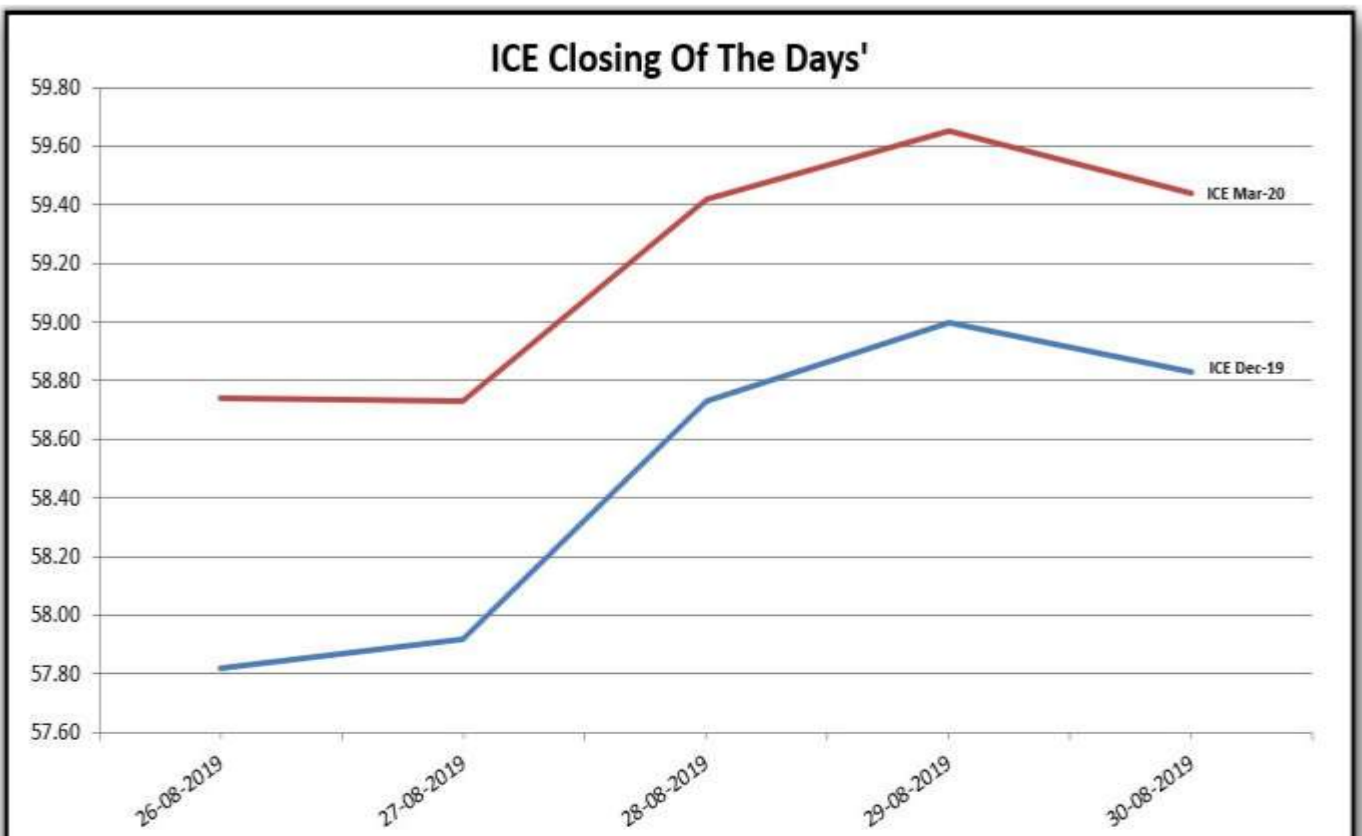
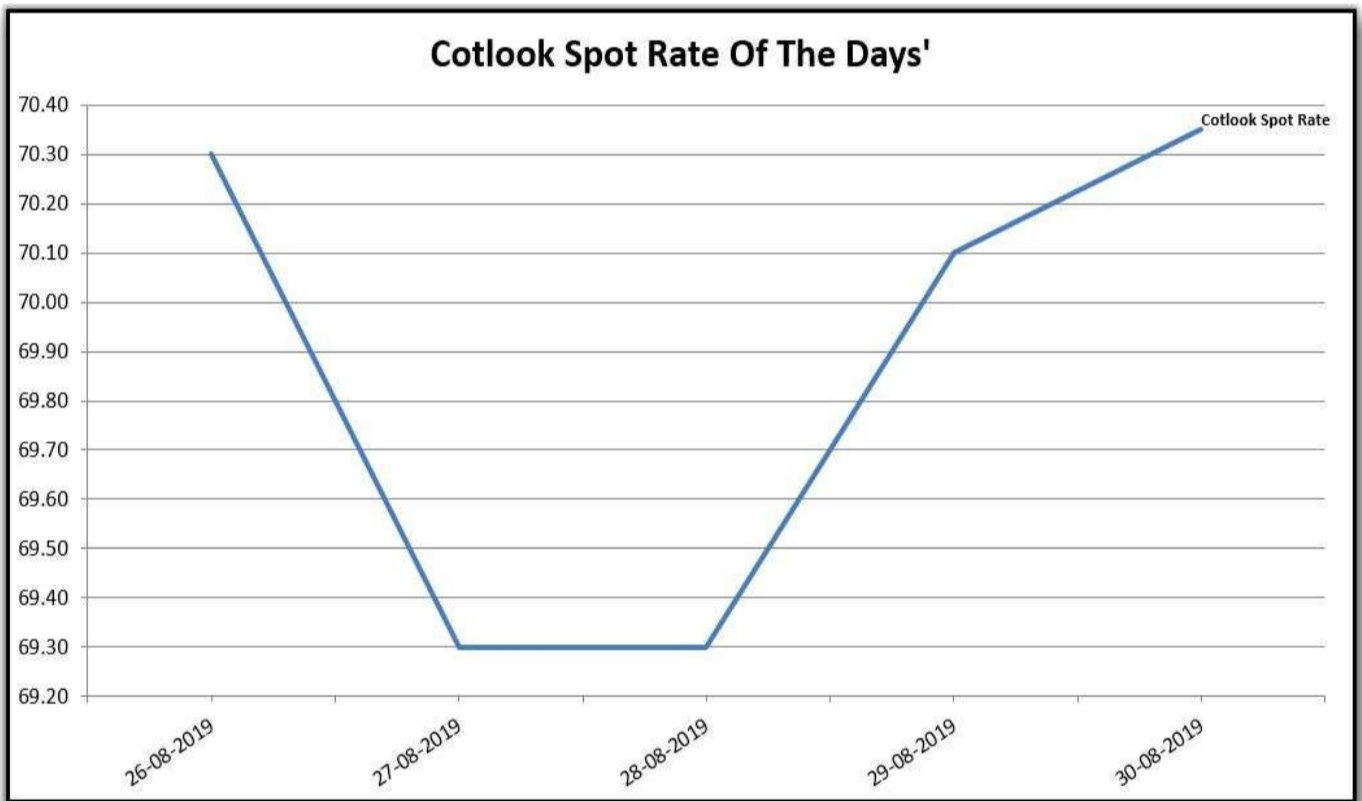




GUJCOT TRADE ASSOCIATION

WEEKLY REPORT 31-AUG-2019

Foreign Indices			
Date	Cotlook	ICE	
	Spot Rate	Dec-19	Mar-20
26-08-2019	70.30	57.82	58.74
27-08-2019	69.30	57.92	58.73
28-08-2019	69.30	58.73	59.42
29-08-2019	70.10	59.00	59.65
30-08-2019	70.35	58.83	59.44

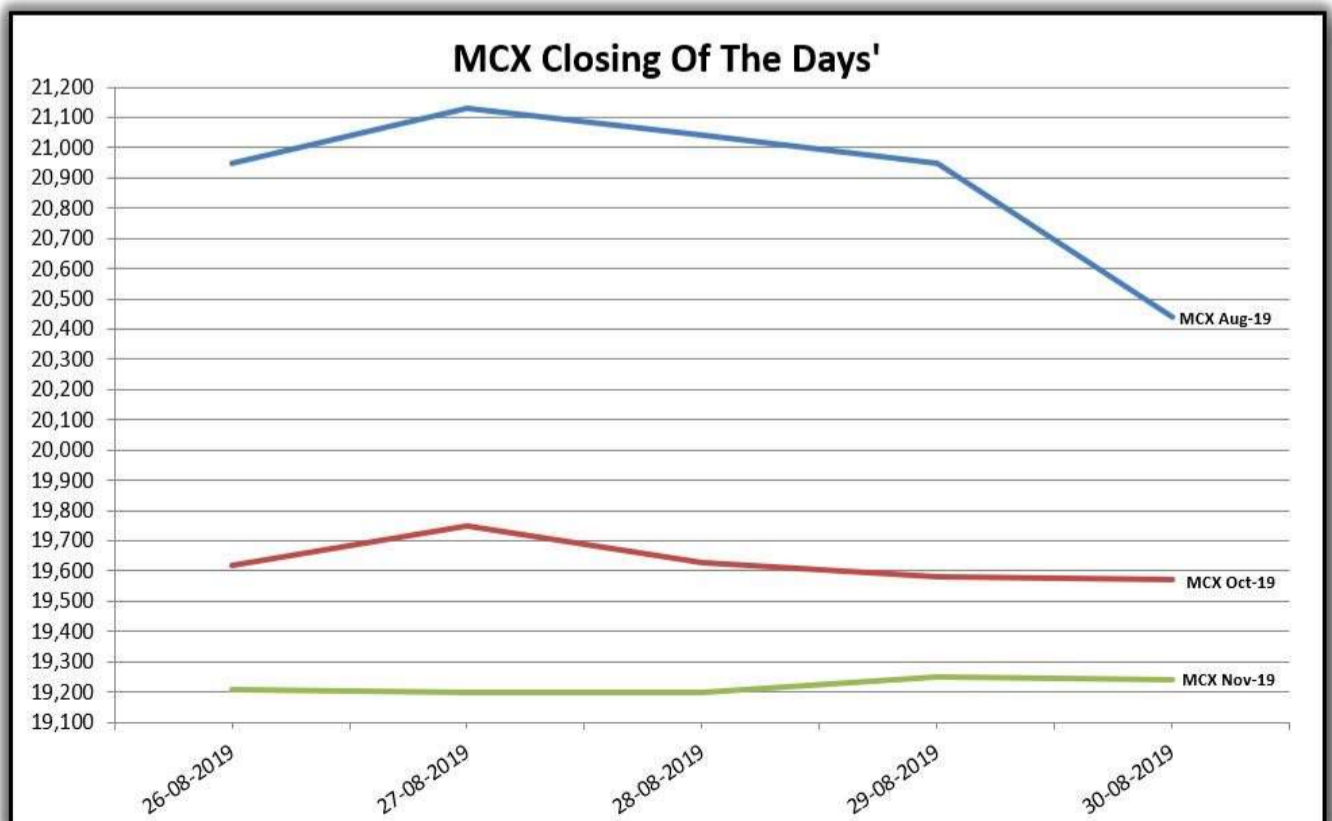
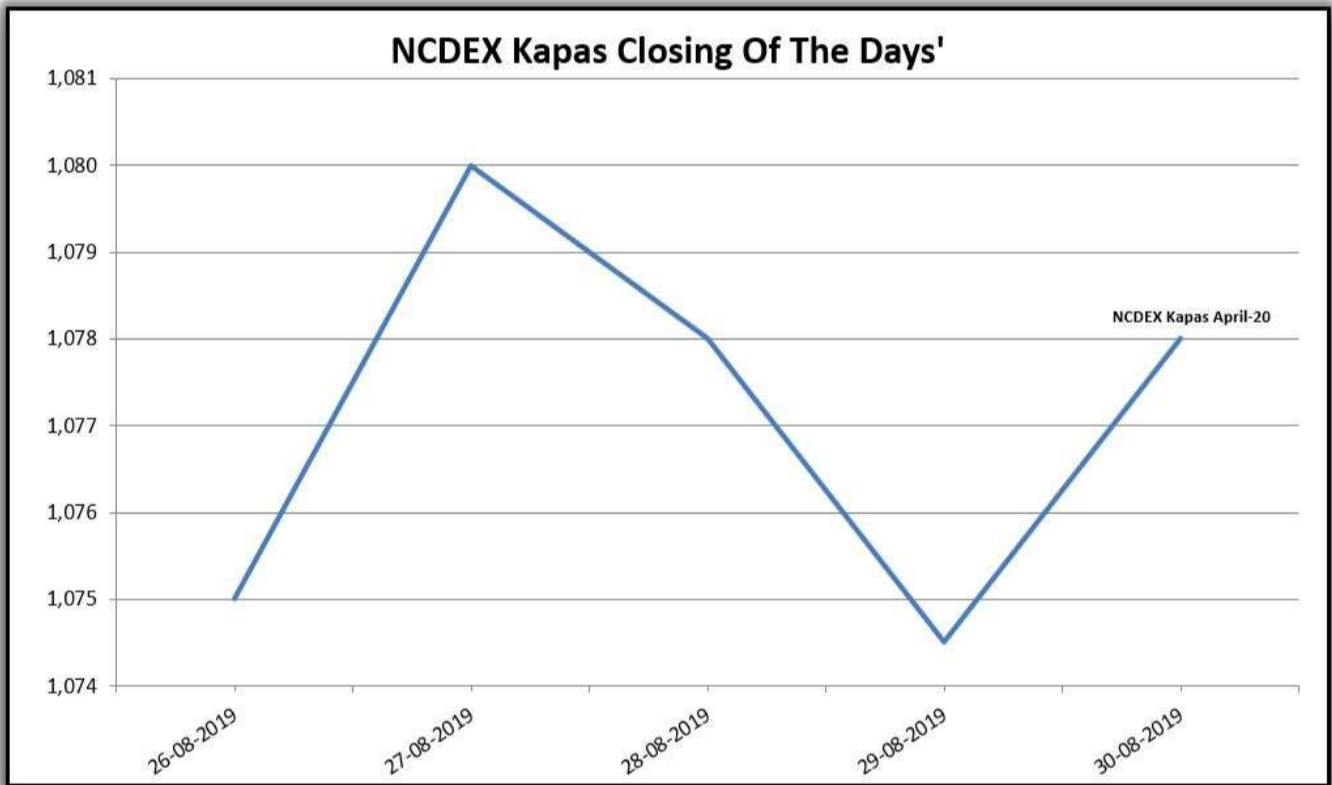




GUJCOT TRADE ASSOCIATION

WEEKLY REPORT 31-AUG-2019

Indian Indices				
Date	NCDEX Kapas	MCX		
	30-Apr-20	Aug-19	Oct-19	Nov-19
26-08-2019	1075.00	20,950	19,620	19,210
27-08-2019	1080.00	21,130	19,750	19,200
28-08-2019	1078.00	21,040	19,630	19,200
29-08-2019	1074.50	20,950	19,580	19,250
30-08-2019	1078.00	20,440	19,570	19,240



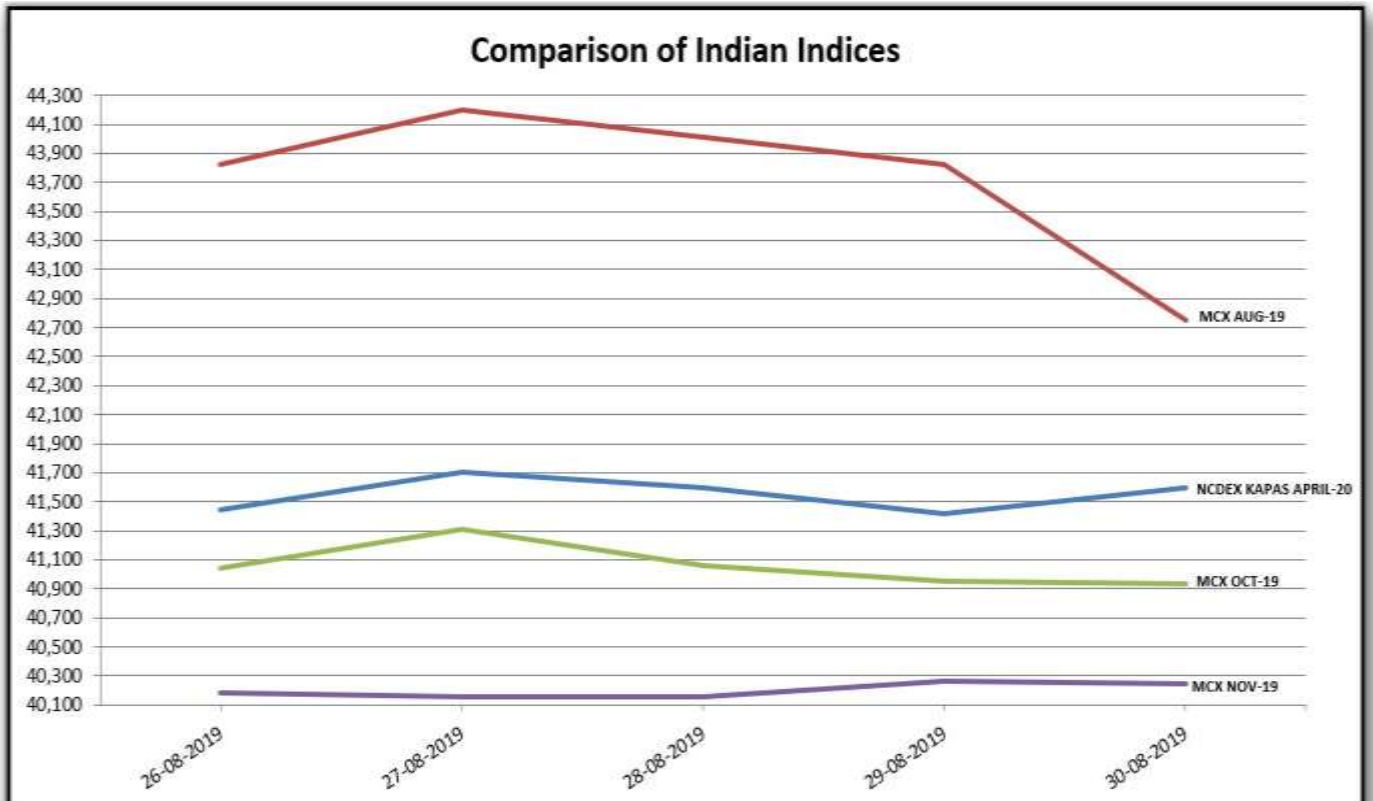


GUJCOT TRADE ASSOCIATION

WEEKLY REPORT 31-AUG-2019

Indian Indices in Candy Rate				
Date	NCDEX Kapas	MCX		
	April	Aug-19	Oct-19	Nov-19
26-08-2019	41,443	43,821	41,039	40,182
27-08-2019	41,705	44,198	41,311	40,161
28-08-2019	41,600	44,009	41,060	40,161
29-08-2019	41,417	43,821	40,955	40,265
30-08-2019	41,600	42,754	40,935	40,244

Remark :- For NCDEX Kapas we have taken seed rate 500/20 Kg to convert in Candy.

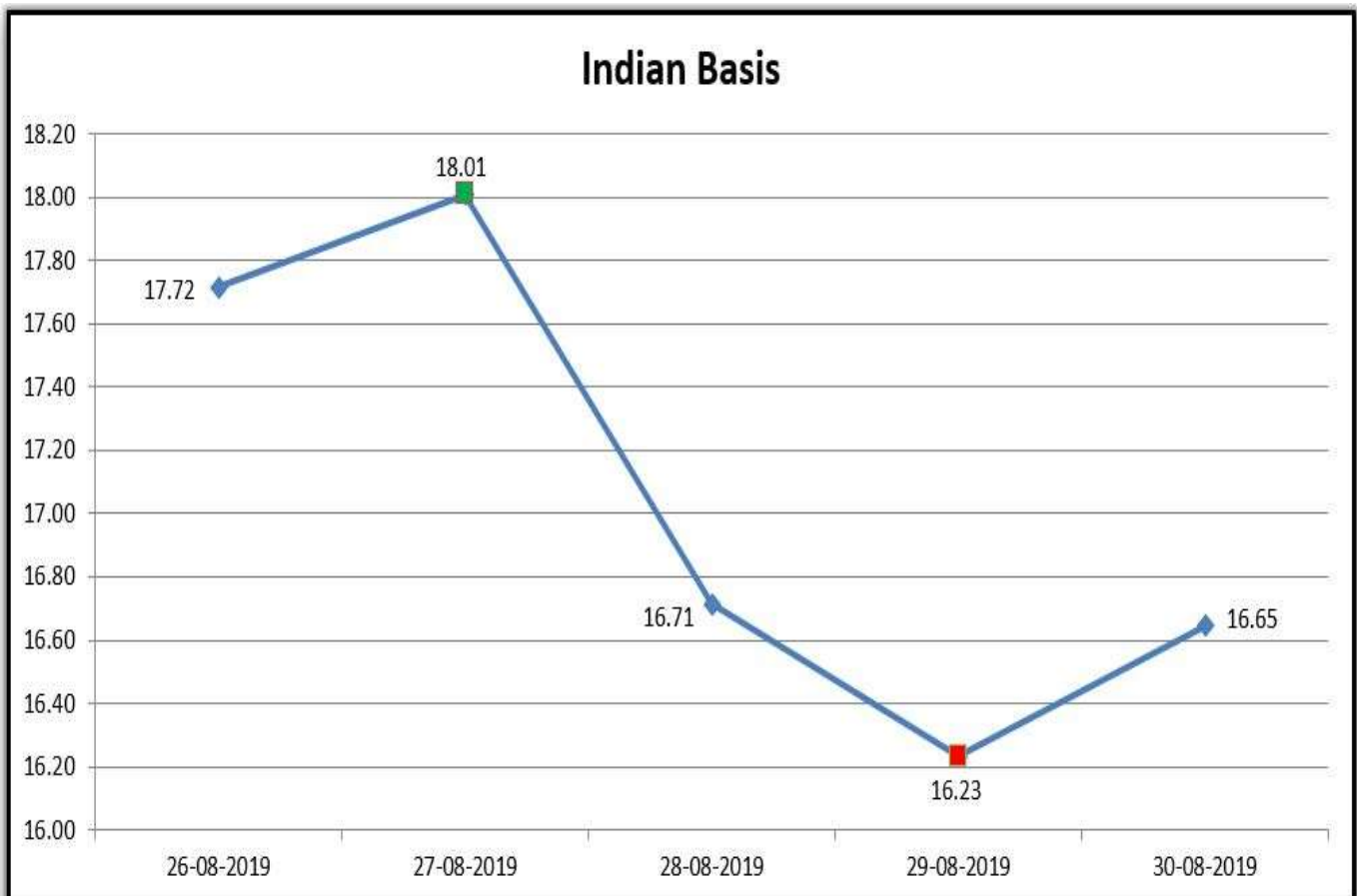




GUJCOT TRADE ASSOCIATION

WEEKLY REPORT 31-AUG-2019

Indian Basis					
DATE	29 MM	USD-INR	CENTS/LB	ICE DEC	BASIS
26-08-2019	42,650	72.02	75.54	57.82	17.72
27-08-2019	42,550	71.48	75.93	57.92	18.01
28-08-2019	42,450	71.77	75.44	58.73	16.71
29-08-2019	42,350	71.80	75.23	59.00	16.23
30-08-2019	42,250	71.40	75.48	58.83	16.65





GUJCOT TRADE ASSOCIATION

WEEKLY REPORT 31-AUG-2019

IN THE WEEK AHEAD

- Monday at 3:00 p.m. Central – Crop Progress and Conditions
- Thursday at 7:30 a.m. Central – Export Sales Report
- Thursday at 2:30 p.m. Central – Cotton-On-Call
- Friday at 2:30 p.m. Central – Commitments of Traders

One stop solution for all cotton related reports and information.

Visit <https://www.gujcot.com>. It's updated every day in real time.

You can view

- Gujarat Daily Spot Rate at 5:30 pm and Historical Data
- Gujarat Latest Pressing Report and Historical Data
- Daily Weather Report
- Cotton Advisory Board Balance sheet and Area, Production, Yield reports from cotton season 1991-1992 to 2017-2018 estimate available from Menu->Reports
- All Historical Gujcot Weekly Reports Menu->Reports
- All India Cotton Sowing data
- Gujarat Cotton Sowing District wise Report
- US Export Sales Report
- US Crop Progress Report
- China Cotton Auction Update
- International Cotton Indices and Spot Rates.
- USDA WASDE Report
- ICE Cotton On Call Report
- And All other National & International reports and upcoming events

Report Sponsors:

Click on Sponsor's Logo to visit Sponsor's Website

LDC. Louis Dreyfus Company



Report prepared by

Kalpesh Patel

Manager

Gujcot Trade Association