



Gujcot Trade Association

WEEKLY REPORT

Market Movement from 25th Feb 2019 to 02nd Mar 2019

- Gujarat 29 mm Cotton sold between 42,150 to 42,450 Rs./Candy.
- All India Daily Arrivals remained between 1,20,000 to 1,40,000 bales.
- Gujarat Daily Pressing was approximately 40,000 to 42,000 bales.
- NY May futures w/w gained 0.84 cents.
- Indian Rupee remained stable between 70.72 to 71.22 during this week.

Global

US Weekly Export Sales

- Net UPLAND sales of 85,500 RB for 2018-2019 were reported for Indonesia (29,600 RB, including 500 RB switched from Japan), Vietnam (27,800 RB, including 16,700 RB switched from China, 1,100 RB switched from South Korea, and decreases of 24,000 RB), Turkey (27,400 RB), Bangladesh (21,500 RB), and Pakistan (7,900 RB, including decreases of 5,000 RB). Reductions were reported for China (65,600 RB) and Malaysia (500 RB).
- For 2019-2020, net UPLAND sales of 12,100 RB reported for China (11,000 RB), Mexico (2,700 RB), and Indonesia (900 RB), were partially offset by reductions for Indonesia (2,600 RB).
- UPLAND Exports of 3,45,700 RB were primarily to Vietnam (92,600 RB), Pakistan (70,100 RB), India (36,200 RB), Indonesia (23,500 RB), and Bangladesh (23,400 RB).
- Net sales of PIMA totaling 9,300 RB for 2018-2019 were reported for Vietnam (4,400 RB), India (2,000 RB), Pakistan (1,300 RB), and China (1,200 RB, including decreases of 200 RB).

US Export Sales	21-Feb-2019
Marketing Year 2018-19	
Upland Gross Sales	1,99,547
Cancellation	1,14,003
Net Upland Sales	85,544
PIMA Gross Sales	9,541
Cancellation	207
Net PIMA Sales	9,334
Total Gross Sales	2,09,088
Total Cancellation	1,14,210
Total Net Sales	94,878
Shipments	
UPLAND	3,45,654
PIMA	15,817
Total Shipment	3,61,471
Marketing Year 2019-20	
Net Upland Sales	12,056
Net PIMA Sales	0
Total Net Sales	12,056
All Figures in US Running Bale	

- PIMA Exports of 15,800 RB were primarily to China (5,500 RB), Pakistan (3,100 RB), Vietnam (3,000 RB), India (1,300 RB), and Peru (1,200 RB).

China report from Reinhart weekly report

On Friday, the ZCE cotton futures market broke out of the recent trading range of 15'000□15'500 (basis May19 contract). However, prices failed to build value at the new level and pulled back to the nearby support at 15'000. Thus, the short□term technical outlook remains neutral. The longer□term picture is still bearish; however, the market seems to set a bottom in place (at least a temporary one). Support is at 15'000, then at 14'650 and 14'300. Resistance is at 15'500, then 16'000, 16'520.

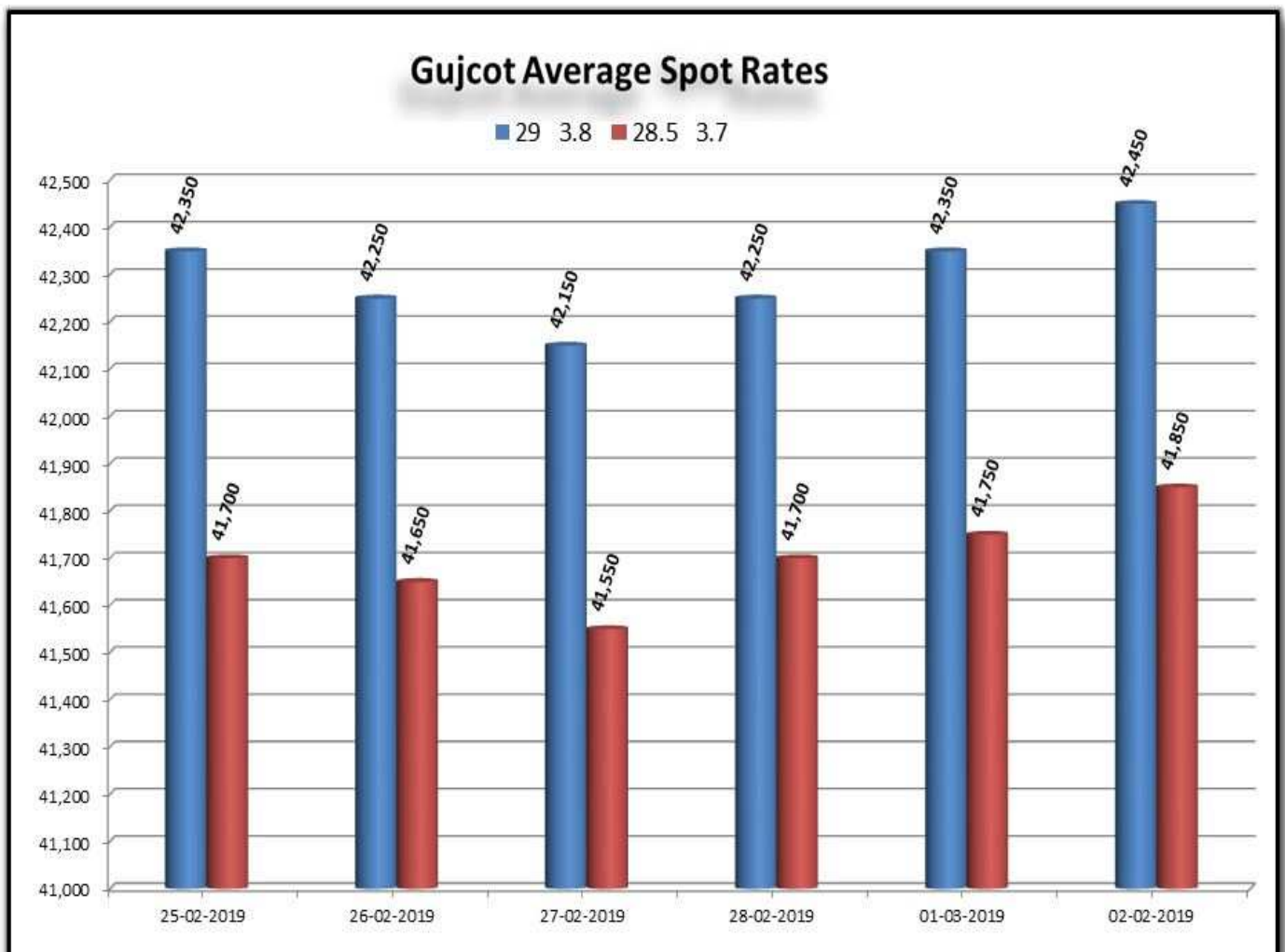
After the announcement by Mr. Trump that the deadline for additional trade sanctions against China would be extended, the general mood in the market has improved. Also, the considerable monetary stimulus of the past two months seems finally to have some effect. Not only the Shanghai stock market has turned up, but also the real economy seems to be in better shape, including the textile sector. Customs statistics showing renewed export growth in textile and garment exports in January have added to a more optimistic feeling. As a result, there has been more active import demand, still mainly for nearby deliveries. Beside stock lots ex consignment, there have reportedly also been some sales of Indian origin, as Indian S□6 is competitively priced and virtually the only origin available in volume. Import numbers reported for January of 280'000 tons were higher than expected, which brings total YTD imports to 1.04 million tons. The USDA import estimate for 18/19 of 1.63 million tons now seems definitely realistic and may even turn out to be conservative. It must be noted however that a part of the imports went into consignments; total stocks in various bonded warehouses are estimated at around 250'000 tons. How much of that is still unsold is of course open to question.

Average Rate Of Last week					
Variety	Staple Length	Mic.	Price Range		Average Of 6 Days
			Low	High	
Shankar 6	29	3.8	42,150	42,450	42,300
Shankar 6	28.5	3.7	41,550	41,850	41,700
Shankar 6	28	3.6	No Quote	No Quote	No Quote
Shankar 6	27	3.2	No Quote	No Quote	No Quote
Shankar 6	26	3	No Quote	No Quote	No Quote
V-797	13% Trash		31,200	31,450	31,258
MCX Spot Rate			20,150	20,270	20,197
USD Exchange Rate			70.72	71.22	70.97

Rate Of Last Week

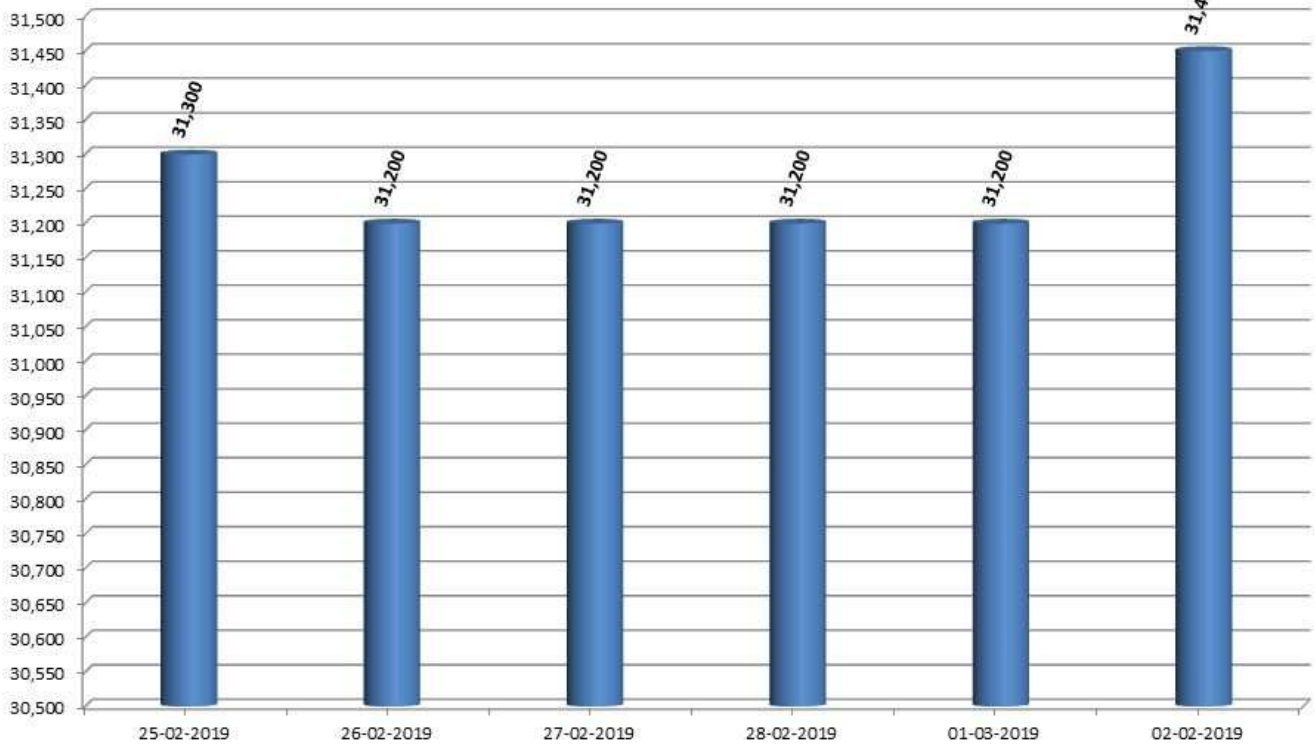
Date	29 3.8	28.5 3.7	V-797	MCX Spot Rate	USD-INR Exchange
25-02-2019	42,350	41,700	31,300	20,240	70.98
26-02-2019	42,250	41,650	31,200	20,270	71.06
27-02-2019	42,150	41,550	31,200	20,150	71.22
28-02-2019	42,250	41,700	31,200	20,160	70.72
01-03-2019	42,350	41,750	31,200	20,180	70.91
02-03-2019	42,450	41,850	31,450	20,180	70.91

Cotton Price Movement during the Last Week

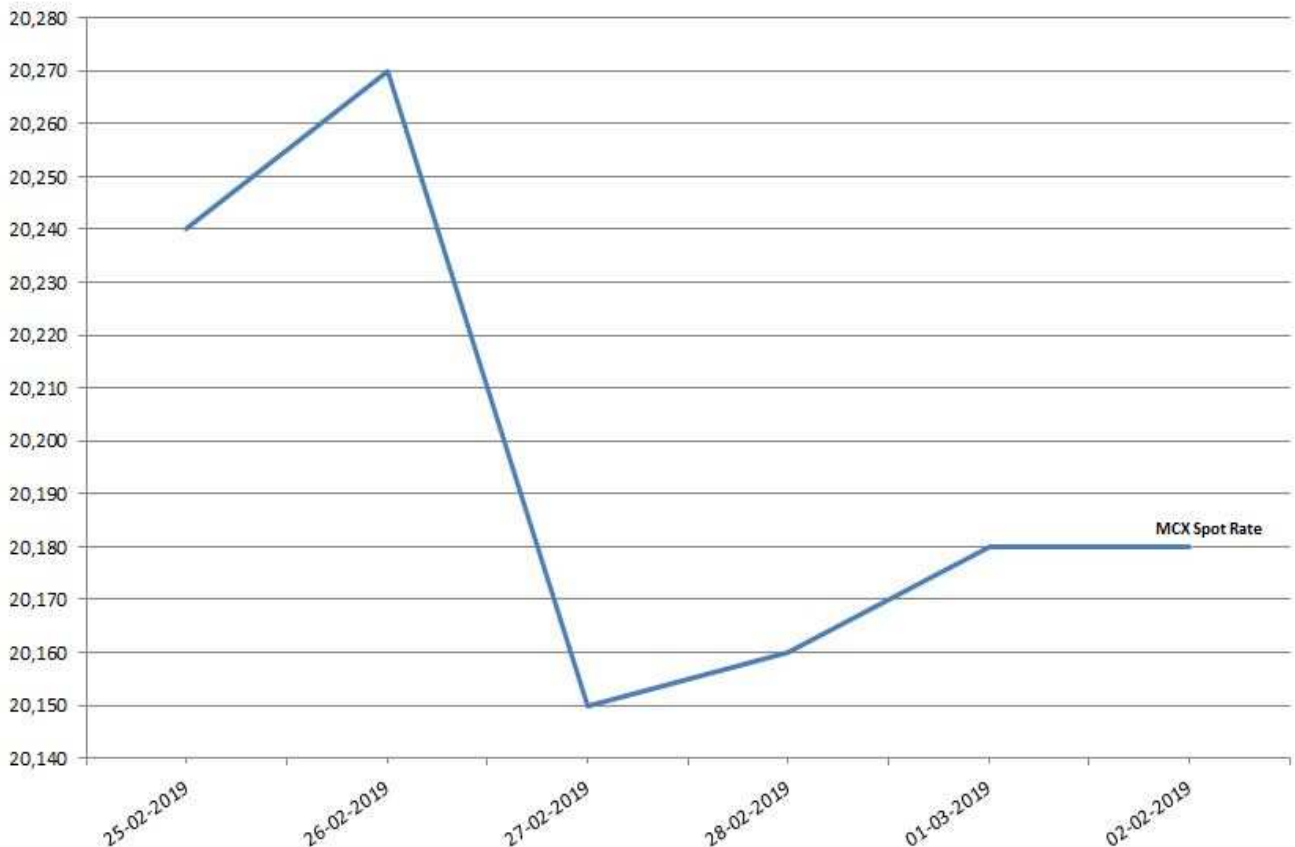


Gujcot Average Spot Rates

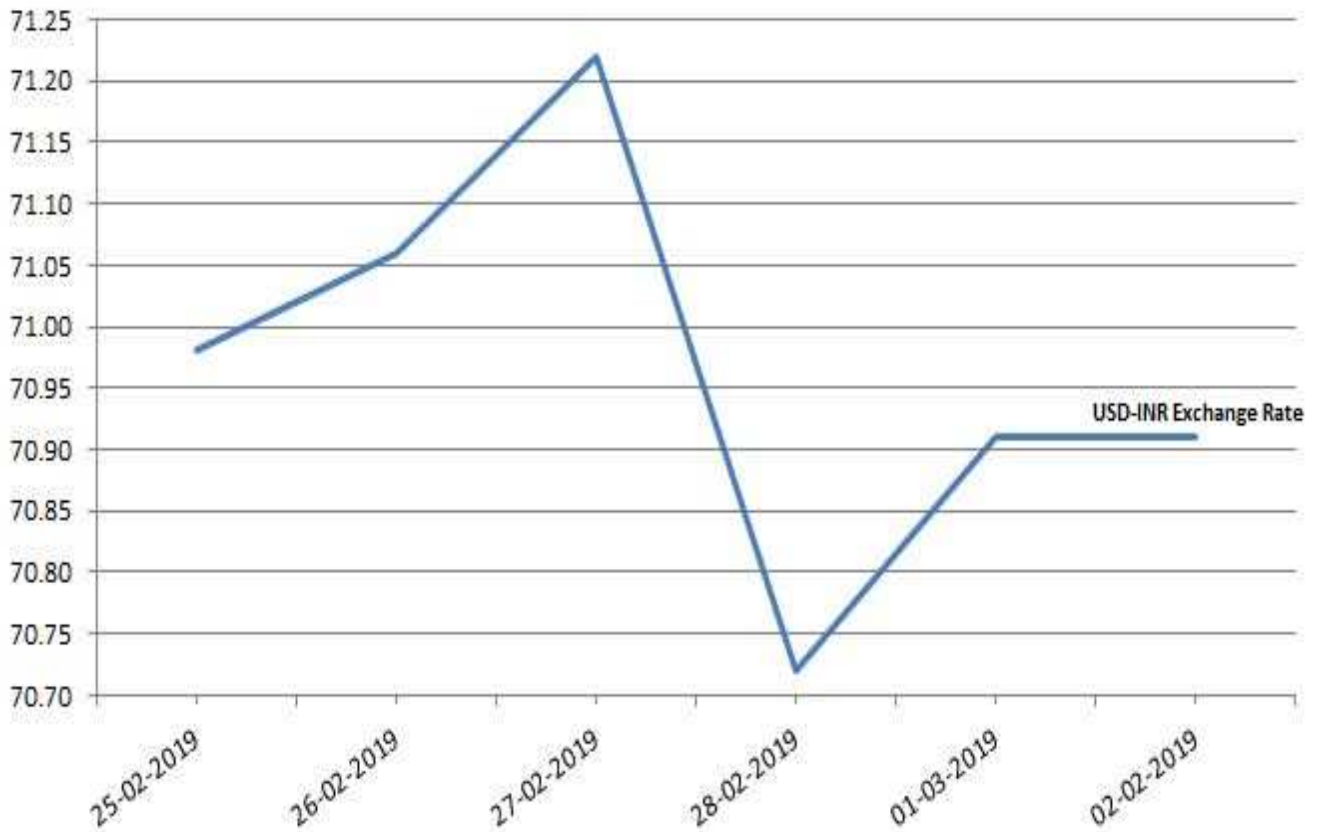
■ V-797



MCX Spot Rate Closing Of The Days'



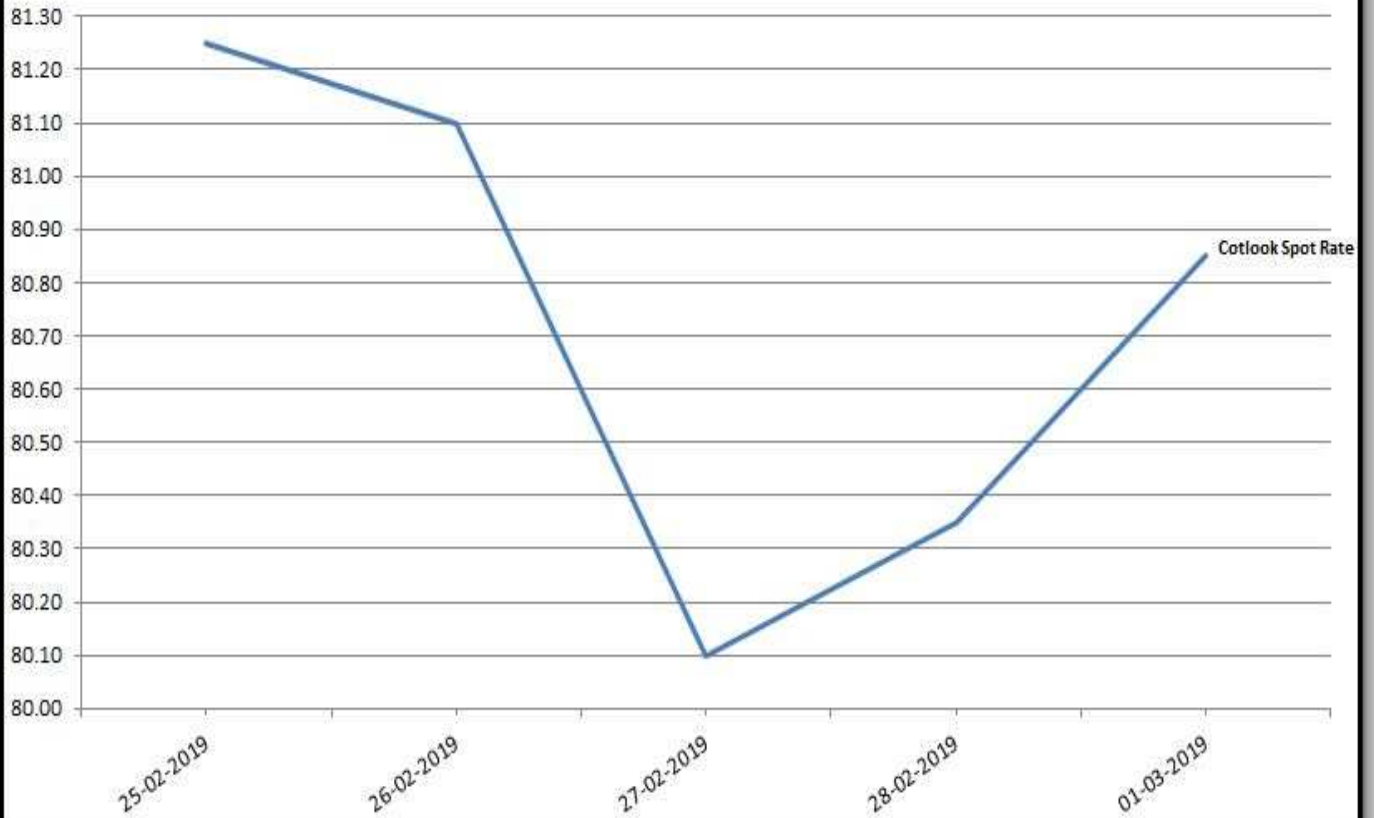
USD-INR Exchange Rate Closing Of The Days'



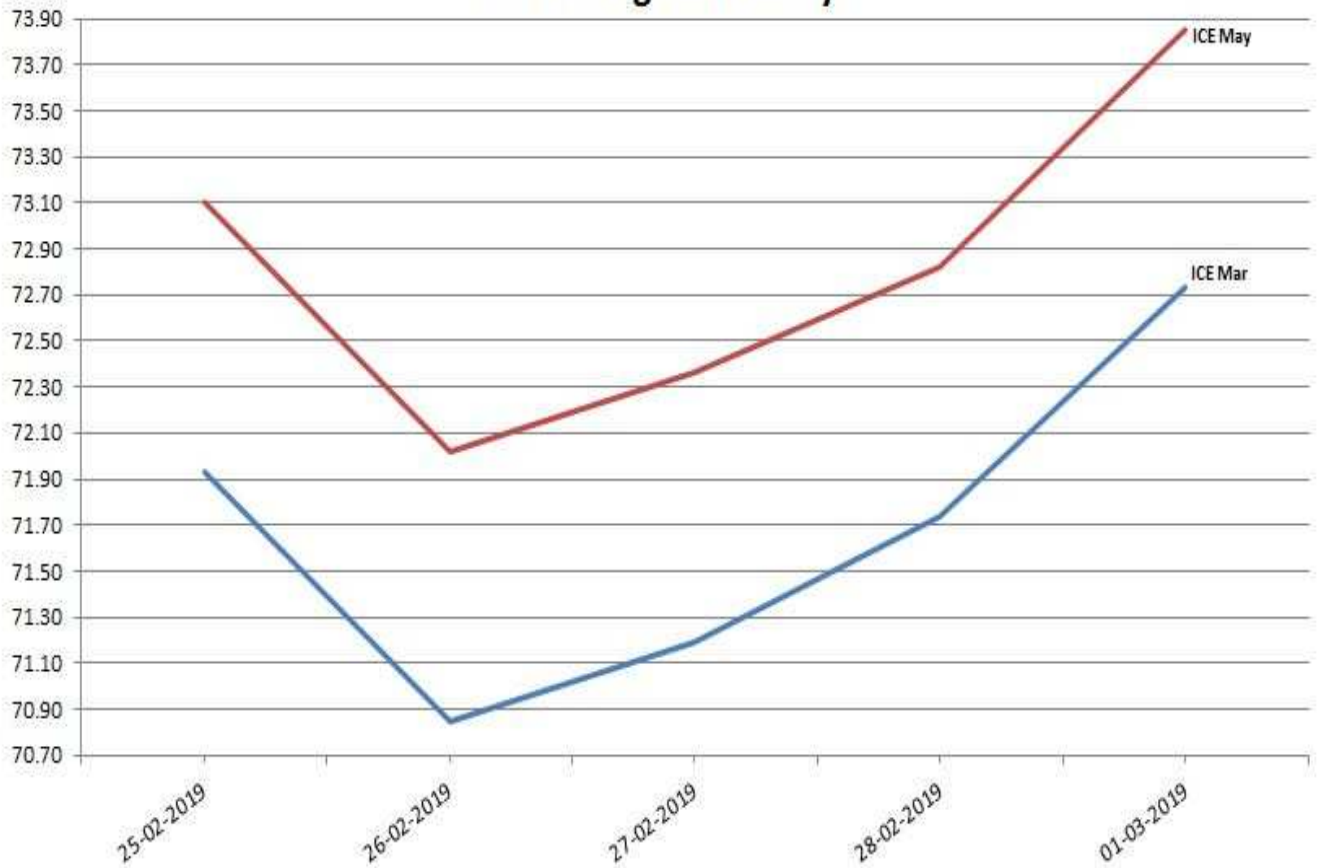
Foreign Indices

Date	Cotlook	ICE	
	Spot Rate	Mar-19	May-19
25-02-2019	81.25	71.93	73.10
26-02-2019	81.10	70.85	72.02
27-02-2019	80.10	71.19	72.36
28-02-2019	80.35	71.74	72.82
01-03-2019	80.85	72.73	73.85

Cotlook Spot Rate Of The Days'

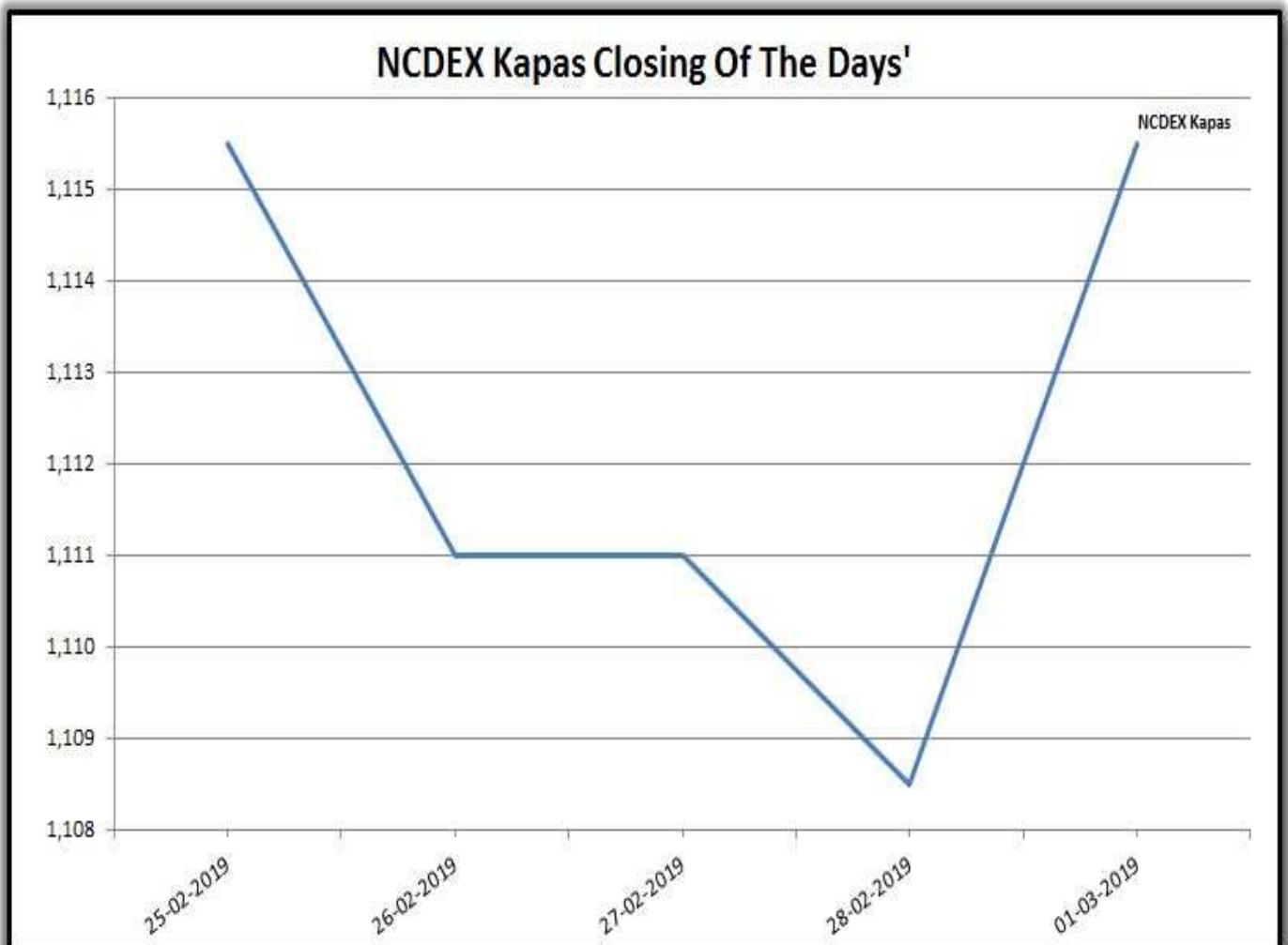


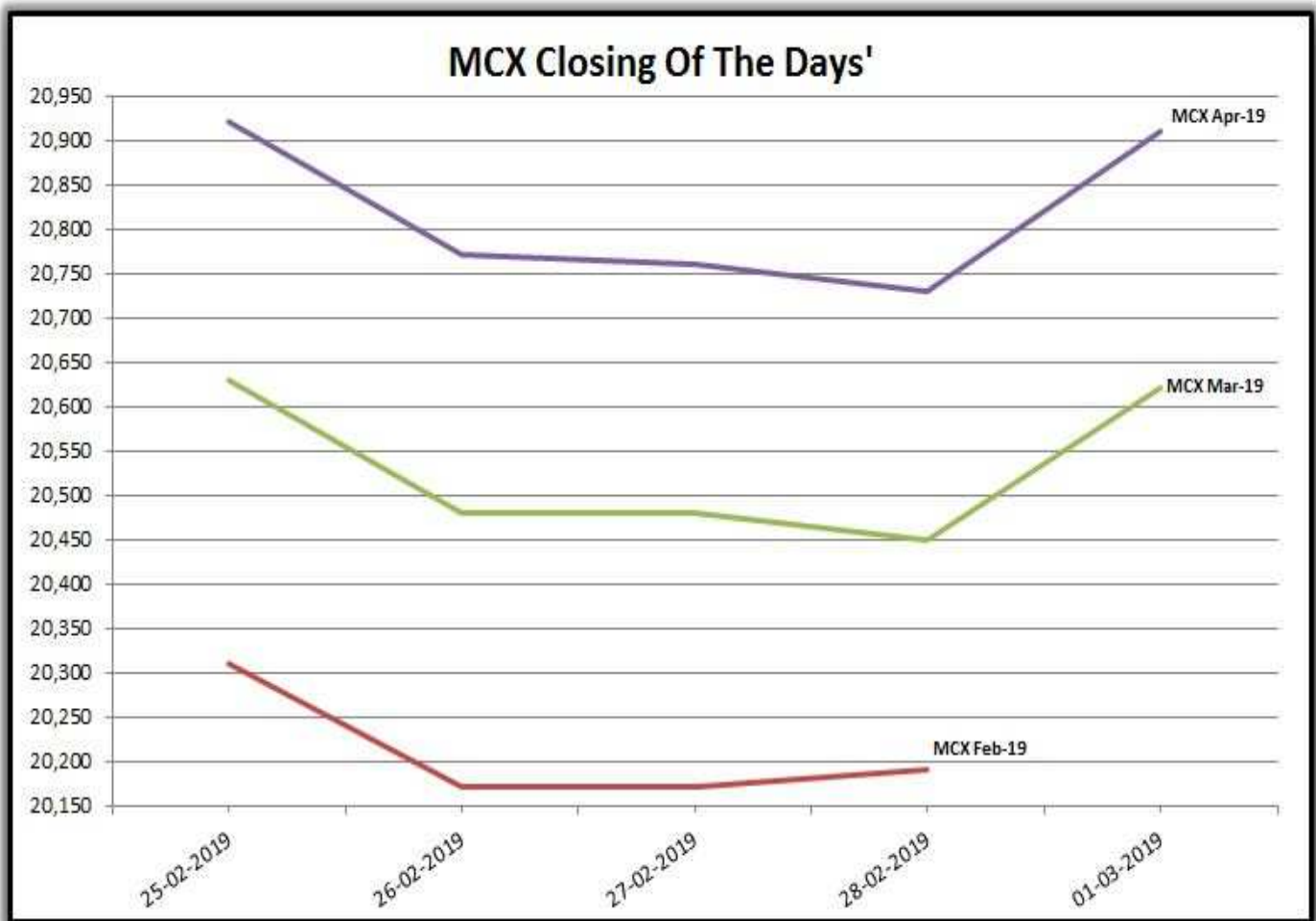
ICE Closing Of The Days'



Indian Indices

Date	NCDEX Kapas	MCX		
	30-Apr-19	Feb-19	Mar-19	Apr-19
25-02-2019	1115.5	20,310	20,630	20,920
26-02-2019	1111	20,170	20,480	20,770
27-02-2019	1111	20,170	20,480	20,760
28-02-2019	1108.5	20,190	20,450	20,730
01-03-2019	1115.5		20,620	20,910

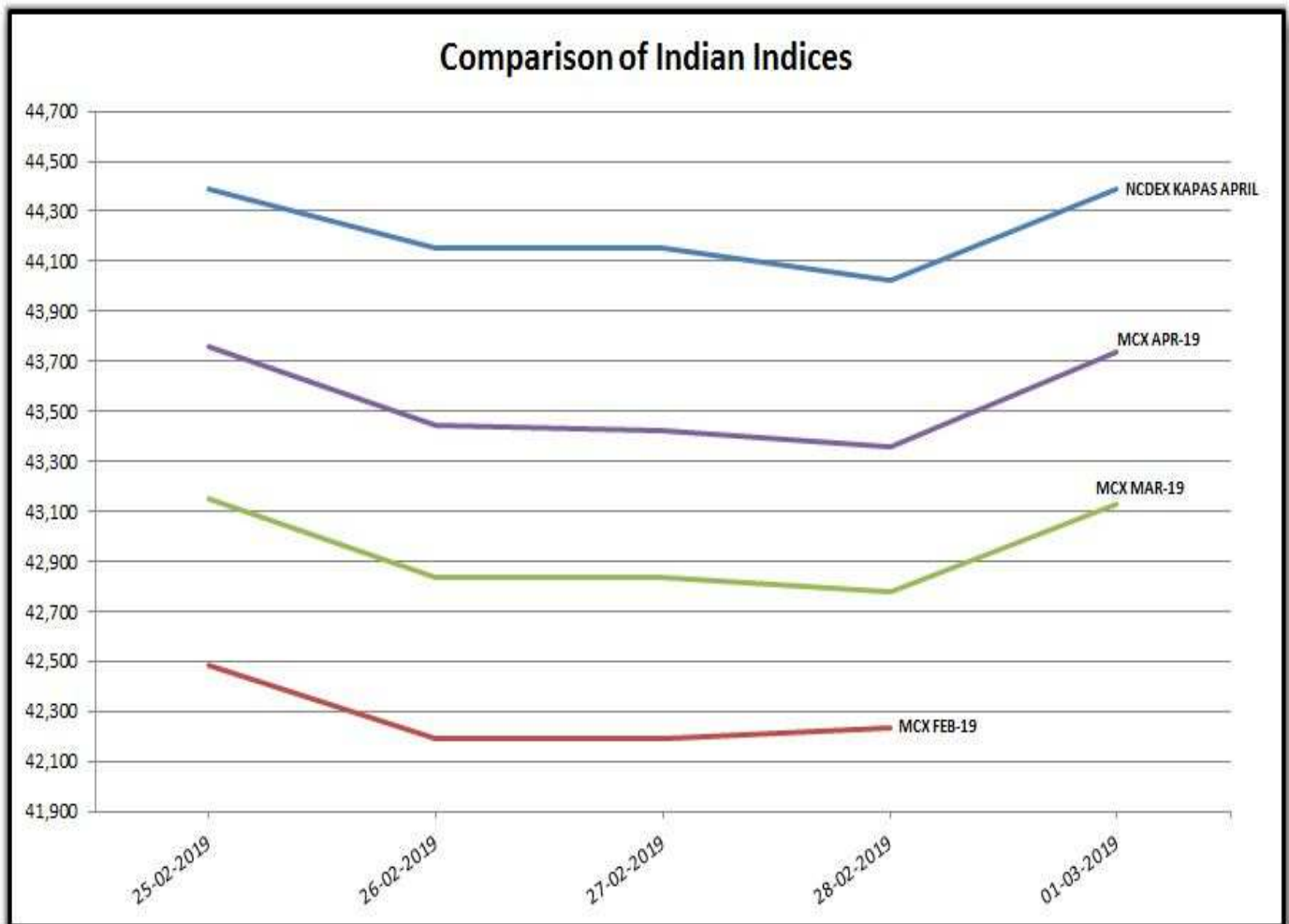




Indian Indices in Candy Rate

Date	NCDEX Kapas	MCX		
	April	Feb-19	Mar-19	Apr-19
25-02-2019	44,391	42,482	43,152	43,758
26-02-2019	44,156	42,190	42,838	43,445
27-02-2019	44,156	42,190	42,838	43,424
28-02-2019	44,025	42,231	42,775	43,361
01-03-2019	44,391		43,131	43,737

Remark :- For NCDEX Kapas we have taken seed rate 475/20 Kg to convert in Candy.



One stop solution for all cotton related reports and information.

Visit <https://www.gujcot.com>. It's updated every day in real time.

You can view

- Gujarat Daily Spot Rate at 5:30 pm and Historical Data
- Gujarat Latest Pressing Report and Historical Data
- Daily Weather Report
- Cotton Advisory Board Balancesheet and Area, Production, Yield reports from cotton season 1991-1992 to 2017-2018 estimate available from Menu->Reports
- All Historical Gujcot Weekly Reports Menu->Reports
- All India Cotton Sowing data
- Gujarat Cotton Sowing District wise Report
- US Export Sales Report
- US Crop Progress Report
- China Cotton Auction Update
- International Cotton Indices and Spot Rates.
- USDA WASDE Report
- ICE Cotton On Call Report
- And All other National & International reports and upcoming events

Report Sponsors :

 *Basil Commodities*



Axita Cotton Limited



Report prepared by

Kalpesh Patel

Manager

Gujcot Trade Association