



Gujcot Trade Association

Weekly Report

Market Movement from 04TH June 2018 to 09TH June 2018

- Gujarat cotton prices of 29 mm remained between 45,050 to 47,000 Rs./Candy.
- Out state arrival was low and local arrival also declined.
- All India arrivals remain daily 35,000 to 40,000 bales. With limited arrivals ginners are willing to close the factory.
- Gujarat daily pressing is around 18,000 bales.
- NY July future w/w gain 1.64 cents.
- Export demand is good. Domestic demand is good and physical market also gain Rs. 1,300 per candy during this weeks.
- All future rallied more then 1,000 Rs/candy.

Global

US weekly export sale,

- Net upland sales of current season was 6,800 running bales during the week ended last Thursday, down 59% from the previous week and 93% from the prior four-week average. Upland net sales for new season declined to 1,06,800 RB from 2,38,100 RB the week before.
- Upland shipments of 5,76,400 RB were up 54% from the prior week and 35% from the four-week average. The leading destinations were Vietnam, Turkey, Indonesia, Bangladesh and Pakistan.
- Net Pima sales of 13,200 RB were down 39% from the previous week, but up 90 percent from the prior 4-week average. Pima shipments of 8,400 RB were down 23% from the previous week and 34 percent from the prior 4-week average. Difference between NY July & December future contracts narrowed to just 1.5 cent inverse.

China

- China reserve cotton auction was sold 100% during the whole week.

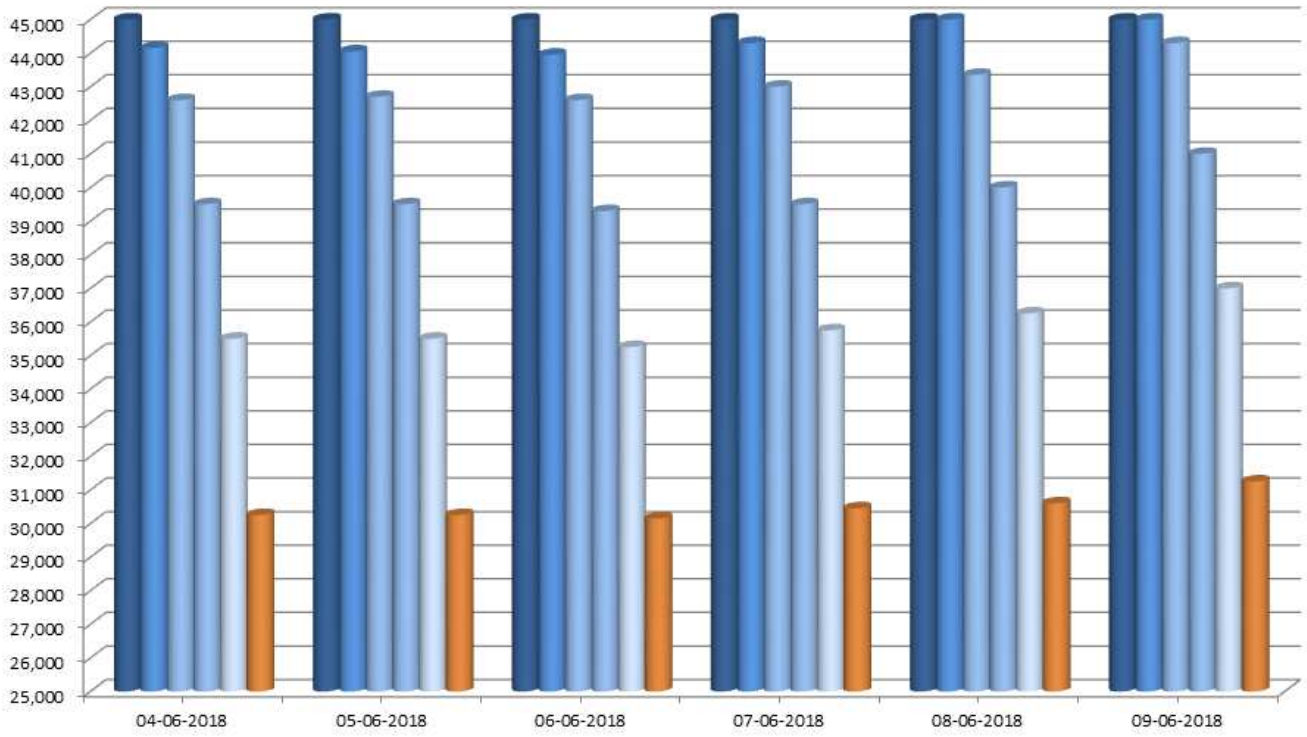
US Export Sales 31-May-2018	
Current Marketing Year	
Upland Gross sales	56,100
Cancellation	49,300
Net Upland Sales	6,800
PIMA Gross Sales	13,200
Cancellation	0
Net PIMA Sales	13,200
Total Gross Sales	69,300
Total Cancellation	49,300
Total Net Sales	20,000
Shipments	
Upland	5,76,400
PIMA	8,400
Total Shipments	5,84,800
New Marketing Year	
Net Upland Sales	1,06,800
Net PIMA Sales	14,500
Total Net Sales	1,21,300

Average Rate Of Last week					
Variety	Staple Length	Mic.	Price Range		Average Of 6 Days
			Low	High	
Shankar 6	29	3.8	45,050	47,000	45,692
Shankar 6	28.5	3.7	43,950	45,750	44,558
Shankar 6	28	3.6	42,600	44,300	43,092
Shankar 6	27	3.2	39,300	41,000	39,800
Shankar 6	26	3	35,250	37,000	35,875
V-797	13% Trash		30,150	31,250	30,492
MCX Spot Rate					
			20,530	22,130	21,587
USD Exchange Rate					
			66.93	67.56	67.24

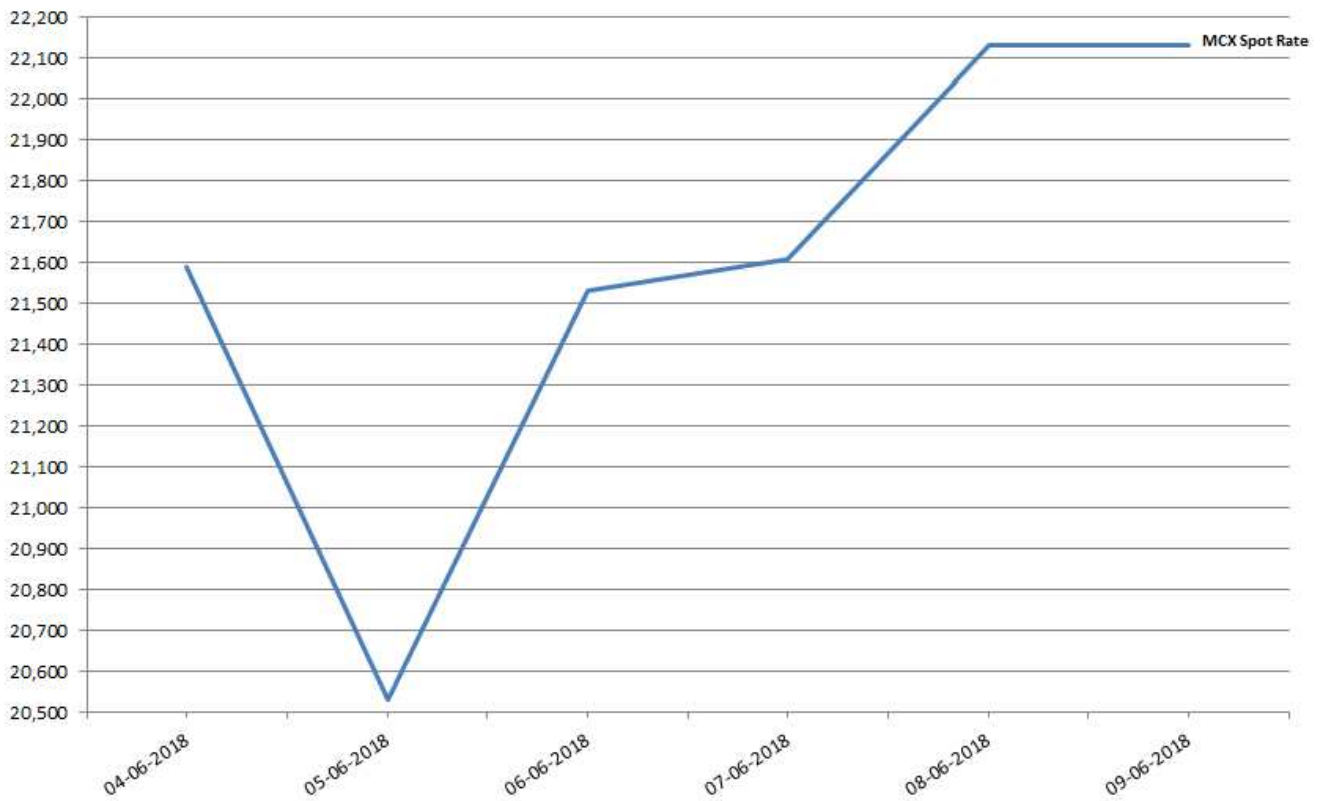
Rate Of Last Week								
Date	29 3.8	28.5 3.7	28 3.6	27 3.2	26 3.0	V-797	MCX Spot Rate	USD-INR Exchange
04-06-2018	45,250	44,150	42,600	39,500	35,500	30,250	21,590	67.13
05-06-2018	45,150	44,050	42,700	39,500	35,500	30,250	20,530	67.17
06-06-2018	45,050	43,950	42,600	39,300	35,250	30,150	21,530	66.93
07-06-2018	45,550	44,300	43,000	39,500	35,750	30,450	21,610	67.12
08-06-2018	46,150	45,150	43,350	40,000	36,250	30,600	22,130	67.56
09-06-2018	47,000	45,750	44,300	41,000	37,000	31,250	22,130	67.50

Gujcot Average Spot Rates

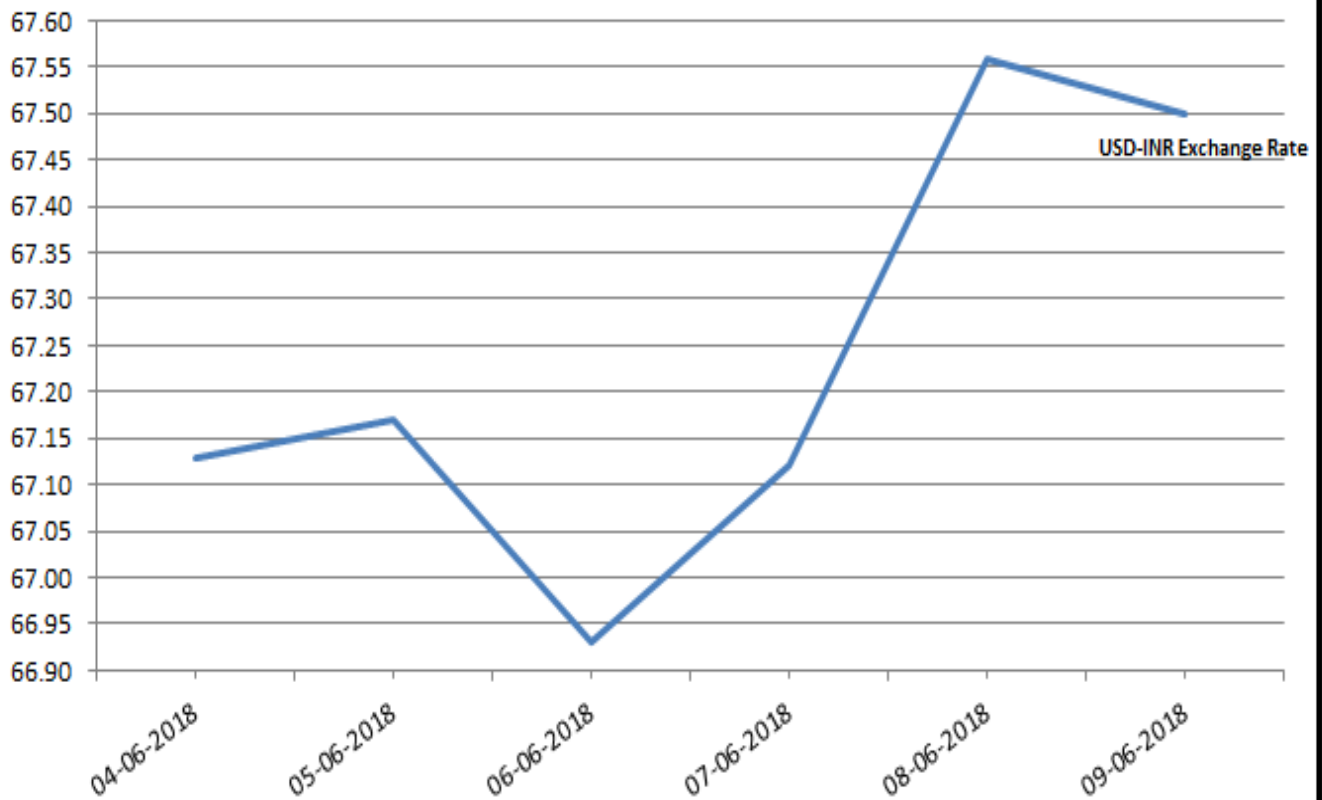
■ 29 ■ 28.50 ■ 28 ■ 27 ■ 26 ■ V797



MCX Spot Rate Closing Of The Days'



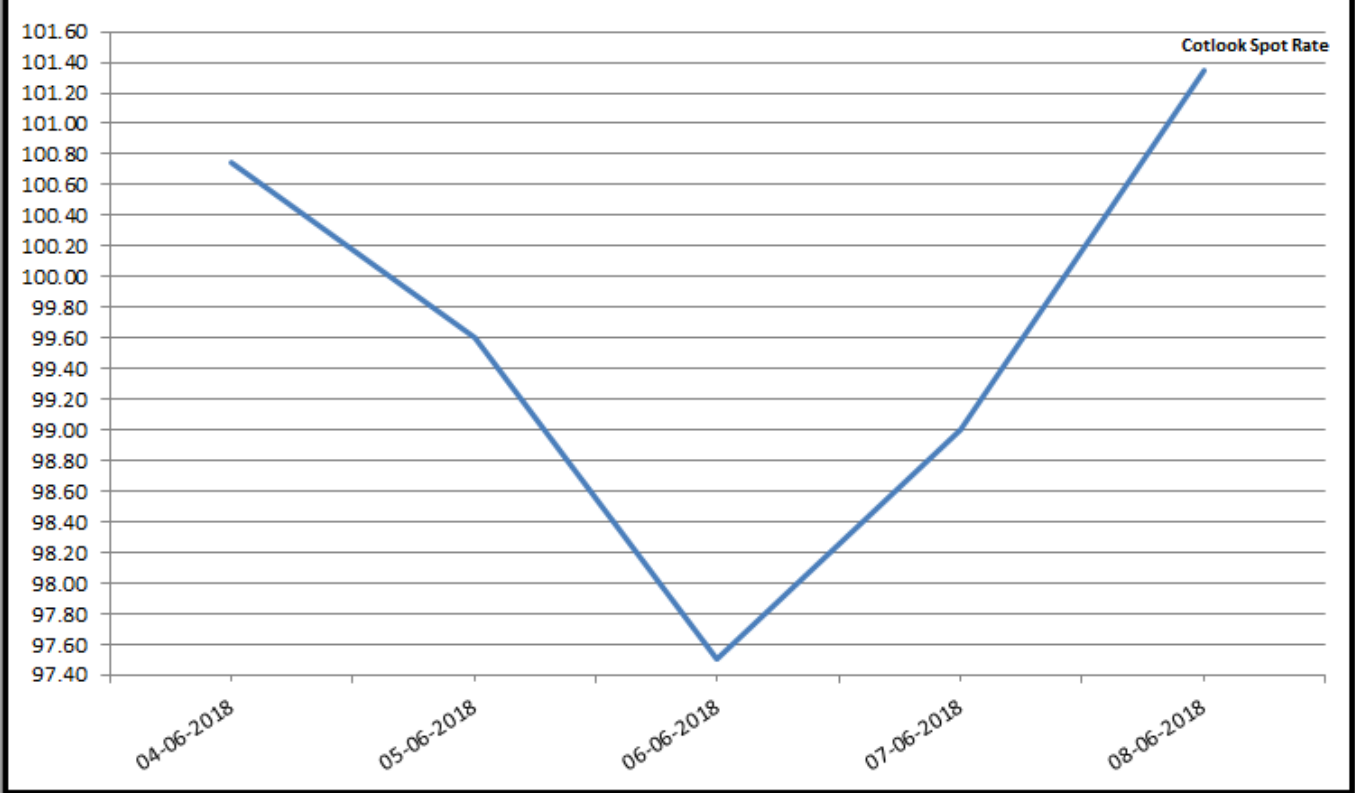
USD-INR Exchange Rate Closing Of The Days'



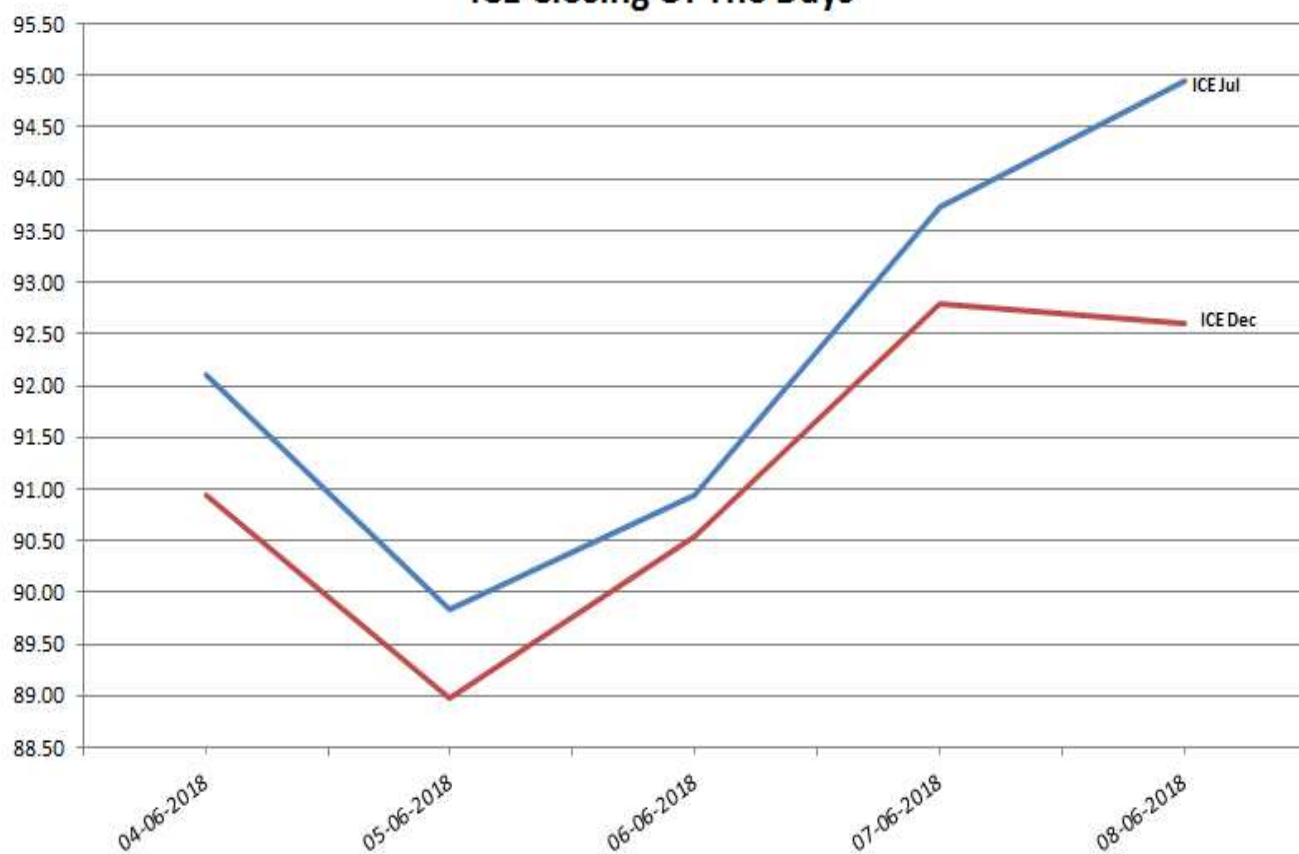
Foreign Indices

Date	Cotlook	ICE	
	Spot Rate	Jul	Dec
04-06-2018	100.75	92.10	90.94
05-06-2018	99.60	89.84	88.98
06-06-2018	97.50	90.95	90.55
07-06-2018	99.00	93.72	92.79
08-06-2018	101.35	94.94	92.60

Cotlook Spot Rate Of The Days'

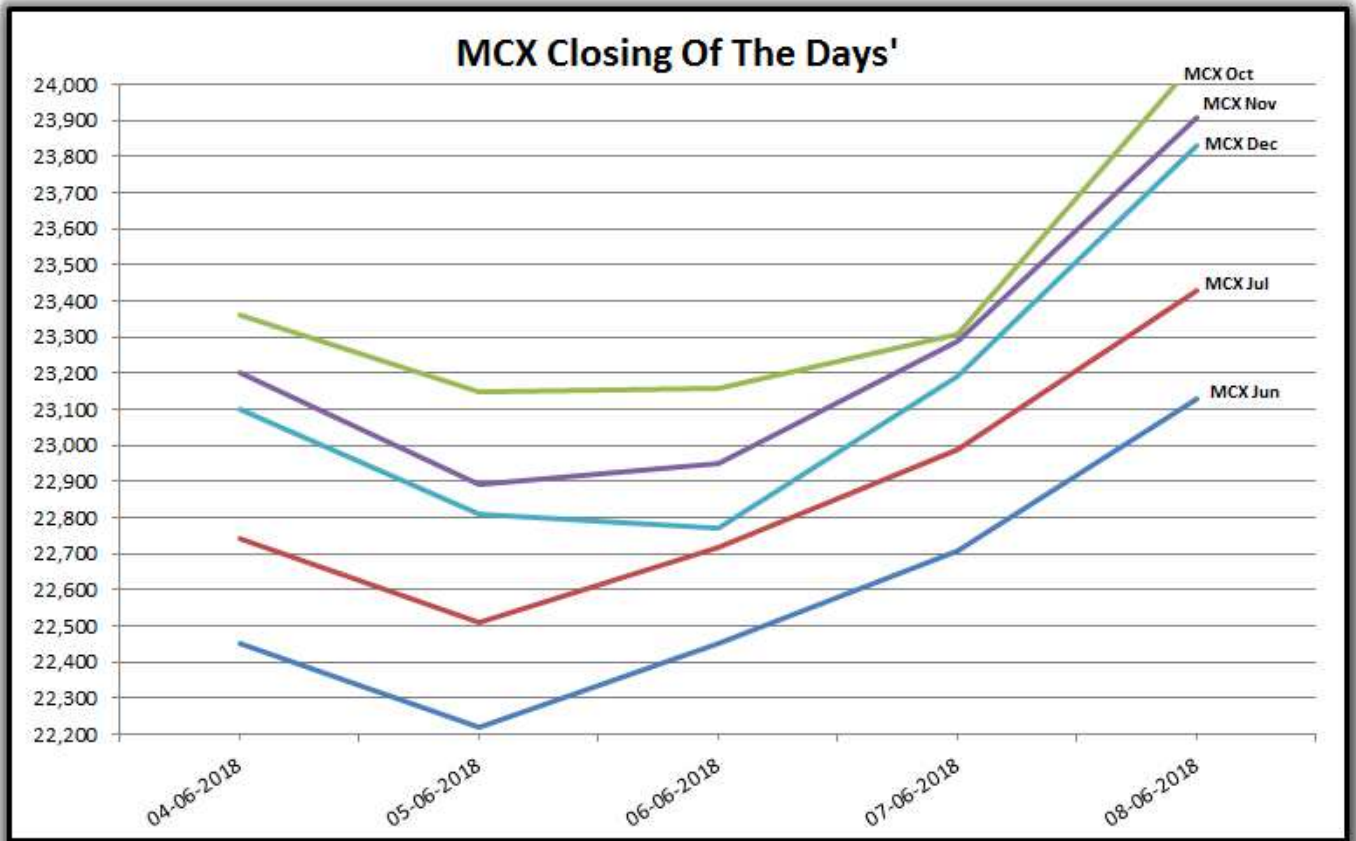


ICE Closing Of The Days'



Indian Indices

Date	MCX				
	Jun	Jul	Oct	Nov	Dec
04-06-2018	22,450	22,740	23,360	23,200	23,100
05-06-2018	22,220	22,510	23,150	22,890	22,810
06-06-2018	22,450	22,720	23,160	22,950	22,770
07-06-2018	22,710	22,990	23,310	23,290	23,190
08-06-2018	23,130	23,430	24,070	23,910	23,830



Report prepared by

Kalpesh Patel

Manager

Gujcot Trade Association