



GUJCOT TRADE ASSOCIATION

WEEKLY REPORT 18-Mar-2023

Market Movement from 13th Mar 2023 to 18th Mar 2023.

- Cotton prices continued their downward trend, with NY May closing at 77.83 on 17-March with weekly loss of 0.35 cents - a reflection of ongoing market volatility.
- Cotton prices experienced a volatile week, with significant price swings influenced by global banking system concerns and a series of economic data releases. On Monday, cotton prices closed sharply higher to limit up, in contrast to Friday's bearish trade, due to recovering Dow, weak U.S. dollar, and cash cotton liquidation. Managed-money funds were net sellers last week, with their first net-short position in a while. On Tuesday, cotton prices remained steady, supported by a higher Dow Jones. On Wednesday, cotton prices declined due to a sharply lower Dow Jones and a spike-up in the U.S. dollar. The banking giant Credit Suisse's money troubles raised concerns over the state of the global banking system, which led to the market's decline. On Thursday, cotton prices experienced price swings due to improved export sales and global banking system fears. The week ended with the USDA's weekly export sales data release and the CFTC's report.



GUJCOT TRADE ASSOCIATION

WEEKLY REPORT 18-Mar-2023

- In the latest U.S. export sales report, the 2022-2023 season showed a net upland sales of 2,25,600 bales, with upland shipments of 2,73,900 bales and net Pima sales of 7,600 bales, and Pima shipments of 1,500 bales. The total sales for the season were 2,33,200 bales. For the 2023-2024 season, the net upland sales were 12,800 bales, while net Pima sales were at zero, resulting in a total of 12,800 bales. These numbers provide valuable insight into the current state of the cotton market, indicating the demand for both upland and Pima cotton.
- The Gujcot Spot Rate for cotton experienced a relatively stable week, with minor fluctuations throughout the week. On Monday and Tuesday, the rate held steady at 61,050, while Wednesday saw a slight increase to 61,200. However, the latter half of the week saw a dip in the rate, with Thursday seeing a drop to 60,750 before slightly recovering to 60,800 on Friday. Overall, the Gujcot Spot Rate remained relatively stable throughout the week, with minor fluctuations driven by market factors.
- All India arrival of cotton has declined owing to several factors, including certain festivals, rainfall in cotton-growing regions, and



GUJCOT TRADE ASSOCIATION

WEEKLY REPORT 18-Mar-2023

farmers' agitation in Maharashtra. At present, the daily arrivals stand close to 1,25,000 bales.

- The arrival of cotton in Gujarat remains steady at approximately 40,000 bales per day.
- Ginners are currently facing disparity due to lower seed rates and reduced demand of cotton.
- Farmers are now willing to sell their produce at prices below Rs. 8,000 a quintal.
- The mills are currently operating at near-full capacity, but with a focus on producing finer count yarns. However, the yarn sale remained poor during this week.
- The Indian basis is increasing due to the lower NY futures. Raw cotton export remains limited, and Indian mills are struggling to achieve yarn parity with their foreign rivals.
- The USD-INR exchange rate had a fluctuating week, with rates ranging from 82.12 on Monday to 82.73 on Thursday, before ending the week at 82.55. The rate had closed at 82.04 the previous Friday.
- Hope for better parity to whole value chain.



GUJCOT TRADE ASSOCIATION

WEEKLY REPORT

18-Mar-2023

Global

US Weekly Export Sales

- Net UPLAND sales of 2,25,500 RB for 2022-2023 were up 97 percent from the previous week, but down 3 percent from the prior 4-week average. Increases were primarily for Vietnam (1,20,200 RB, including 8,400 RB switched from China and 1,000 RB switched from South Korea), China (35,800 RB), Turkey (16,900 RB, including decreases of 3,200 RB), Pakistan (10,400 RB, including decreases of 5,300 RB), and South Korea (10,100 RB, including decreases of 100 RB).
- Net UPLAND sales of 12,800 RB for 2023-2024 were reported for Turkey (4,400 RB), Pakistan (4,400 RB), and South Korea (4,000 RB).
- UPLAND Exports of 2,73,900 RB were down 5 percent from the previous week, but up 25 percent from the prior 4-week average. The destinations were primarily to Vietnam (78,000 RB), China (51,800 RB), Pakistan (38,200 RB), Turkey (29,900 RB), and Indonesia (13,700 RB).
- Net sales of PIMA totaling 7,600 RB for 2022-2023--a marketing-year high--were up 99 percent from the previous week and up noticeably from the prior 4-week average. Increases primarily for China (2,900 RB), Vietnam (2,400 RB), Egypt (1,300 RB), Thailand (800 RB, including 200 RB switched from Japan), and Turkey (400 RB), were offset by reductions for Japan (400 RB).
- PIMA Exports of 1,500 RB were down 49 percent from the previous week and 64 percent from the prior 4-week average. The destinations were primarily to Thailand (600 RB), Bangladesh (300 RB), China (300 RB), and Indonesia (200 RB).

US Export Sales	09-Mar-2023
Marketing Year 2022-23	
Upland Gross Sales	2,34,300
Cancellation	8,700
Net Upland Sales	2,25,600
PIMA Gross Sales	7,600
Cancellation	0
Net PIMA Sales	7,600
Total Gross Sales	2,41,900
Total Cancellation	8,700
Total Net Sales	2,33,200
Shipments	
UPLAND	2,73,900
PIMA	1,500
Total Shipment	2,75,400
Marketing Year 2023-24	
Net Upland Sales	12,800
Net PIMA Sales	0
Total Net Sales	12,800
All Figures in US Running Bale	



GUJCOT TRADE ASSOCIATION

WEEKLY REPORT

18-Mar-2023

Gujarat Spot Rate Weekly Changes						
Variety	Staple Length	Mic.	11-03-2023	18-03-2023	Change	Change (in Per.)
					W/W	W/W
Shankar 6	29mm	3.8	61,000	60,750	-250	-0.41%
V-797	13% Trash		45,200	45,800	600	1.31%
MCX Spot Rate			62,120	60,980	-1,140	-1.87%
USD-INR Exchange			82.04	82.55	0.51	0.62%

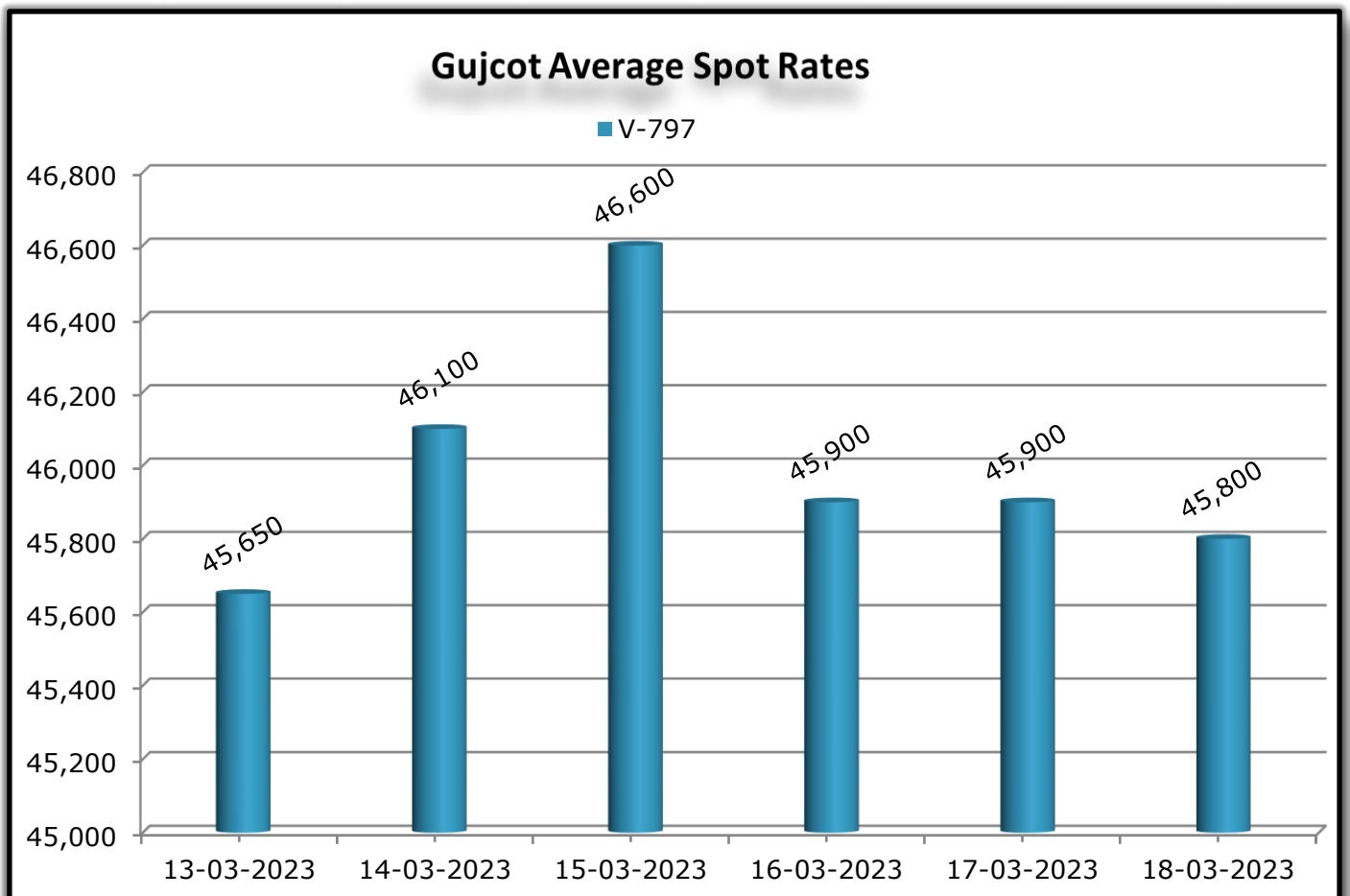
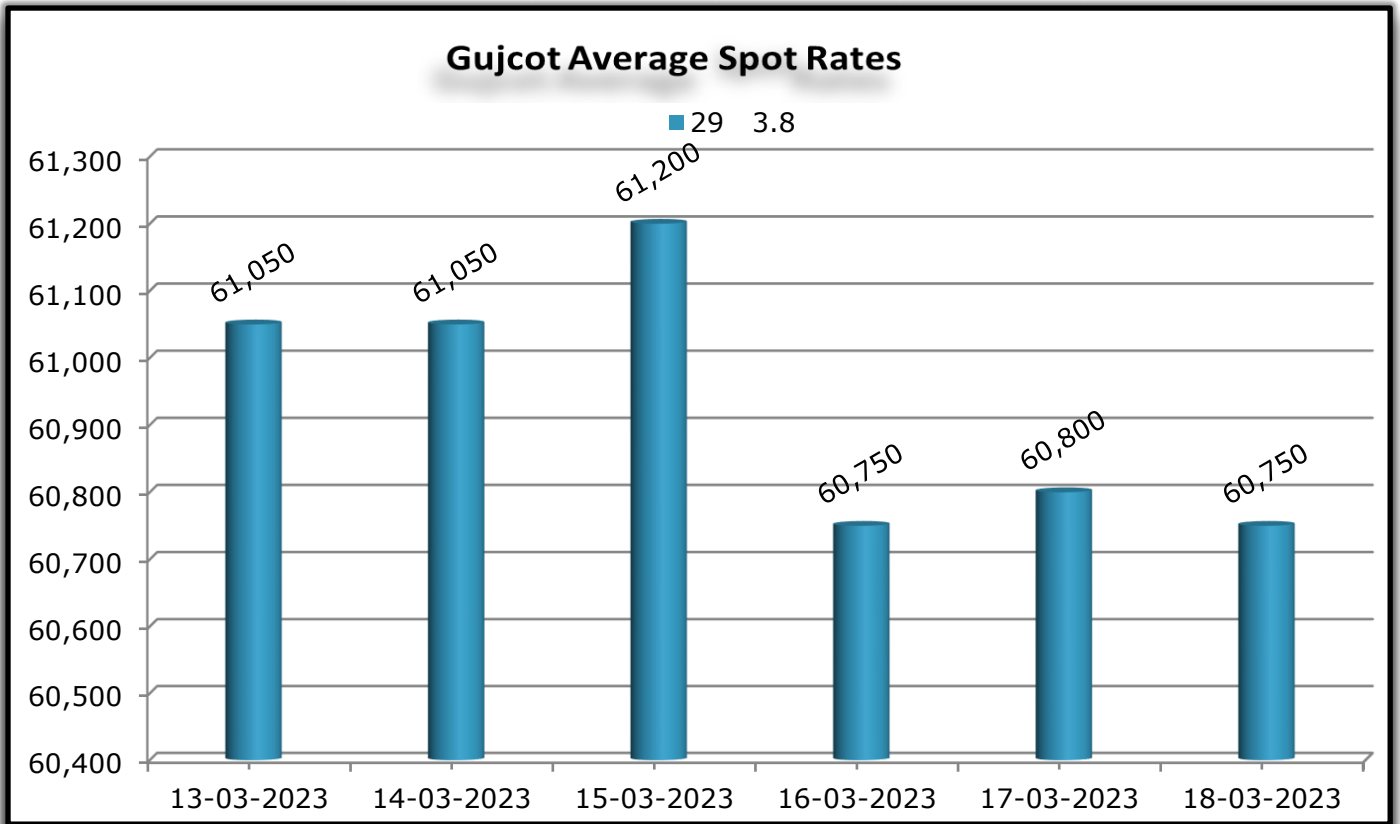
Average Rate of Last week					
Variety	Staple Length	Mic.	Price Range		Average Of 6 Days
			Low	High	
Shankar 6	29	3.8	60,750	61,200	60,933
Shankar 6	28.5	3.7	No Quote	No Quote	No Quote
Shankar 6	28	3.6	No Quote	No Quote	No Quote
Shankar 6	27	3.2	No Quote	No Quote	No Quote
Shankar 6	26	3.0	No Quote	No Quote	No Quote
V-797	13% Trash		45,650	46,600	45,992
MCX Spot Rate			60,980	61,240	61,070
USD Exchange Rate			82.12	82.73	82.51

Rate Of Last Week				
Date	29 3.8	V-797	MCX Spot Rate	USD-INR Exchange
13-03-2023	61,050	45,650	61,060	82.12
14-03-2023	61,050	46,100	61,100	82.49
15-03-2023	61,200	46,600	61,240	82.59
16-03-2023	60,750	45,900	61,060	82.73
17-03-2023	60,800	45,900	60,980	82.55
18-03-2023	60,750	45,800	60,980	82.55



GUJCOT TRADE ASSOCIATION

WEEKLY REPORT 18-Mar-2023

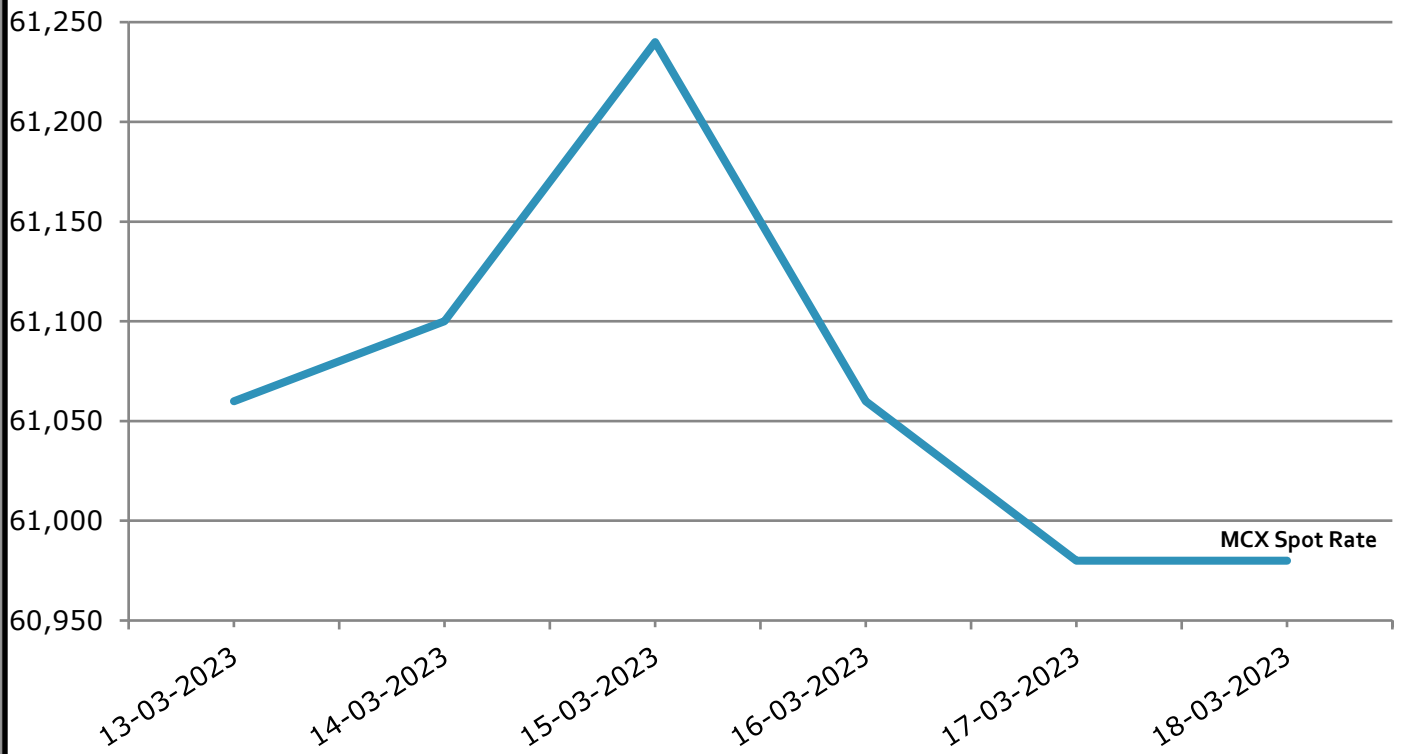




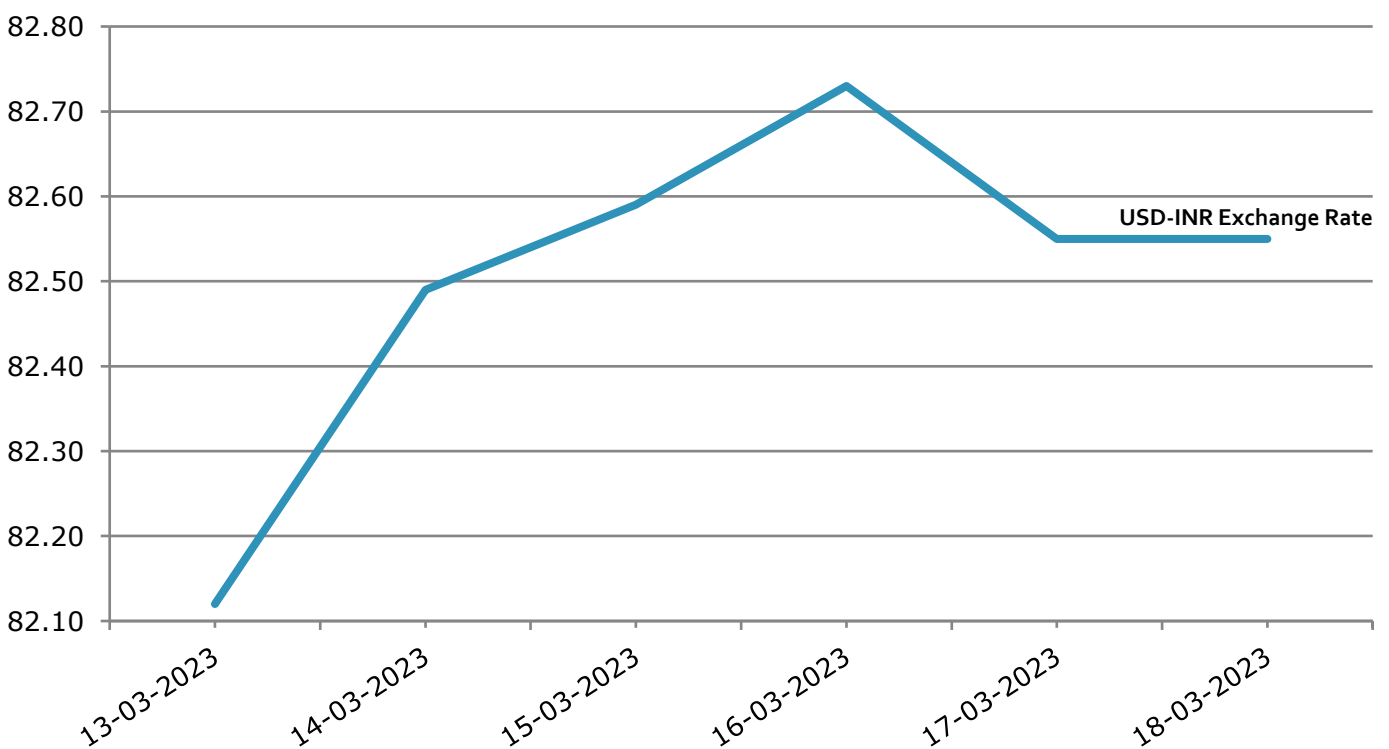
GUJCOT TRADE ASSOCIATION

WEEKLY REPORT 18-Mar-2023

MCX Spot Rate Closing Of The Days'



USD-INR Exchange Rate Closing Of The Days'

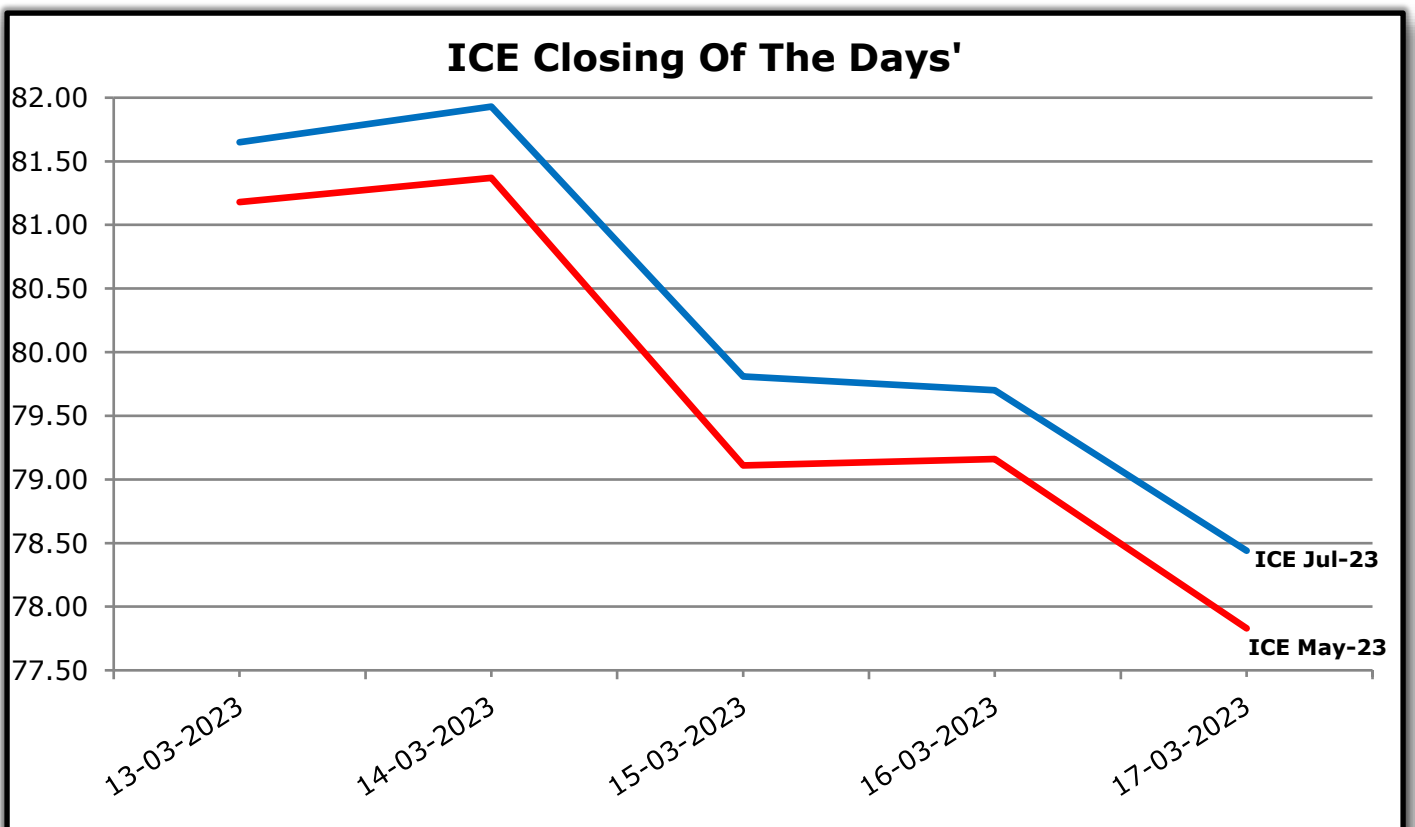
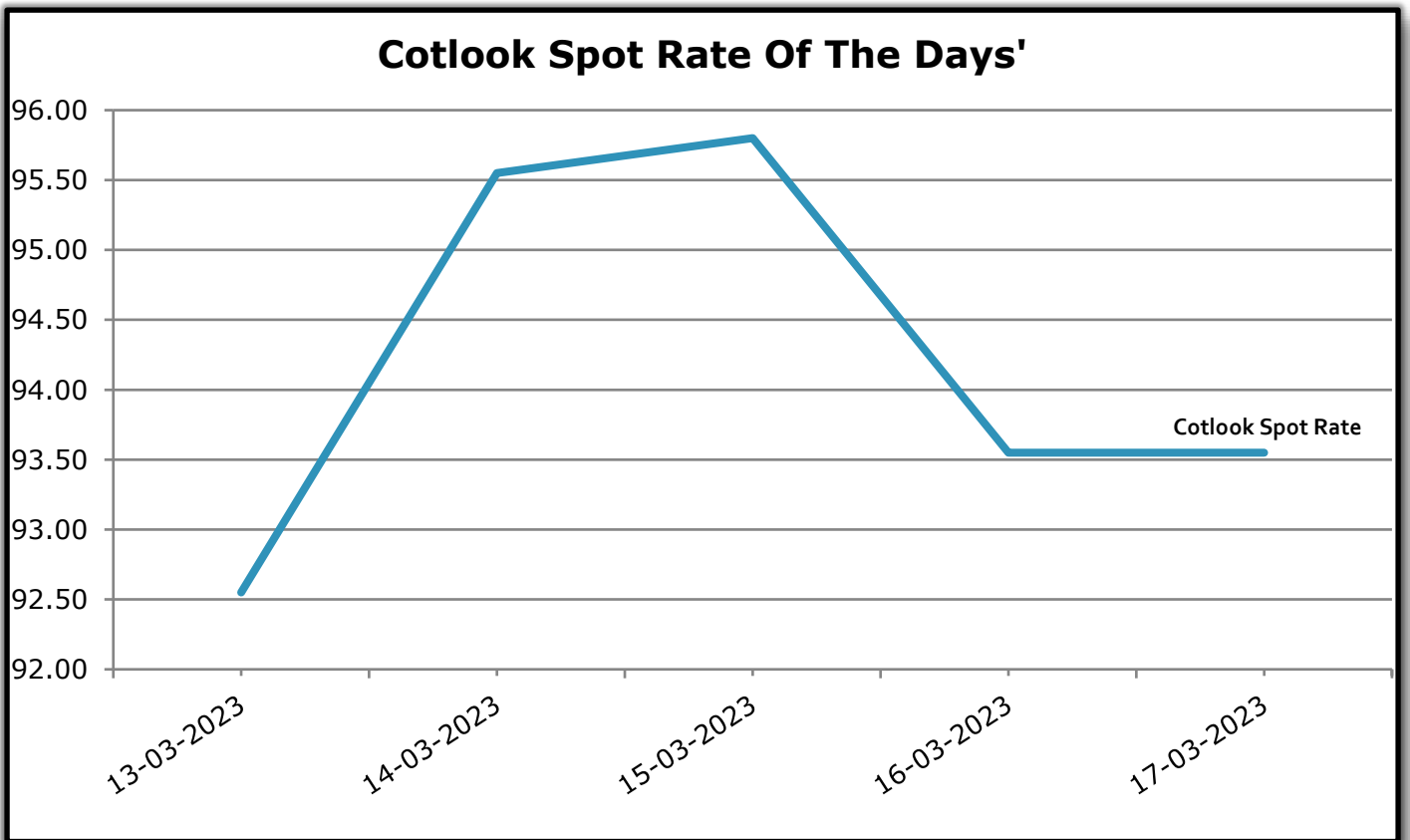




GUJCOT TRADE ASSOCIATION

WEEKLY REPORT 18-Mar-2023

Foreign Indices			
Date	Cotlook	ICE	
	Spot Rate	May-23	Jul-23
13-03-2023	92.55	81.18	81.65
14-03-2023	95.55	81.37	81.93
15-03-2023	95.80	79.11	79.81
16-03-2023	93.55	79.16	79.70
17-03-2023	93.55	77.83	78.44

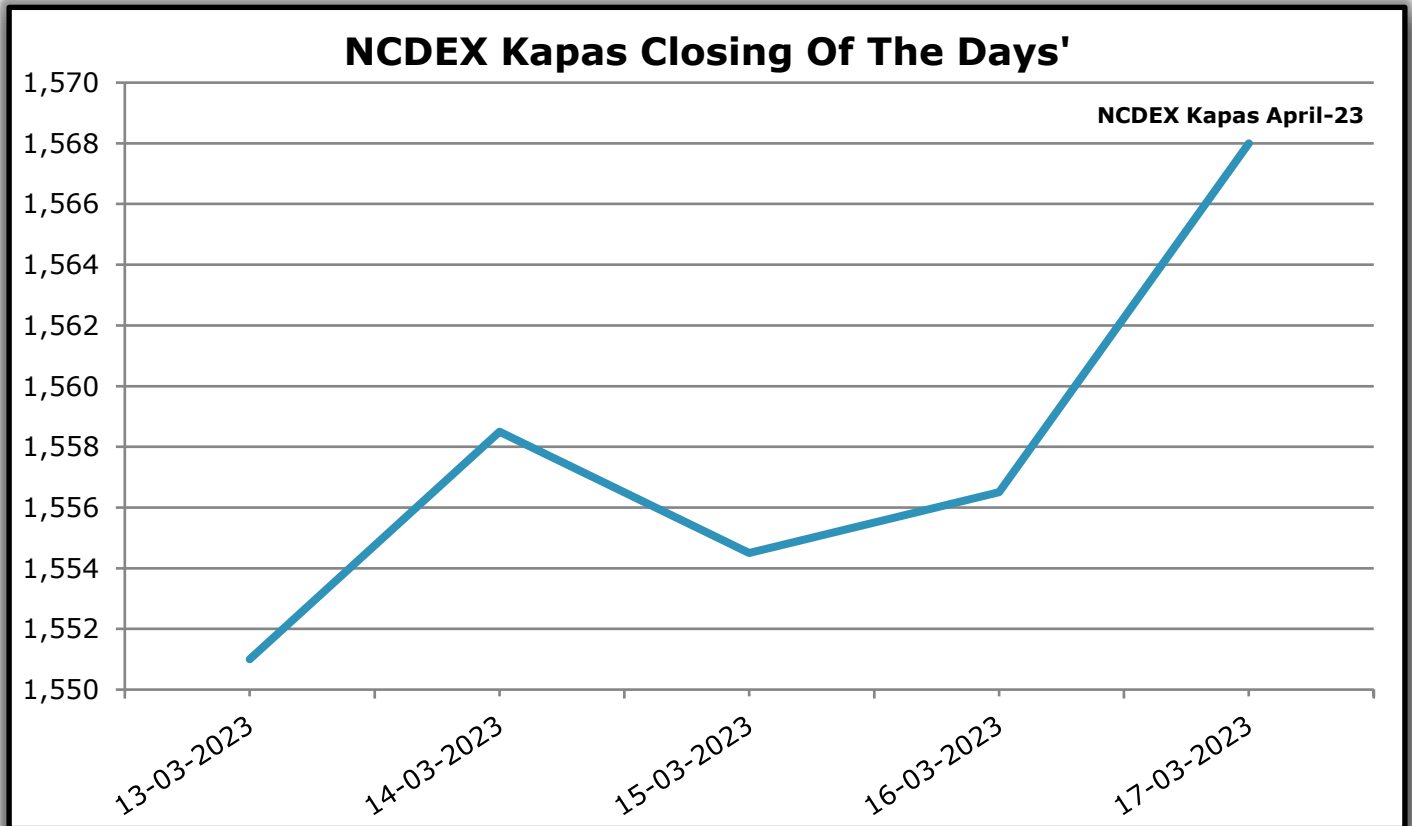




GUJCOT TRADE ASSOCIATION

WEEKLY REPORT 18-Mar-2023

Indian Indices	
Date	NCDEX Kapas
	April
13-03-2023	1,551.00
14-03-2023	1,558.50
15-03-2023	1,554.50
16-03-2023	1,556.50
17-03-2023	1,568.00



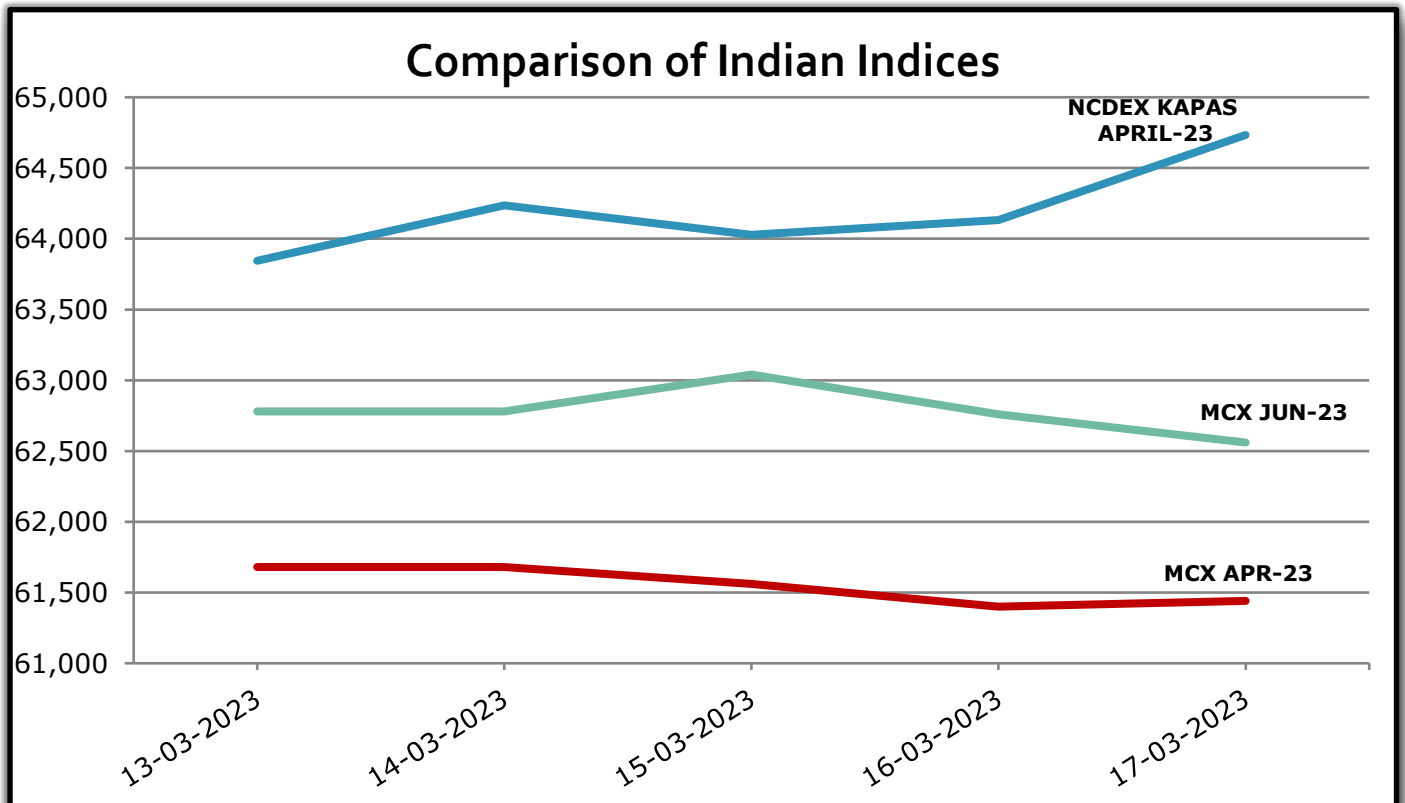


GUJCOT TRADE ASSOCIATION

WEEKLY REPORT 18-Mar-2023

Indian Indices in Candy Rate			
Date	NCDEX Kapas	MCX	
	April	Apr-23	Jun-23
13-03-2023	63,845	61,680	62,780
14-03-2023	64,237	61,680	62,780
15-03-2023	64,028	61,560	63,040
16-03-2023	64,132	61,400	62,760
17-03-2022	64,734	61,440	62,560

Remark :- For NCDEX Kapas we have taken seed rate 575/20 Kg to convert in Candy.

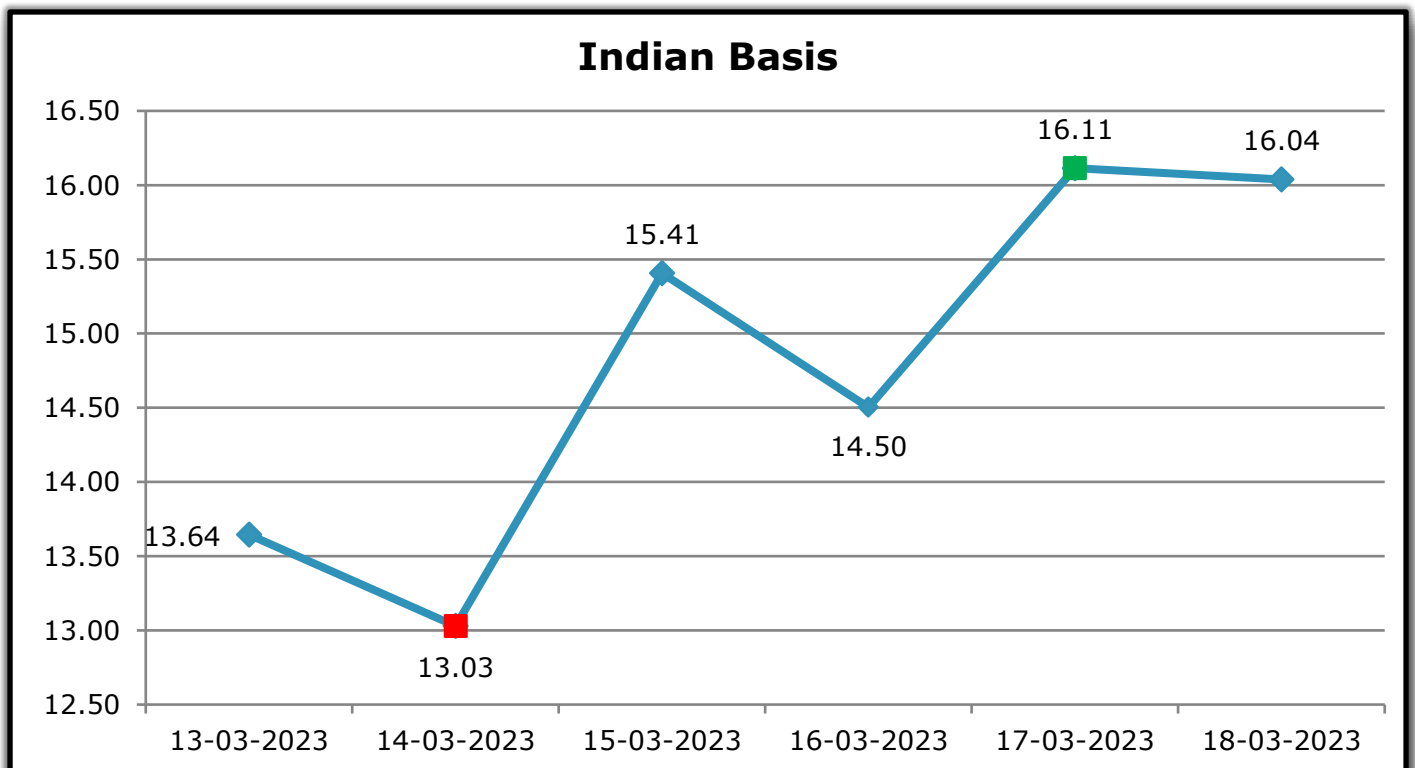




GUJCOT TRADE ASSOCIATION

WEEKLY REPORT 18-Mar-2023

Indian Basis					
DATE	29 MM	USD-INR	CENTS/LB	ICE MAY	BASIS
13-03-2023	61,050	82.12	94.82	81.18	13.64
14-03-2023	61,050	82.49	94.40	81.37	13.03
15-03-2023	61,200	82.59	94.52	79.11	15.41
16-03-2023	60,750	82.73	93.66	79.16	14.50
17-03-2023	60,800	82.55	93.94	77.83	16.11
18-03-2023	60,750	82.55	93.87	77.83	16.04





GUJCOT TRADE ASSOCIATION

WEEKLY REPORT

18-Mar-2023

IN THE WEEK AHEAD

- Friday at 2:30 p.m. Central – Commitments of Traders
- Thursday at 7:30 a.m. Central – Export Sales Report
- Thursday at 2:30 p.m. Central – Cotton On-Call

One stop solution for all cotton related reports and information.

Visit <https://www.gujcot.com>. It's updated every day in real time.

You can view

- Gujarat Daily Spot Rate at 5:30 pm and Historical Data
- Gujarat Latest Pressing Report and Historical Data
- Daily Weather Report
- Cotton Advisory Board Balance sheet and Area, Production, Yield reports from cotton season 1991-1992 to 2017-2018 estimate available from Menu->Reports
- All Historical Gujcot Weekly Reports Menu->Reports
- All India Cotton Sowing data
- Gujarat Cotton Sowing District wise Report
- US Export Sales Report
- US Crop Progress Report
- China Cotton Auction Update
- International Cotton Indices and Spot Rates.
- USDA WASDE Report
- ICE Cotton On Call Report
- And All other National & International reports and upcoming events

Report Sponsors:

Click on Sponsor's Logo to visit Sponsor's Website



Axita Cotton Limited

e-Cotton

"eCotton - domestic"-Mobile Application

Cotton Bales Trading Platform

For Ginners, Spinners, Traders, Exporters & Brokers



Report prepared by

Kalpesh Patel

Manager

Gujcot Trade Association