



# Gujcot Trade Association

## Weekly Report

### Market Movement from 28<sup>TH</sup> May 2018 to 2<sup>ND</sup> June 2018

- Gujarat cotton prices of 29 mm remained between 43,800 to 44,850 Rs./Candy.
- Out state arrival was low and local arrival also decline.
- All India arrivals remain daily 40,000 to 45,000 bales. With limited arrivals ginners are willing to close factory.
- Gujarat daily Pressing was nearly 18,000 bales.
- NY July future w/w gain 4.09 cents.
- Export demand is good. Domestic demand is good and physical market also gain 1,300 Rs/candy during this weeks.
- All future rallied more then 1,000 Rs/candy.

### Global

#### US weekly export sale,

- Net upland sales for shipment this season of 16,700 running bales during the week ended last Thursday, down 67% from the previous week and 89% from the prior four-week average. Upland net sales for shipment next season rose to 2,38,100 RB from 1,52,200 RB the week before.
- Upland shipments of 3,73,300 RB dropped 7% from the prior week and 16% from the four-week average. The leading destinations were Vietnam, China, Turkey, Indonesia and Pakistan.
- Net Pima sales of 21,500 RB for this season were “up noticeably” and 7,600 RB of extra-long staple sales were reported for next season. Pima shipments of 10,900 RB were down 39% from the prior week and 17% from the four-week average.
- Difference between NY July & December narrowed to just 1.5 cent inverse.

US Export Sales 24-May-2018	
Current Marketing Year	
Upland Gross sales	68,200
Cancellation	51,500
Net Upland Sales	16,700
PIMA Gross Sales	21,500
Cancellation	0
Net PIMA Sales	21,500
Total Gross Sales	89,700
Total Cancellation	51,500
Total Net Sales	38,200
Shipments	
Upland	3,73,300
PIMA	10,900
Total Shipments	3,84,200
New Marketing Year	
Net Upland Sales	2,38,100
Net PIMA Sales	7,600
Total Net Sales	2,45,700

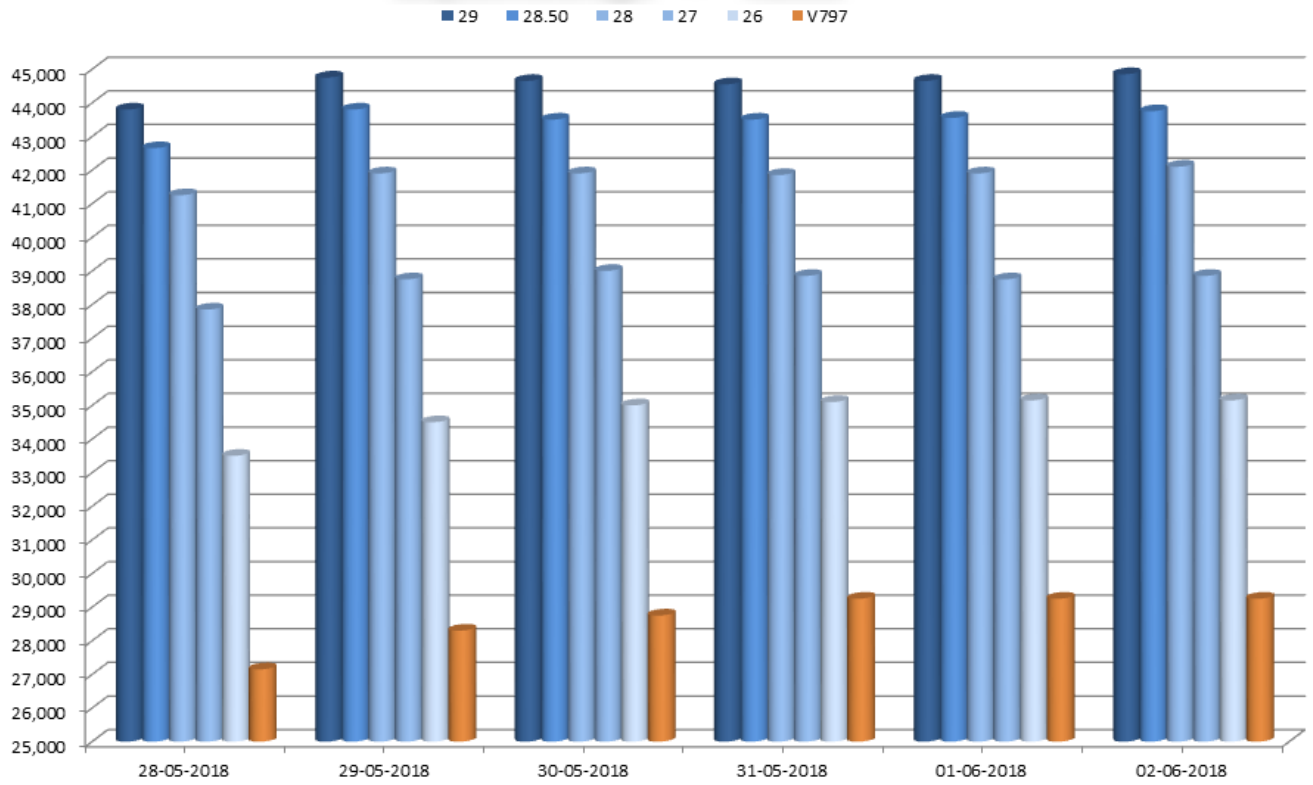
### China

- China reserve auction was sold 100% during whole week.

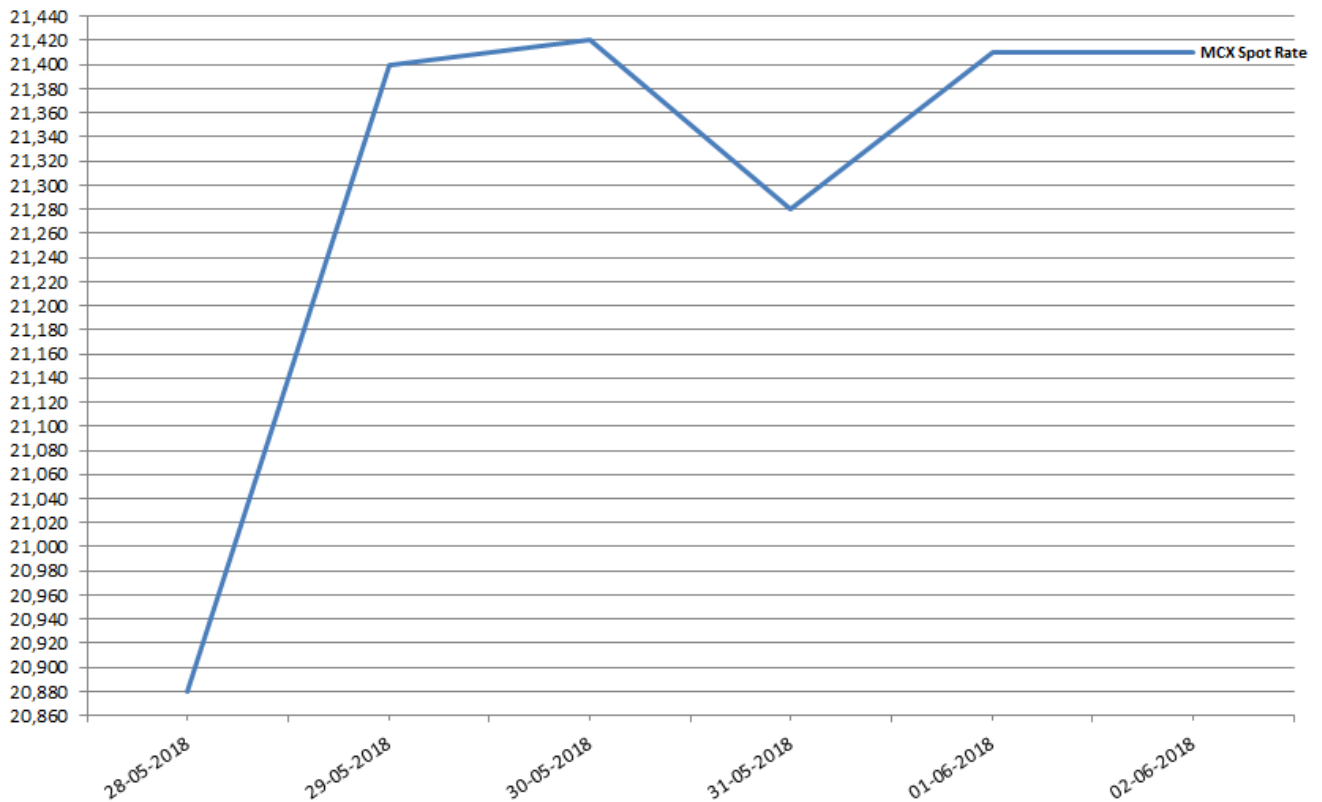
<b>Average Rate Of Last week</b>					
<b>Variety</b>	<b>Staple Length</b>	<b>Mic.</b>	<b>Price Range</b>		<b>Average Of 6 Days</b>
			<b>Low</b>	<b>High</b>	
<b>Shankar 6</b>	29	3.8	43,800	44,850	44,542
<b>Shankar 6</b>	28.5	3.7	42,650	43,800	43,458
<b>Shankar 6</b>	28	3.6	41,250	42,100	41,817
<b>Shankar 6</b>	27	3.2	37,850	39,000	38,675
<b>Shankar 6</b>	26	3	33,500	35,150	34,733
<b>V-797</b>	13% Trash		27,150	29,250	28,658
<b>MCX Spot Rate</b>					
			20,880	21,420	21,300
<b>USD Exchange Rate</b>					
			67.06	67.90	67.38

<b>Rate Of Last Week</b>								
<b>Date</b>	<b>29 3.8</b>	<b>28.5 3.7</b>	<b>28 3.6</b>	<b>27 3.2</b>	<b>26 3.0</b>	<b>V-797</b>	<b>MCX Spot Rate</b>	<b>USD-INR Exchange</b>
28-05-2018	43,800	42,650	41,250	37,850	33,500	27,150	20,880	67.42
29-05-2018	44,750	43,800	41,900	38,750	34,500	28,300	21,400	67.90
30-05-2018	44,650	43,500	41,900	39,000	35,000	28,750	21,420	67.43
31-05-2018	44,550	43,500	41,850	38,850	35,100	29,250	21,280	67.42
01-06-2018	44,650	43,550	41,900	38,750	35,150	29,250	21,410	67.06
02-06-2018	44,850	43,750	42,100	38,850	35,150	29,250	21,410	67.07

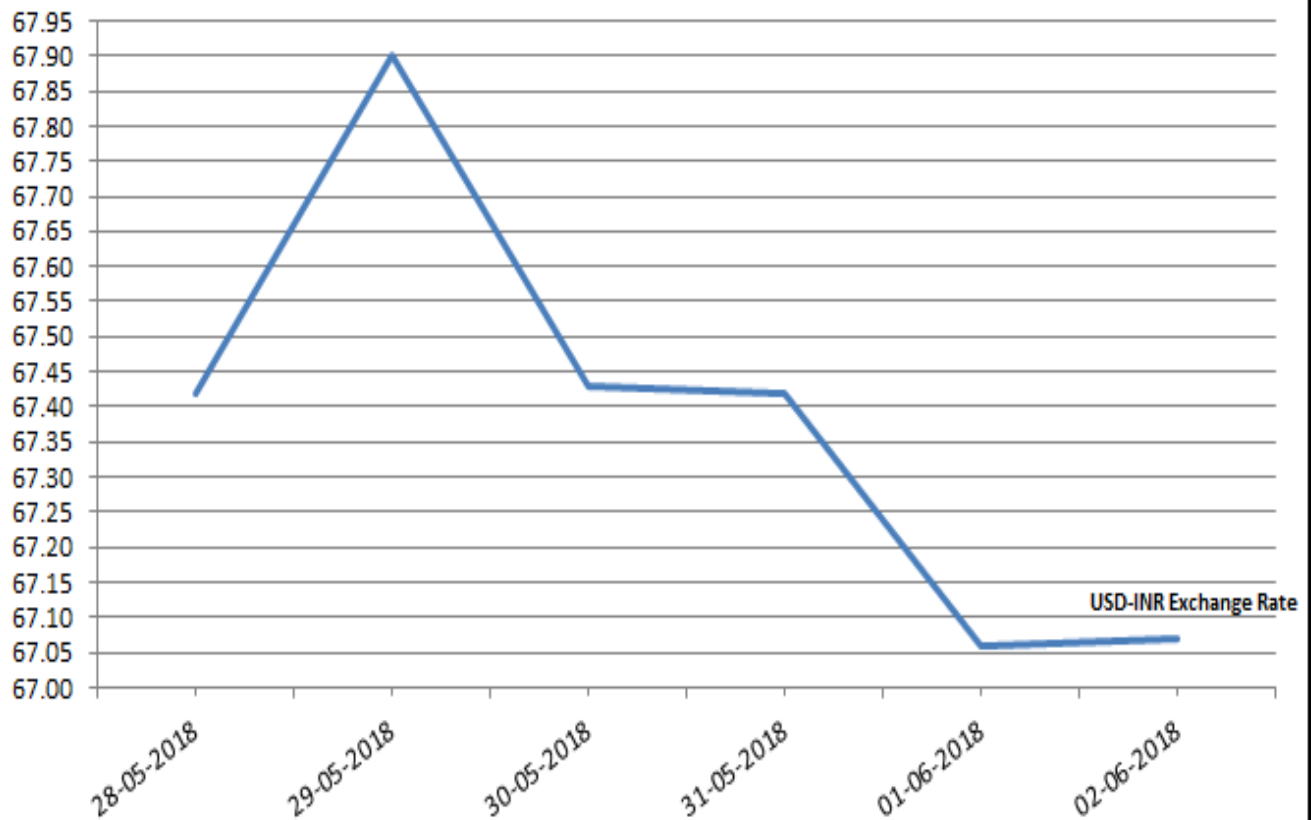
### Gujcot Average Spot Rates



### MCX Spot Rate Closing Of The Days'



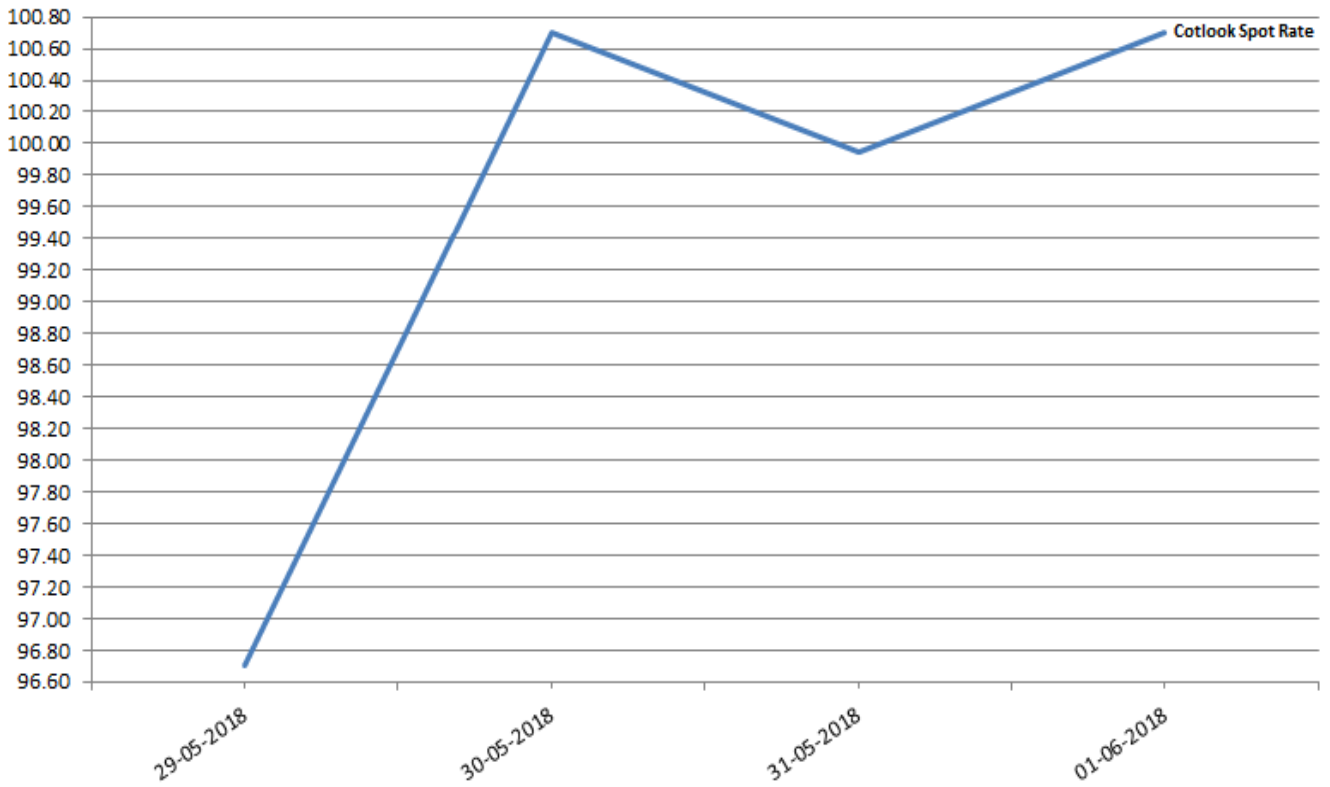
## USD-INR Exchange Rate Closing Of The Days'



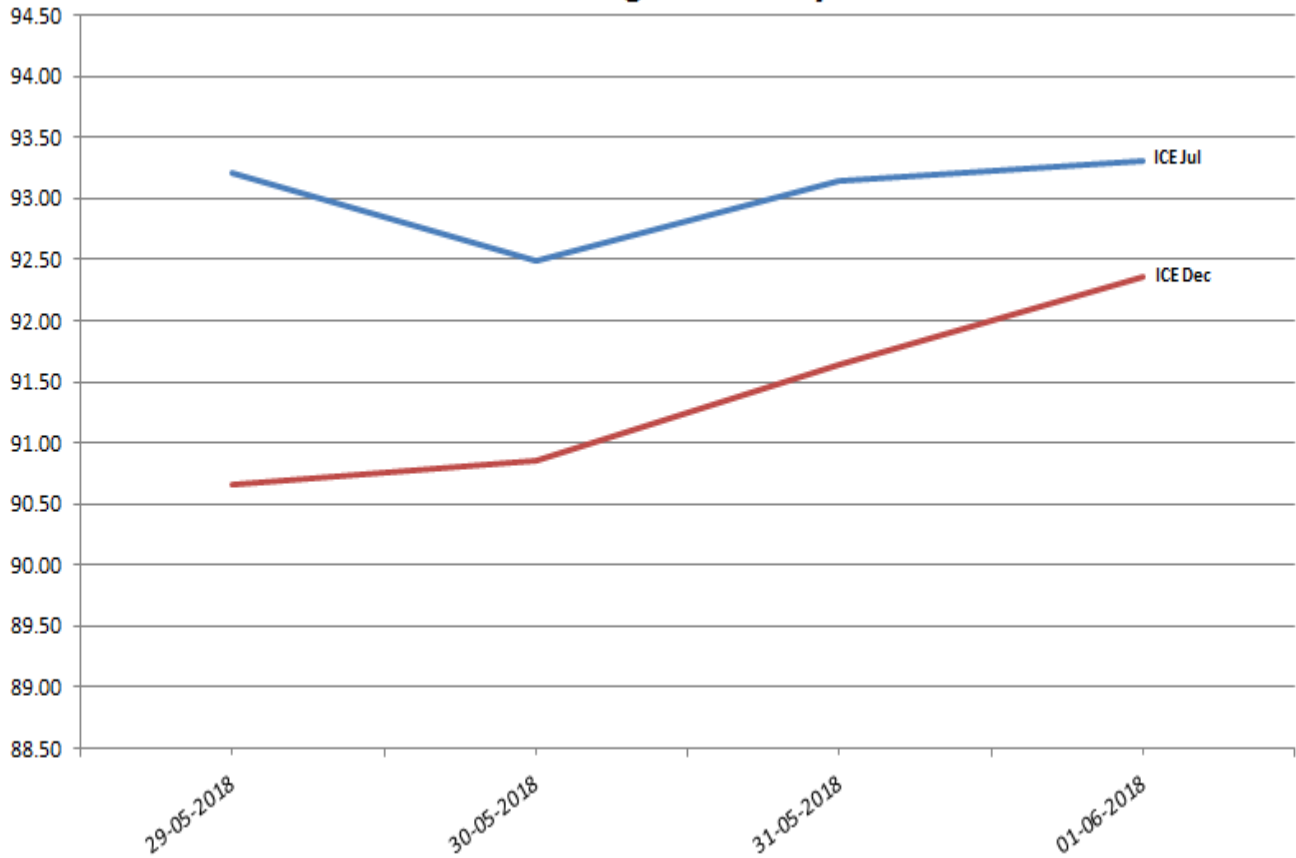
## Foreign Indices

Date	Cotlook	ICE	
	Spot Rate	Jul	Dec
29-05-2018	96.70	93.21	90.65
30-05-2018	100.70	92.49	90.85
31-05-2018	99.95	93.15	91.64
01-06-2018	100.70	93.30	92.36

### Cotlook Spot Rate Of The Days'

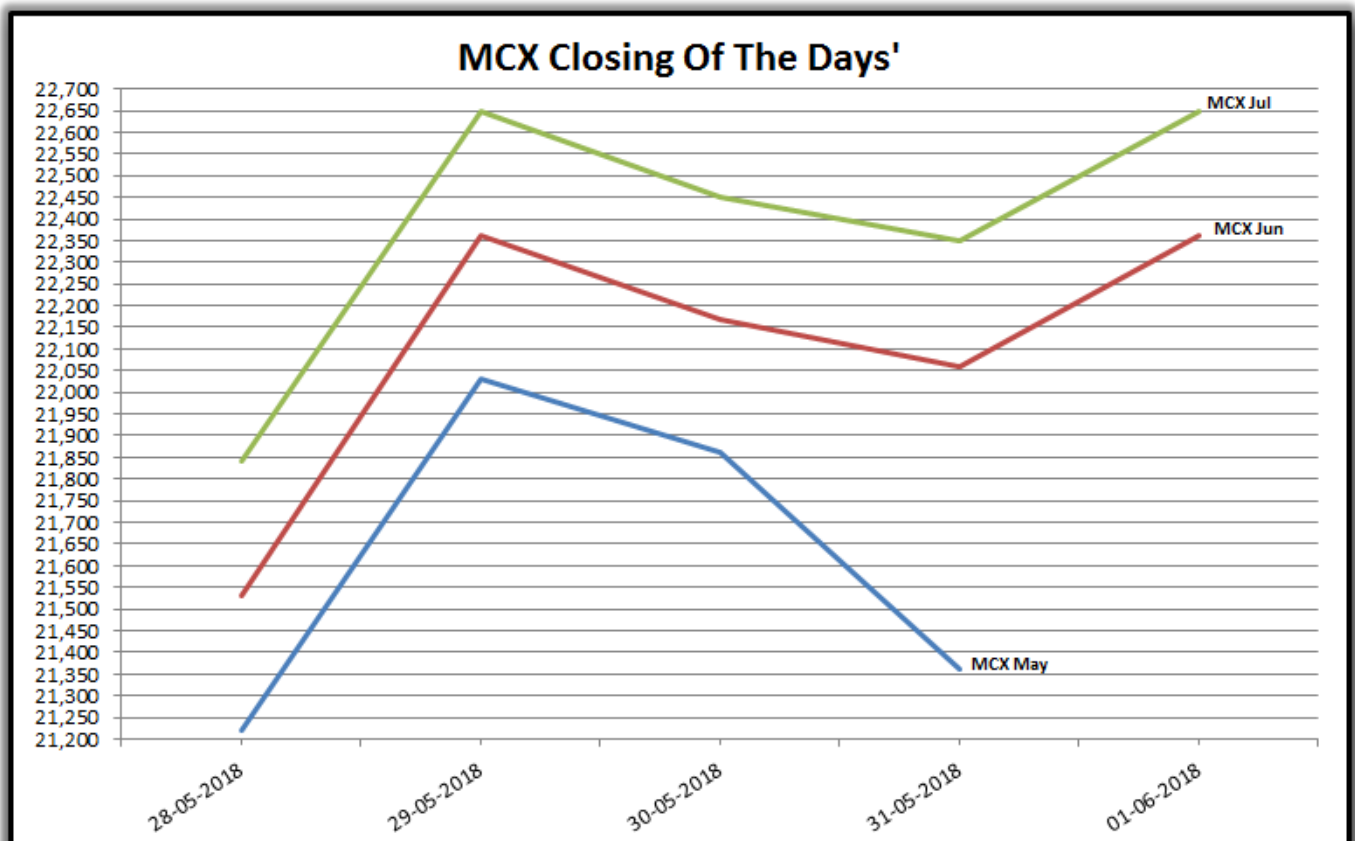


### ICE Closing Of The Days'



## Indian Indices

Date	MCX		
	May	Jun	Jul
28-05-2018	21,220	21,530	21,840
29-05-2018	22,030	22,360	22,650
30-05-2018	21,860	22,170	22,450
31-05-2018	21,360	22,060	22,350
01-06-2018		22,360	22,650



**Report prepared by**

Kalpesh Patel

Manager

**Gujcot Trade Association**