



GUJCOT TRADE ASSOCIATION

WEEKLY REPORT 03-Oct-2020

Market Movement from 28th Sep 2020 to 03rd Oct 2020

- NY December close as near to unchange W/W.it was cross 66 for some time and go below to 65 for some time but close whole week in very tight range between 65.26 to 65.92.
- U.S. Export Sales was decent and now turkey was main buyer of us cotton.it will show positive sign.
- Next week's WASDE will give new direction to market.
- In India CCI starts new procurement in north. But yet farmers not able to approve kapas in moisture. CCI daily put auction of old crop but not finding big buyer.
- New crop arrivals gradually started in M.P, Maharashtra, Gujarat and North. Mills has lot of options to buy. CCI 2018/19 and 2019/20, reseller of CCI cotton ,old kapash new pressing and new crop.
- Gujcot new crop rate are in shorter range near 36,800.
- Gujarat Cotton Sowing area reached 22,79,200 Hectares as on 28th September against last year's 26,66,800 hectares at the same time.
- Indian rupee remained stable between 73.14 to 73.85 against USD compared to last week.



GUJCOT TRADE ASSOCIATION

WEEKLY REPORT 03-Oct-2020

Gujarat District wise Cotton Sowing

Gujarat Districtwise Cotton Sowing Till 28-September-2020			
Kutch	632	Saurashtra	15,358
Kutch	632	Surendranagar	3,302
		Rajkot	2,001
North Gujarat	2,008	Jamnagar	940
Banarsakantha	416	Porbandar	43
Patan	470	Junagadh	343
Mehsana	356	Amreli	3,313
Sabarkantha	425	Bhavnagar	2,243
Gandhinagar	176	Morbi	1,580
Aravali	166	Botad	1,418
		Gir Somnath	125
Middle Gujarat	3,236	Devbhumi Dwarka	48
Ahmedabad	1,157		
Anand	22	South Gujarat	1,559
Kheda	163	Surat	46
Panchmahal	140	Narmada	488
Dahod	2	Bharuch	933
Vadodara	793	Dang	0
Mahisagar	52	Navsari	0
Chota Udaipur	907	Valsad	0
		Tapi	92
TOTAL			22,792
TOTAL (Last Year)			26,668
All Figures in '00 Hectares			
Source :- Agriculture, Farmers Welfare and Co-operation Department Government of Gujarat			



GUJCOT TRADE ASSOCIATION

WEEKLY REPORT

03-Oct-2020

Global

US Weekly Export Sales

- Net UPLAND sales of 2,33,800 RB for 2020-2021 were up noticeably from the previous week and up 7 percent from the prior 4-week average. Increases were primarily for Turkey (62,500 RB), China (55,700 RB), Vietnam (41,100 RB), Mexico (24,300 RB), and Indonesia (13,400 RB, including decreases of 4,300 RB). For 2021-2022, net sales of 20,600 RB were for Mexico (16,300 RB) and Indonesia (4,300 RB).
- UPLAND Exports of 2,18,200 RB were down 23 percent from the previous week and 10 percent from the prior 4-week average. Exports were primarily to China (1,05,400 RB), Vietnam (49,400 RB), Indonesia (14,700 RB), Mexico (14,300 RB), and Pakistan (8,800 RB).
- Net sales of PIMA totaling 19,500 RB were up 5 percent from the previous week, but down 4 percent from the prior 4-week average. Increases were primarily for India (7,700 RB, including decreases of 100 RB), China (3,900 RB), Bangladesh (2,200 RB), Peru (2,200 RB), and Hong Kong (1,500 RB).
- PIMA Exports of 10,800 RB were down 17 percent from the previous week and 18 percent from the prior 4-week average. The primary destinations were India (3,600 RB), China (3,200 RB), El Salvador (1,800 RB), Pakistan (900 RB), and Turkey (700 RB).

US Export Sales	24-Sep-2020
Marketing Year 2020-21	
Upland Gross Sales	2,38,100
Cancellation	4,300
Net Upland Sales	2,33,800
PIMA Gross Sales	19,600
Cancellation	100
Net PIMA Sales	19,500
Total Gross Sales	2,57,700
Total Cancellation	4,400
Total Net Sales	2,53,300
Shipments	
UPLAND	2,18,200
PIMA	10,800
Total Shipment	2,29,000
Marketing Year 2021-22	
Net Upland Sales	20,600
Net PIMA Sales	0
Total Net Sales	20,600
All Figures in US Running Bale	



GUJCOT TRADE ASSOCIATION

WEEKLY REPORT

03-Oct-2020

Average Rate of Last week

Variety	Staple Length	Mic.	Price Range		Average
			Low	High	
Shankar 6	29	3.8	36,700	36,800	36,750
Shankar 6	28.5	3.7	No Quote	No Quote	No Quote
Shankar 6	28	3.6	No Quote	No Quote	No Quote
Shankar 6	27	3.2	No Quote	No Quote	No Quote
Shankar 6	26	3.0	No Quote	No Quote	No Quote
V-797	13% Trash		23,250	23,400	23,333
MCX Spot Rate			17,490	17,550	17,527
USD Exchange Rate			73.14	73.85	73.47

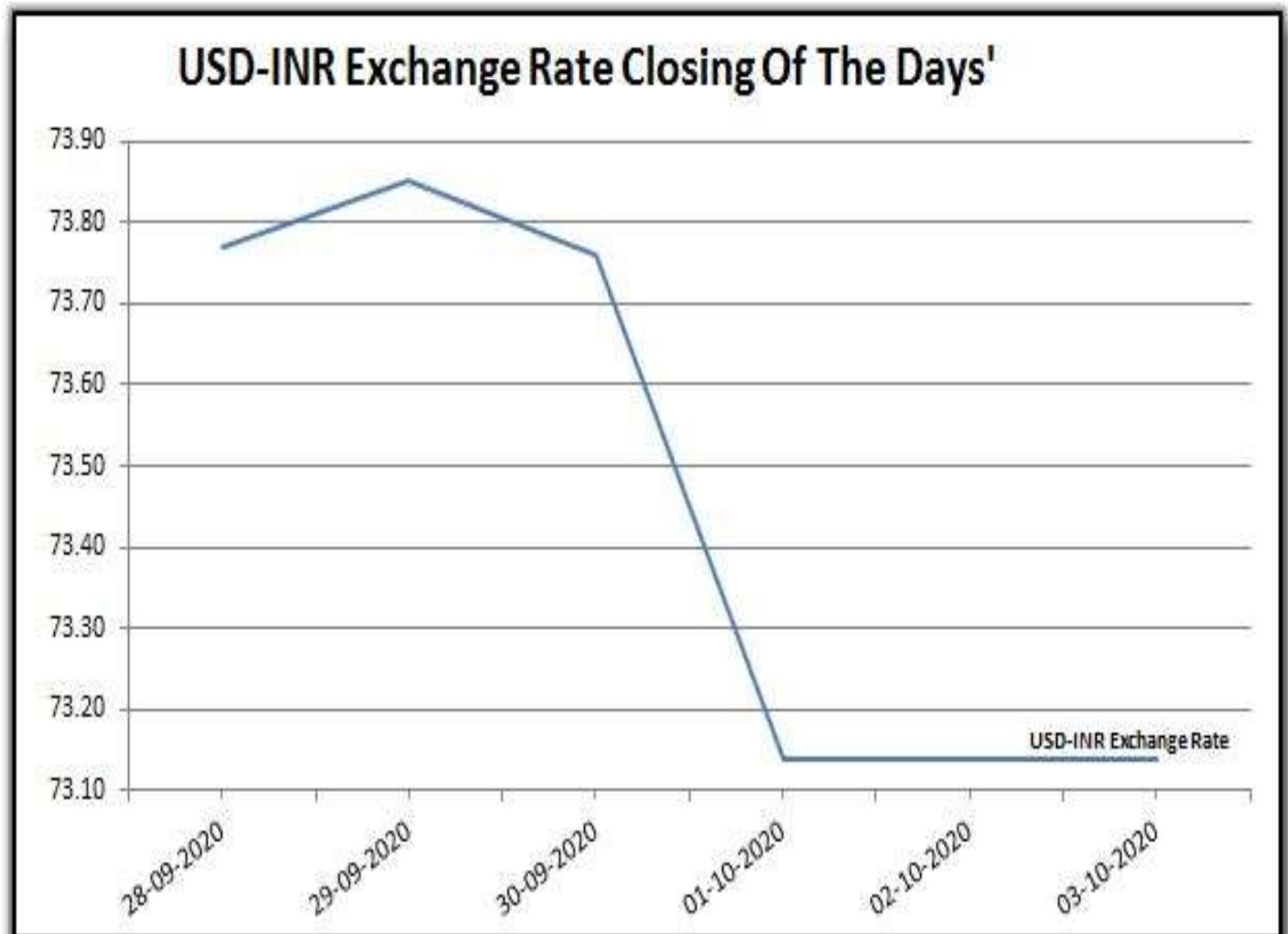
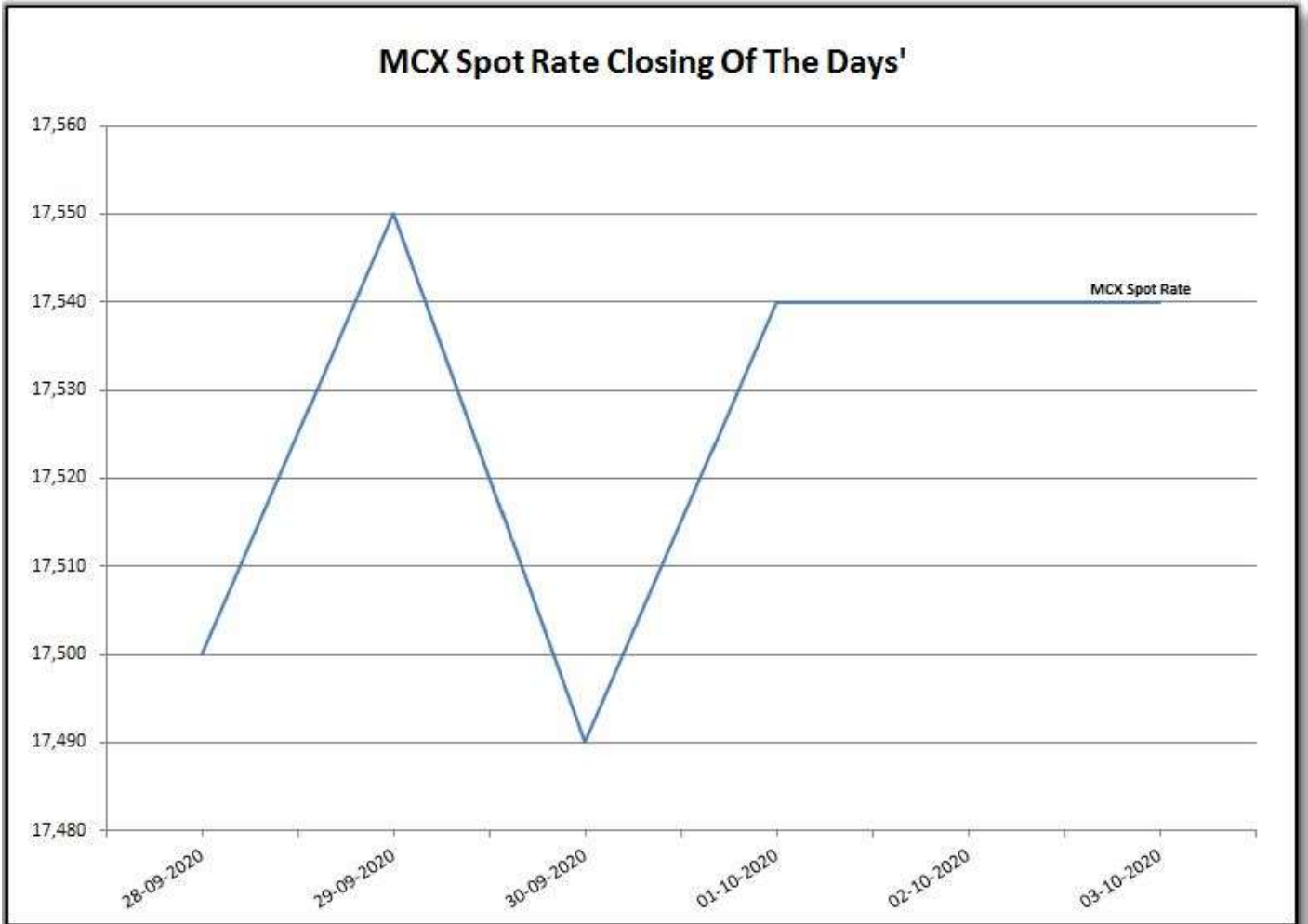
Rate Of Last Week

Date	29 3.8	V-797	MCX Spot Rate	USD-INR Exchange
28-09-2020			17,500	73.77
29-09-2020			17,550	73.85
30-09-2020			17,490	73.76
01-10-2020	36,700	23,250	17,540	73.14
02-10-2020	36,750	23,350	17,540	73.14
03-10-2020	36,800	23,400	17,540	73.14



GUJCOT TRADE ASSOCIATION

WEEKLY REPORT 03-Oct-2020

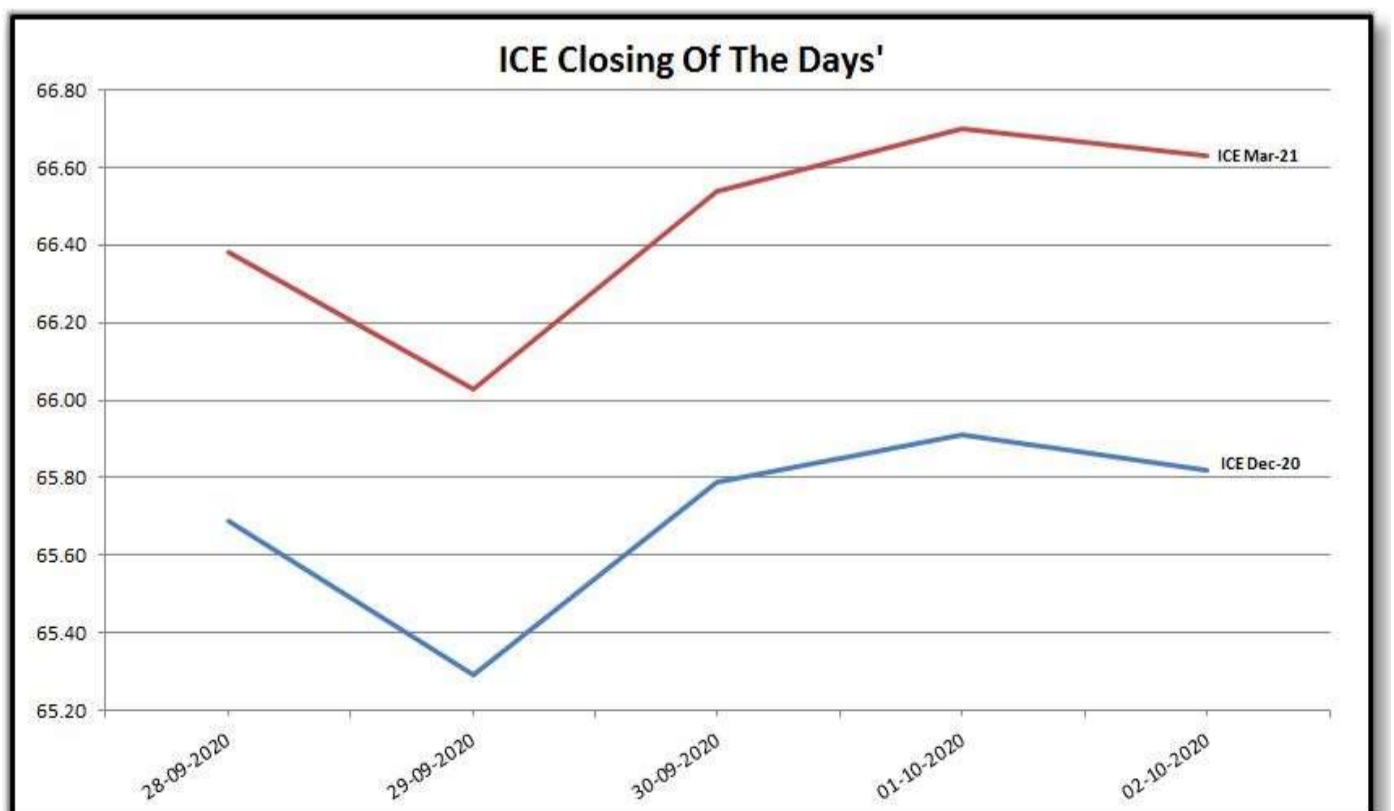
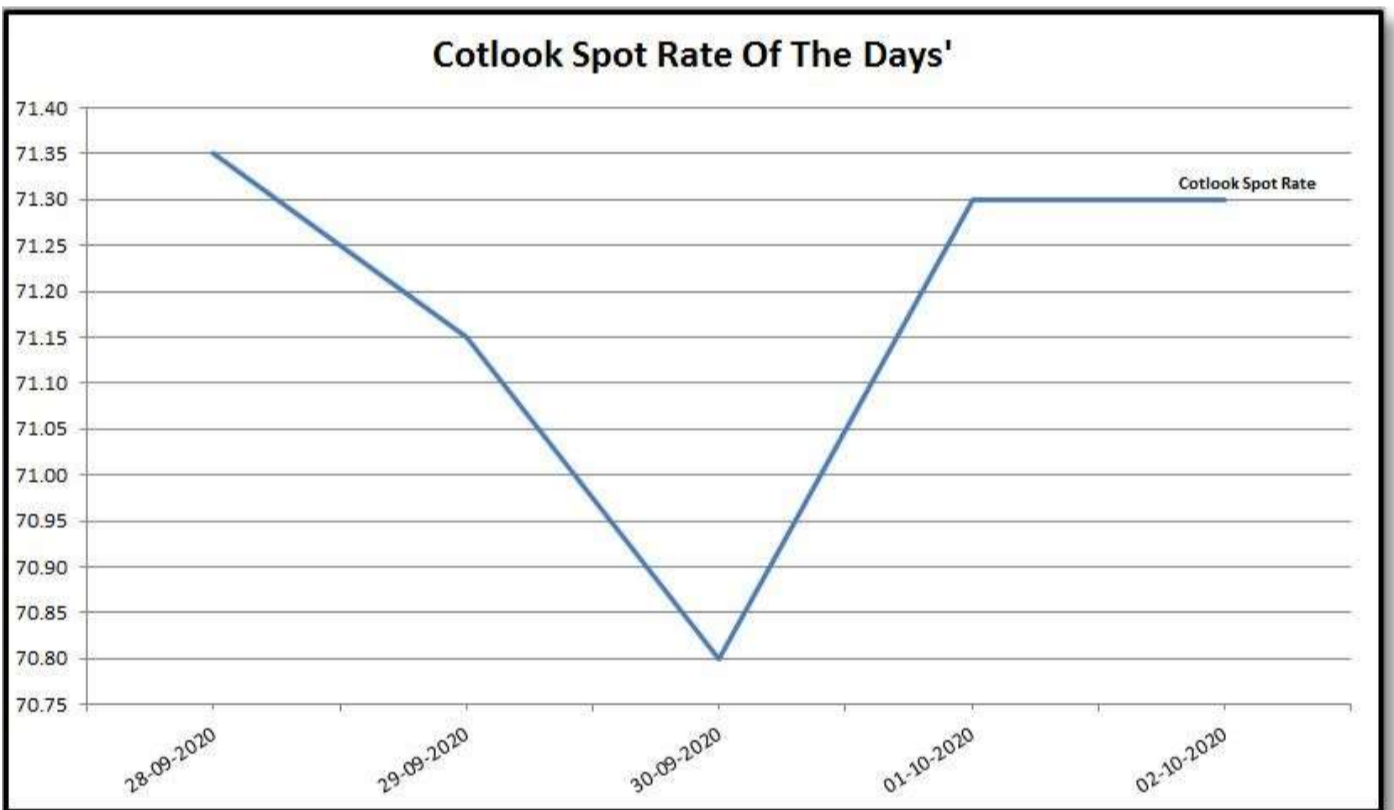




GUJCOT TRADE ASSOCIATION

WEEKLY REPORT 03-Oct-2020

Foreign Indices			
Date	Cotlook	ICE	
	Spot Rate	Dec-20	Mar-21
28-09-2020	71.35	65.69	66.38
29-09-2020	71.15	65.29	66.03
30-09-2020	70.80	65.79	66.54
01-10-2020	71.30	65.91	66.70
02-10-2020	71.30	65.82	66.63



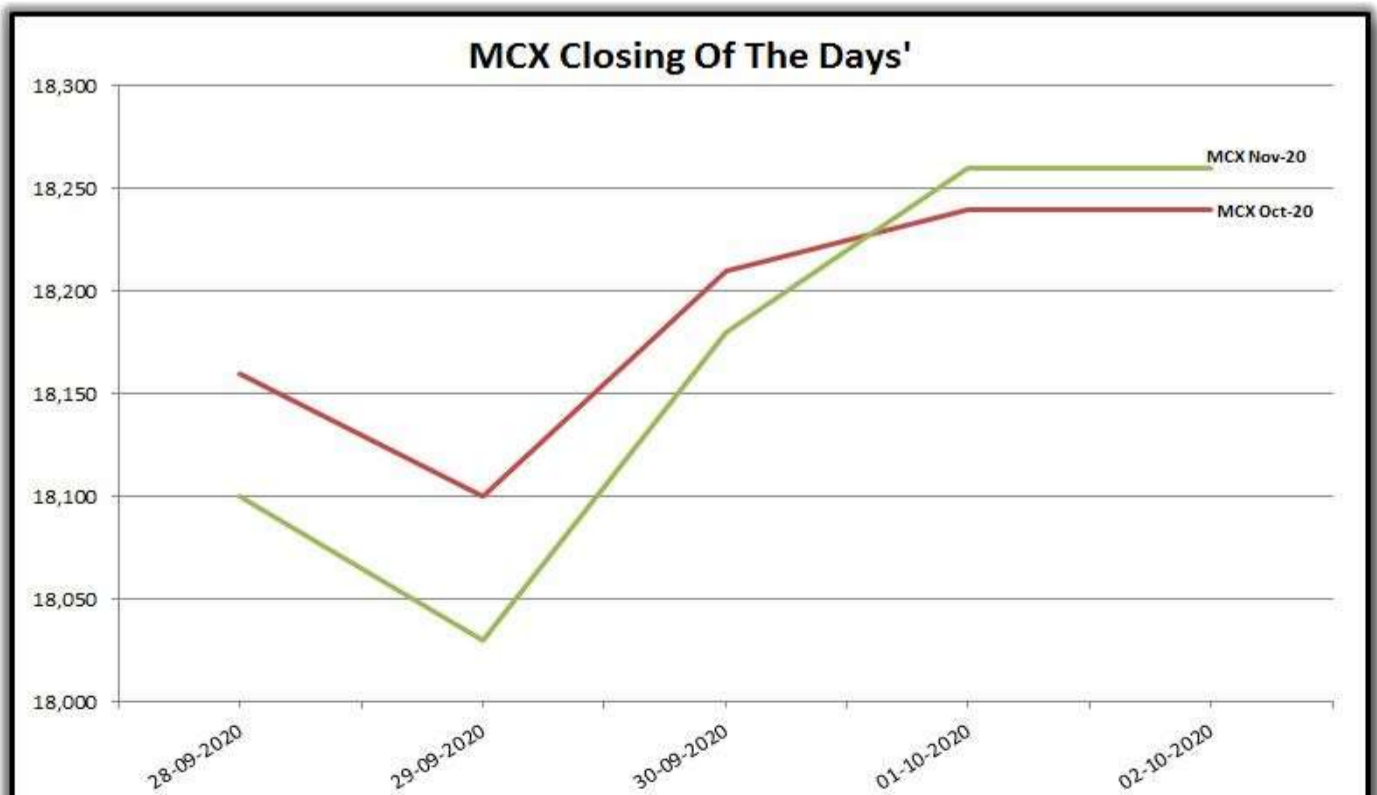
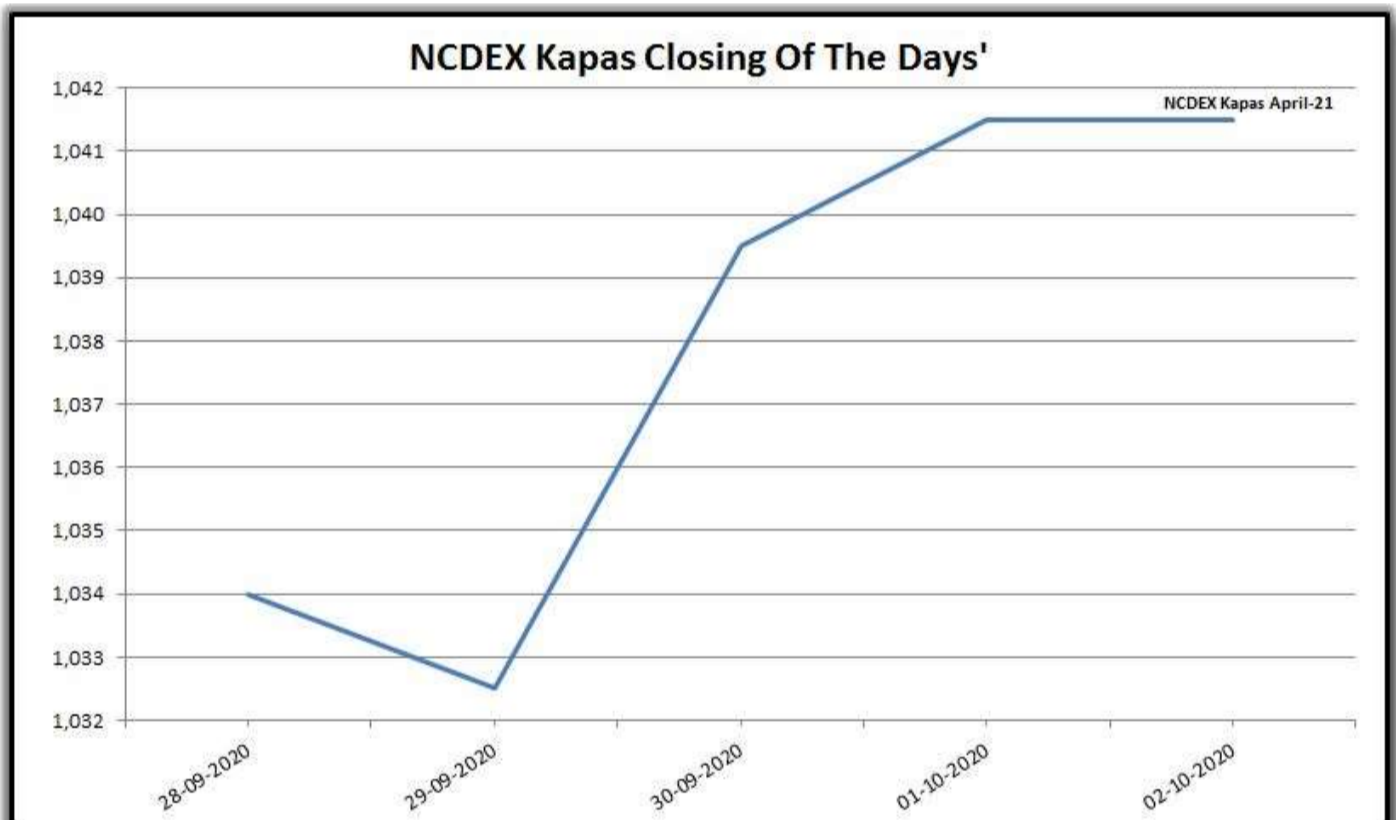


GUJCOT TRADE ASSOCIATION

WEEKLY REPORT 03-Oct-2020

Indian Indices

Date	NCDEX Kapas	MCX	
	30-Apr-2021	OCT-20	NOV-20
28-09-2020	1034.00	18,160	18,100
29-09-2020	1032.50	18,100	18,030
30-09-2020	1039.50	18,210	18,180
01-10-2020	1041.50	18,240	18,260
02-10-2020	1041.50	18,240	18,260



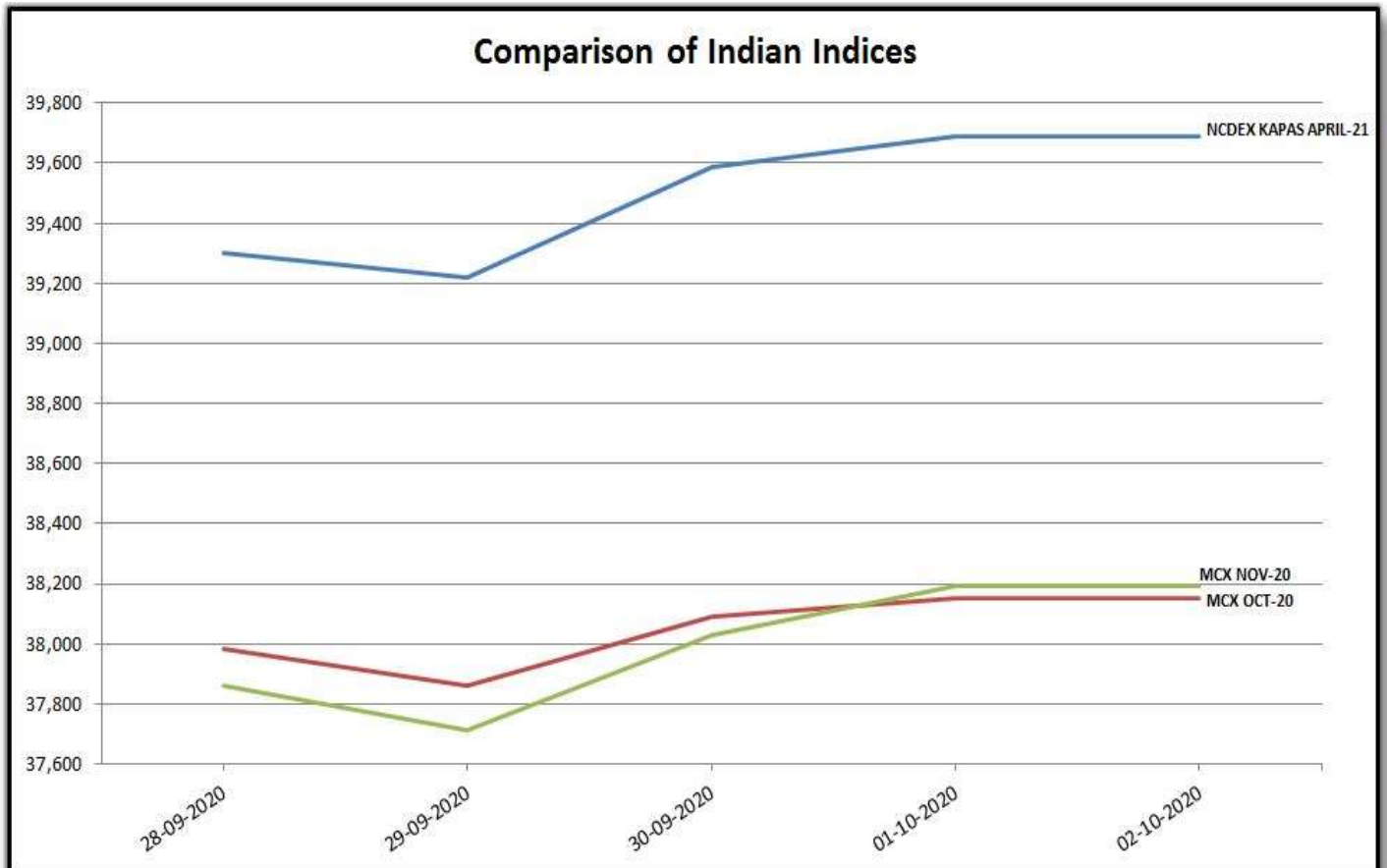


GUJCOT TRADE ASSOCIATION

WEEKLY REPORT 03-Oct-2020

Indian Indices in Candy Rate			
Date	NCDEX Kapas	MCX	
	April	Oct-20	Nov-20
28-09-2020	39,299	37,985	37,860
29-09-2020	39,221	37,860	37,713
30-09-2020	39,587	38,090	38,027
01-10-2020	39,691	38,153	38,194
02-10-2020	39,691	38,153	38,194

Remark :- For NCDEX Kapas we have taken seed rate 500/20 Kg to convert in Candy.





GUJCOT TRADE ASSOCIATION

WEEKLY REPORT 03-Oct-2020

IN THE WEEK AHEAD

- Friday at 2:30 p.m. Central – Commitments of Traders
- Monday at 3:00 p.m. Central – Crop Progress Report
- Thursday at 7:30 a.m. Central – Export Sales Report
- Thursday at 2:30 p.m. Central – Cotton-On-Call
- Friday at 11:00 a.m. Central – WASDE and Crop Production

One stop solution for all cotton related reports and information.

Visit <https://www.gujcot.com>. It's updated every day in real time.

You can view

- Gujarat Daily Spot Rate at 5:30 pm and Historical Data
- Gujarat Latest Pressing Report and Historical Data
- Daily Weather Report
- Cotton Advisory Board Balance sheet and Area, Production, Yield reports from cotton season 1991-1992 to 2017-2018 estimate available from Menu->Reports
- All Historical Gujcot Weekly Reports Menu->Reports
- All India Cotton Sowing data
- Gujarat Cotton Sowing District wise Report
- US Export Sales Report
- US Crop Progress Report
- China Cotton Auction Update
- International Cotton Indices and Spot Rates.
- USDA WASDE Report
- ICE Cotton On Call Report
- And All other National & International reports and upcoming events

Report Sponsors:

Click on Sponsor's Logo to visit Sponsor's Website



Dharmdeep Commodities Pvt. Ltd.

Report prepared by

Kalpesh Patel

Manager

Gujcot Trade Association