



GUJCOT TRADE ASSOCIATION

WEEKLY REPORT 05-Dec-2020

Market Movement from 30th Nov 2020 to 05th Dec 2020

- This week was bear dominating week. NY March continuously closed in red for four day and on Friday closed in green but ultimately week closed with 167 points loss. Some profit booking and some harvest pressure put pressure on NY futures. Despite robust export sales and weaker dollar market closed in red.
- U.S. Export Sale was decent and again China played a major role. Weekly net sales were 2,85,700 bales and shipment also were 2,08,400 bales. Now total commitment is above 9 million bales and easy to surpass target set by USDA.
- Indian physical market also followed foreign markets and was continuous in down trend during the week. Gujcot spot rate was nearly 40,500 during this week.
- Due to down trend in cotton and cotton seed both, ginneries were not able to complete CCI. CCI has bought huge quantity during the week and their procurement touched above 34 lakh bales.
- Indian export remained slow during last week.
- All India daily arrivals remained nearly 2,50,000 to 3,00,000 bales a day.
- Daily arrival in Gujarat was nearly 50,000 to 55,000 bales a day.
- Gujcot spot rate remained between 40,500 to 41,150 during this week.
- Indian rupee remained stable between 73.68 to 74.05 against.



GUJCOT TRADE ASSOCIATION

WEEKLY REPORT

05-Dec-2020

Global

US Weekly Export Sales

- Net UPLAND sales of 2,77,900 RB for 2020-2021 were down 22 percent from the previous week, but up 33 percent from the prior 4-week average. Increases were primarily for China (1,30,800 RB), Vietnam (46,000 RB, including 4,600 RB switched from China and decreases of 5,800 RB), Pakistan (44,500 RB), Turkey (12,500 RB), and Indonesia (11,100 RB).
- For 2021-2022, net UPLAND sales of 21,800 RB were for Vietnam (15,400 RB) and Mexico (6,400 RB).
- UPLAND Exports of 1,80,800 RB were down 1 percent from the previous week and 29 percent from the prior 4-week average. Exports were primarily to China (80,300 RB), Vietnam (27,500 RB), Pakistan (17,000 RB), Bangladesh (12,000 RB), and Mexico (11,700 RB).
- Net sales of PIMA totaling 7,900 RB were down 71 percent from the previous week and 54 percent from the prior 4-week average. Increases were primarily for Peru (3,500 RB), Vietnam (1,800 RB), Honduras (1,200 RB), and Bangladesh (900 RB).
- PIMA Exports of 27,600 RB--a marketing-year high--were up 27 percent from the previous week and 31 percent from the prior 4-week average. The destinations were primarily to India (12,400 RB), China (7,400 RB), Pakistan (4,100 RB), Vietnam (1,600 RB), and Thailand (1,000 RB).

US Export Sales	26-Nov-2020
Marketing Year 2020-21	
Upland Gross Sales	2,83,900
Cancellation	6,100
Net Upland Sales	2,77,800
PIMA Gross Sales	7,900
Cancellation	0
Net PIMA Sales	7,900
Total Gross Sales	2,91,800
Total Cancellation	6,100
Total Net Sales	2,85,700
Shipments	
UPLAND	1,80,800
PIMA	27,600
Total Shipment	2,08,400
Marketing Year 2021-22	
Net Upland Sales	21,800
Net PIMA Sales	0
Total Net Sales	21,800
All Figures in US Running Bale	



GUJCOT TRADE ASSOCIATION

WEEKLY REPORT

05-Dec-2020

Gujarat Spot Rate Weekly Changes

Variety	Staple Length	Mic.	28-11-2020	05-12-2020	Change	Change (in Per.)
					W/W	W/W
Shankar 6	29 mm	3.8	41,250	40,750	-500	-1.23%
V-797	13 % Trash		27,000	26,550	-450	-1.69%
MCX Spot Rate			19,950	19,570	-380	-1.94%
USD-INR Exchange			74.05	73.79	-0.26	-0.35%

Average Rate of Last week

Variety	Staple Length	Mic.	Price Range		Average Of 6 Days
			Low	High	
Shankar 6	29	3.8	40,500	41,150	40,800
Shankar 6	28.5	3.7	No Quote	No Quote	No Quote
Shankar 6	28	3.6	No Quote	No Quote	No Quote
Shankar 6	27	3.2	No Quote	No Quote	No Quote
Shankar 6	26	3.0	No Quote	No Quote	No Quote
V-797	13% Trash		26,550	27,050	26,733
MCX Spot Rate			19,570	19,950	19,672
USD Exchange Rate			73.68	74.05	73.84

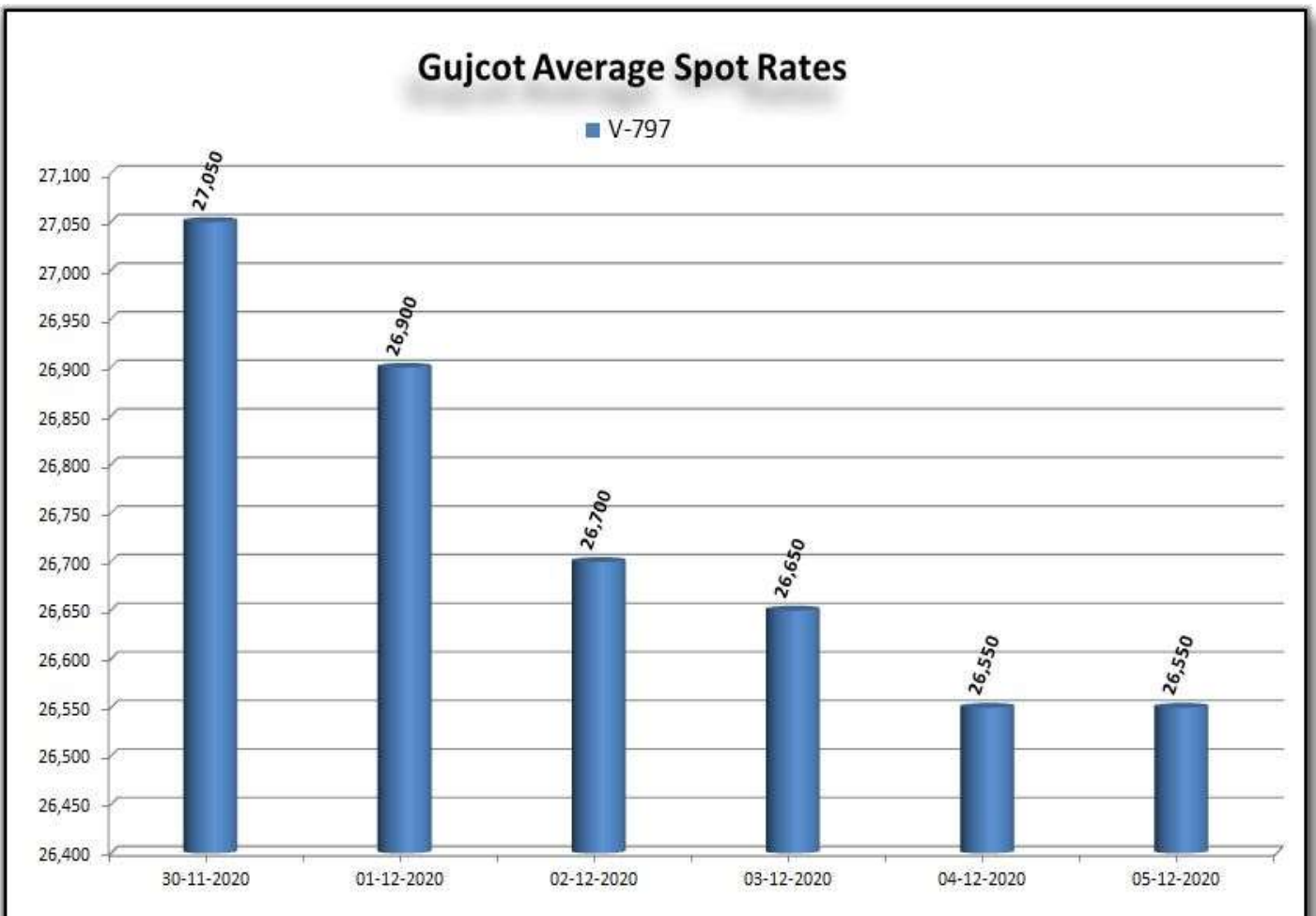
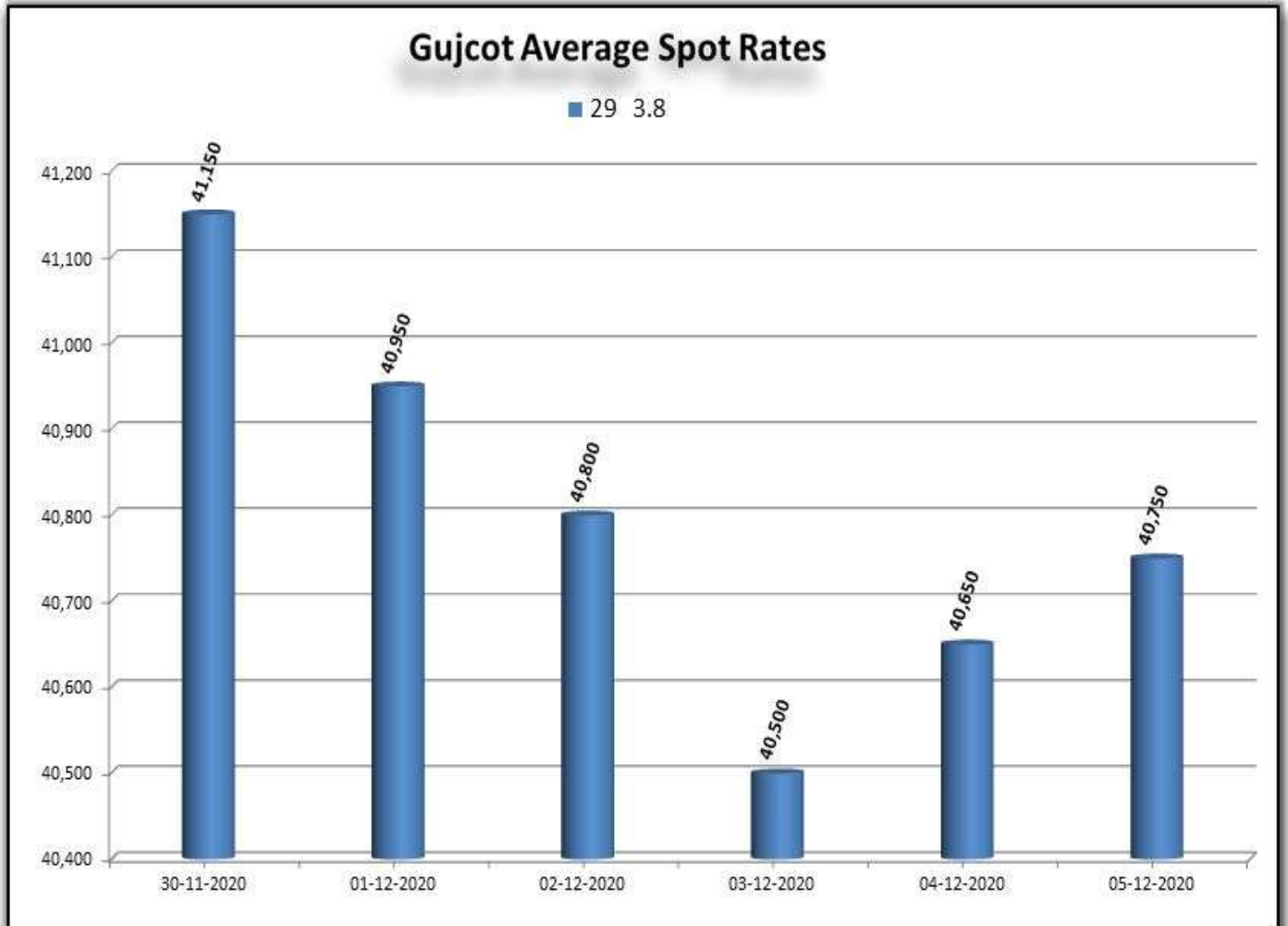
Rate of Last Week

Date	29 3.8	V-797	MCX Spot Rate	USD-INR Exchange
30-11-2020	41,150	27,050	19,950	74.05
01-12-2020	40,950	26,900	19,680	73.68
02-12-2020	40,800	26,700	19,650	73.80
03-12-2020	40,500	26,650	19,610	73.90
04-12-2020	40,650	26,550	19,570	73.79
05-12-2020	40,750	26,550	19,570	73.79



GUJCOT TRADE ASSOCIATION

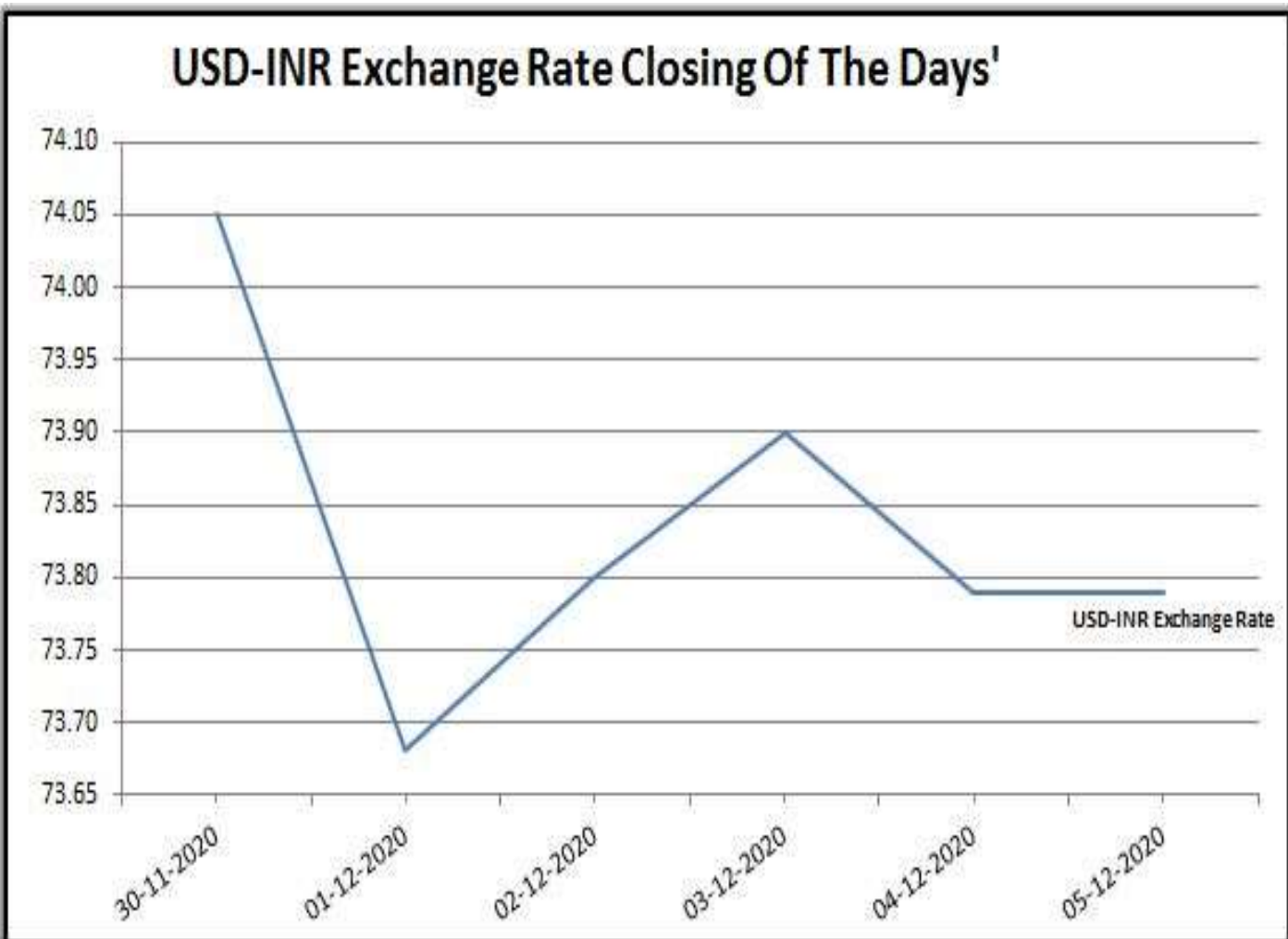
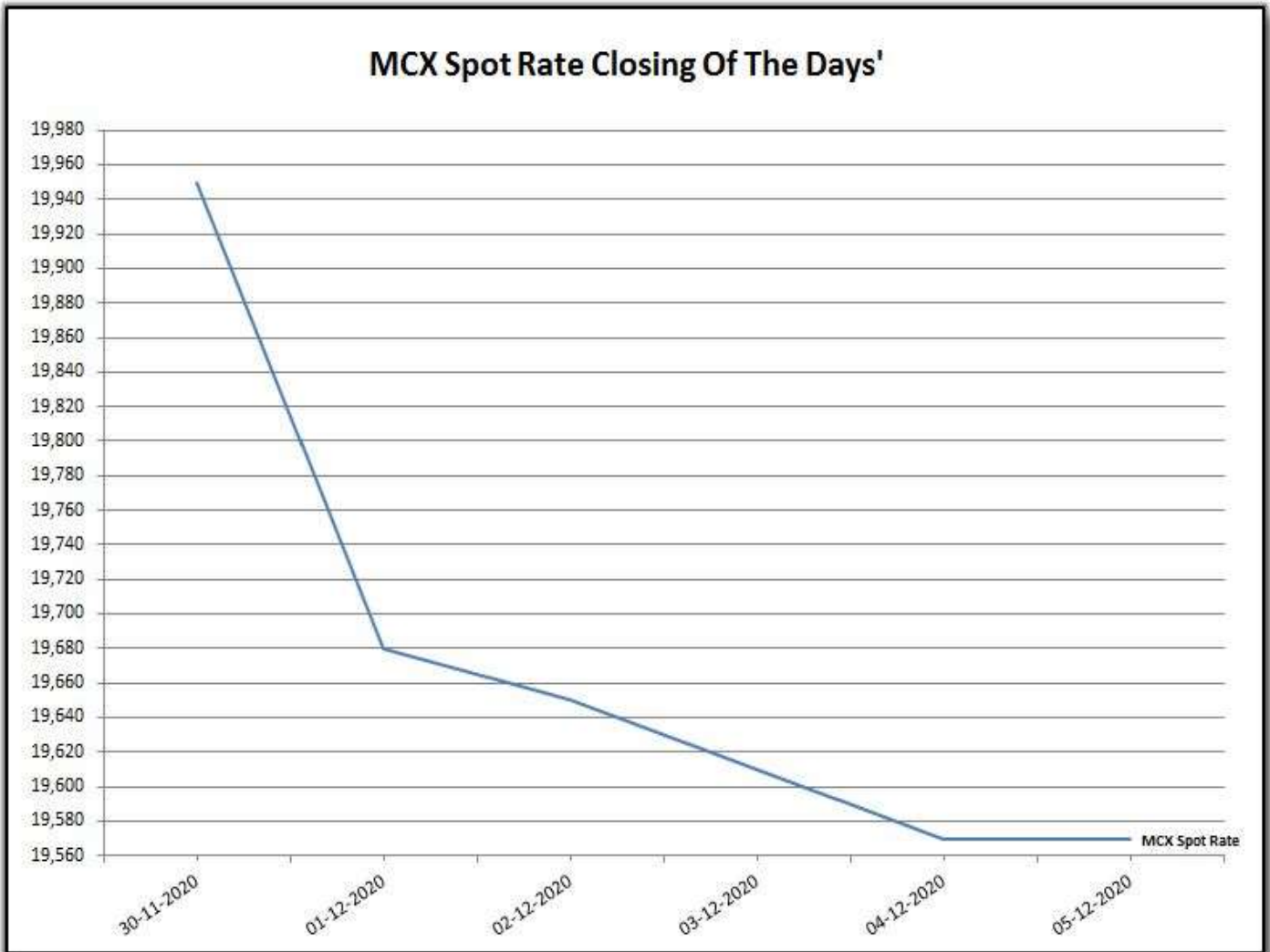
WEEKLY REPORT 05-Dec-2020





GUJCOT TRADE ASSOCIATION

WEEKLY REPORT 05-Dec-2020

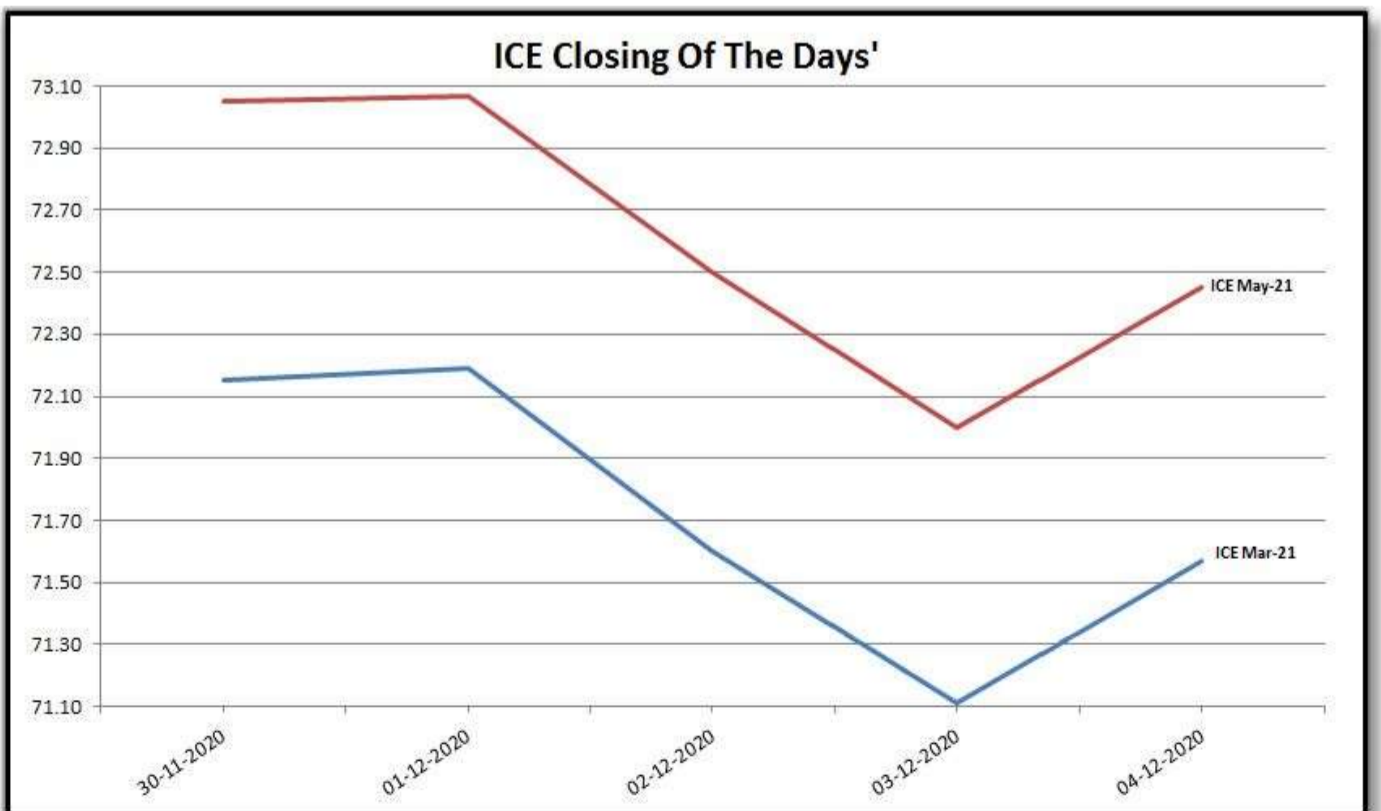
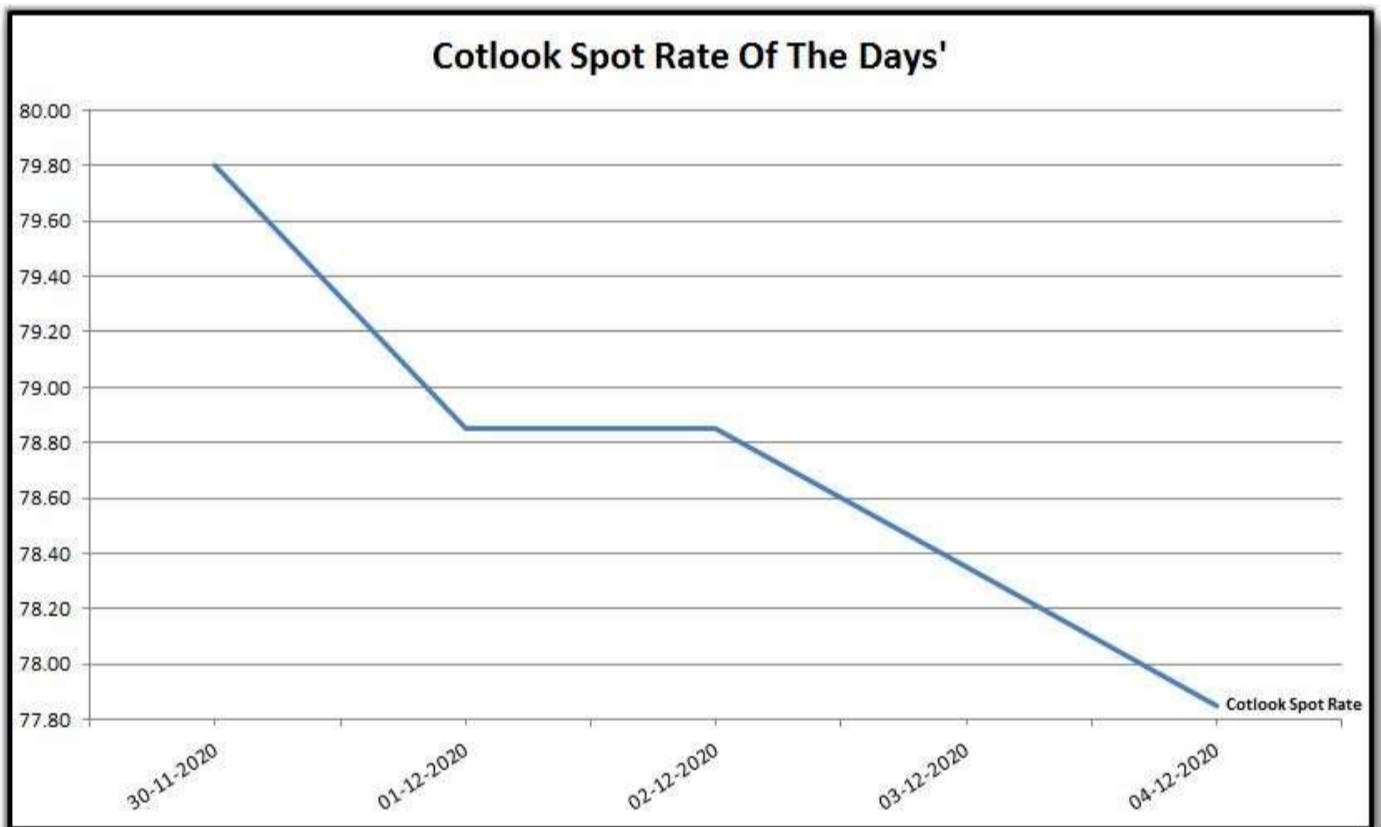




GUJCOT TRADE ASSOCIATION

WEEKLY REPORT 05-Dec-2020

Foreign Indices			
Date	Cotlook	ICE	
	Spot Rate	Mar-21	May-21
30-11-2020	79.80	72.15	73.05
01-12-2020	78.85	72.19	73.07
02-12-2020	78.85	71.60	72.50
03-12-2020	78.35	71.11	72.00
04-12-2020	77.85	71.57	72.45

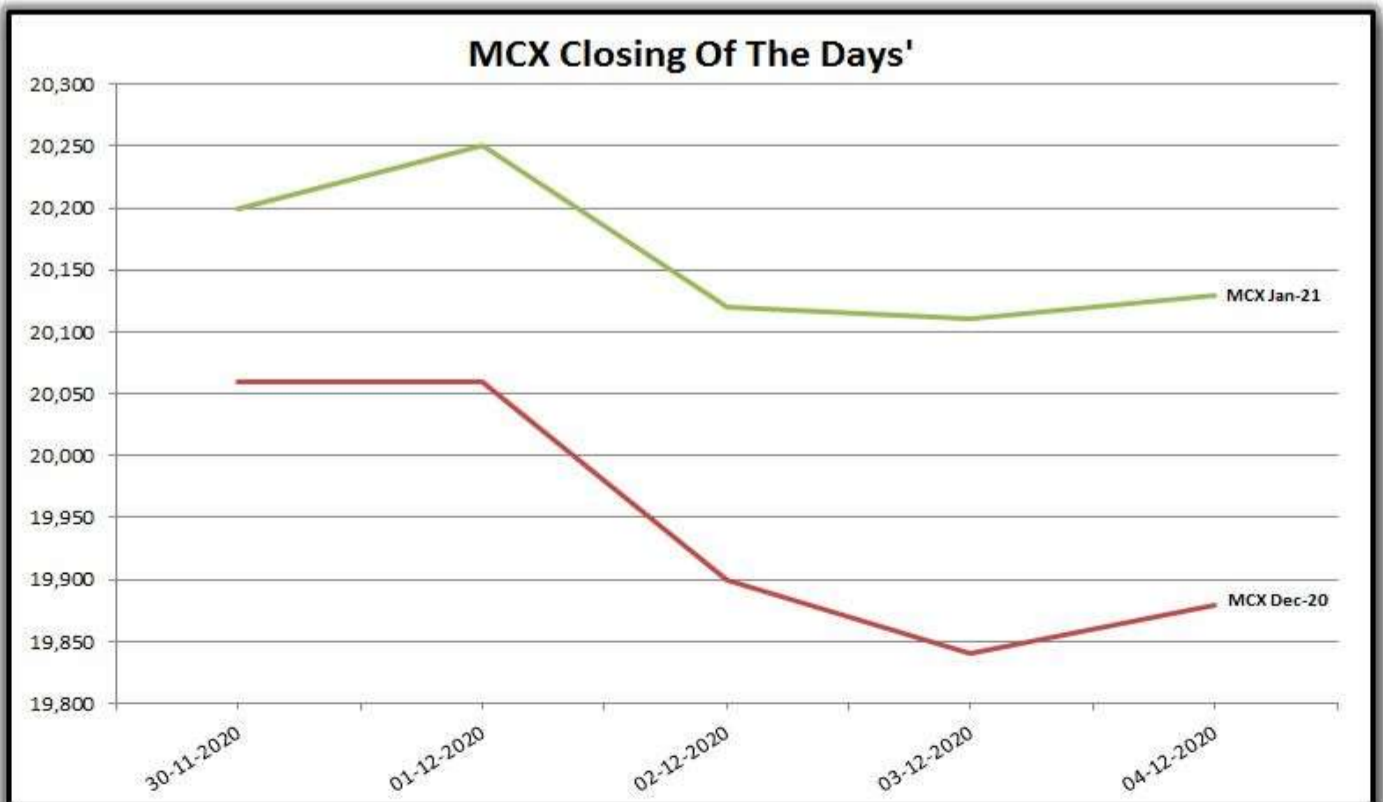
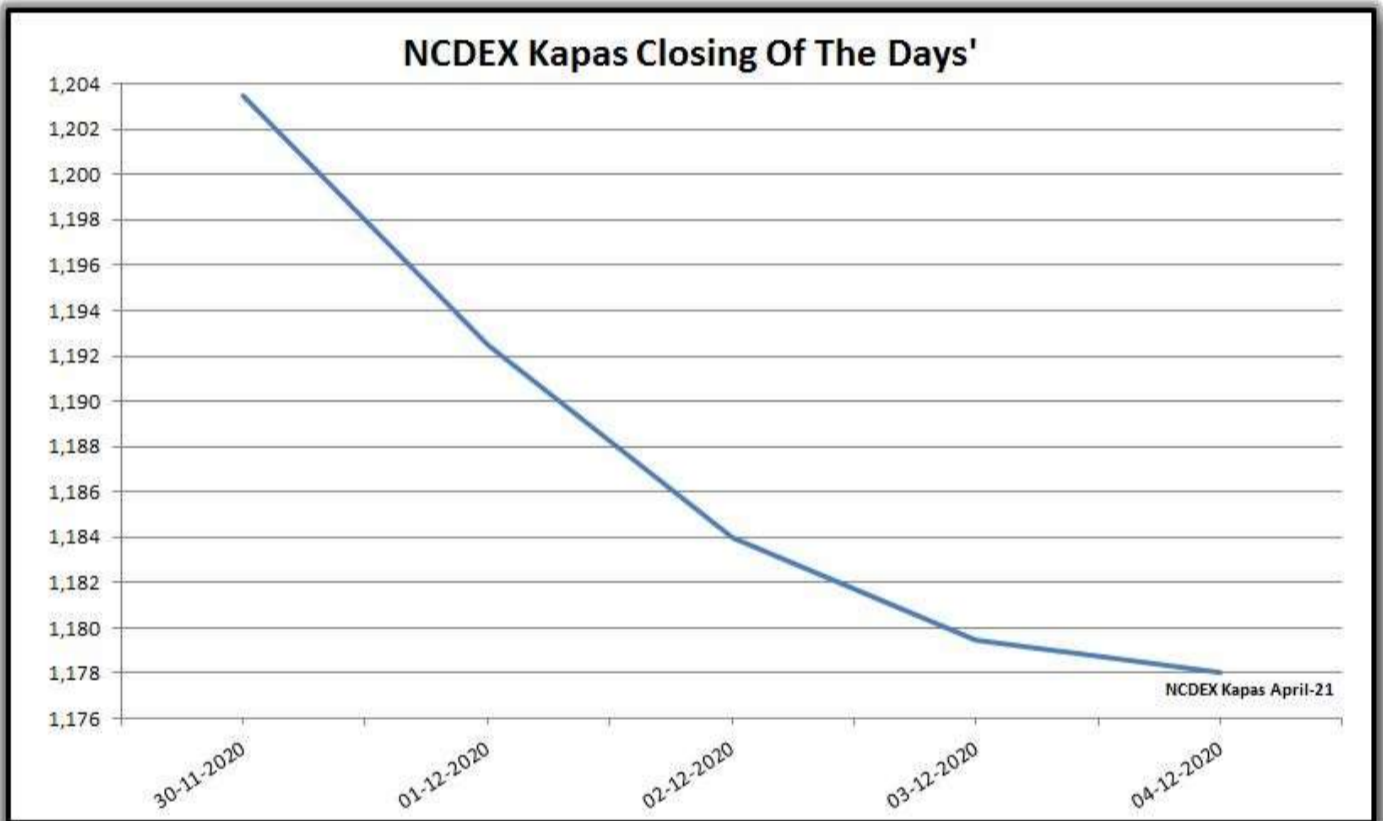




GUJCOT TRADE ASSOCIATION

WEEKLY REPORT 05-Dec-2020

Indian Indices			
Date	NCDEX Kapas	MCX	
	30-Apr-2021	Dec-20	Jan-21
30-11-2020	1,203.50	20,060	20,200
01-12-2020	1,192.50	20,060	20,250
02-12-2020	1,184.00	19,900	20,120
03-12-2020	1,179.50	19,840	20,110
04-12-2020	1,178.00	19,880	20,130



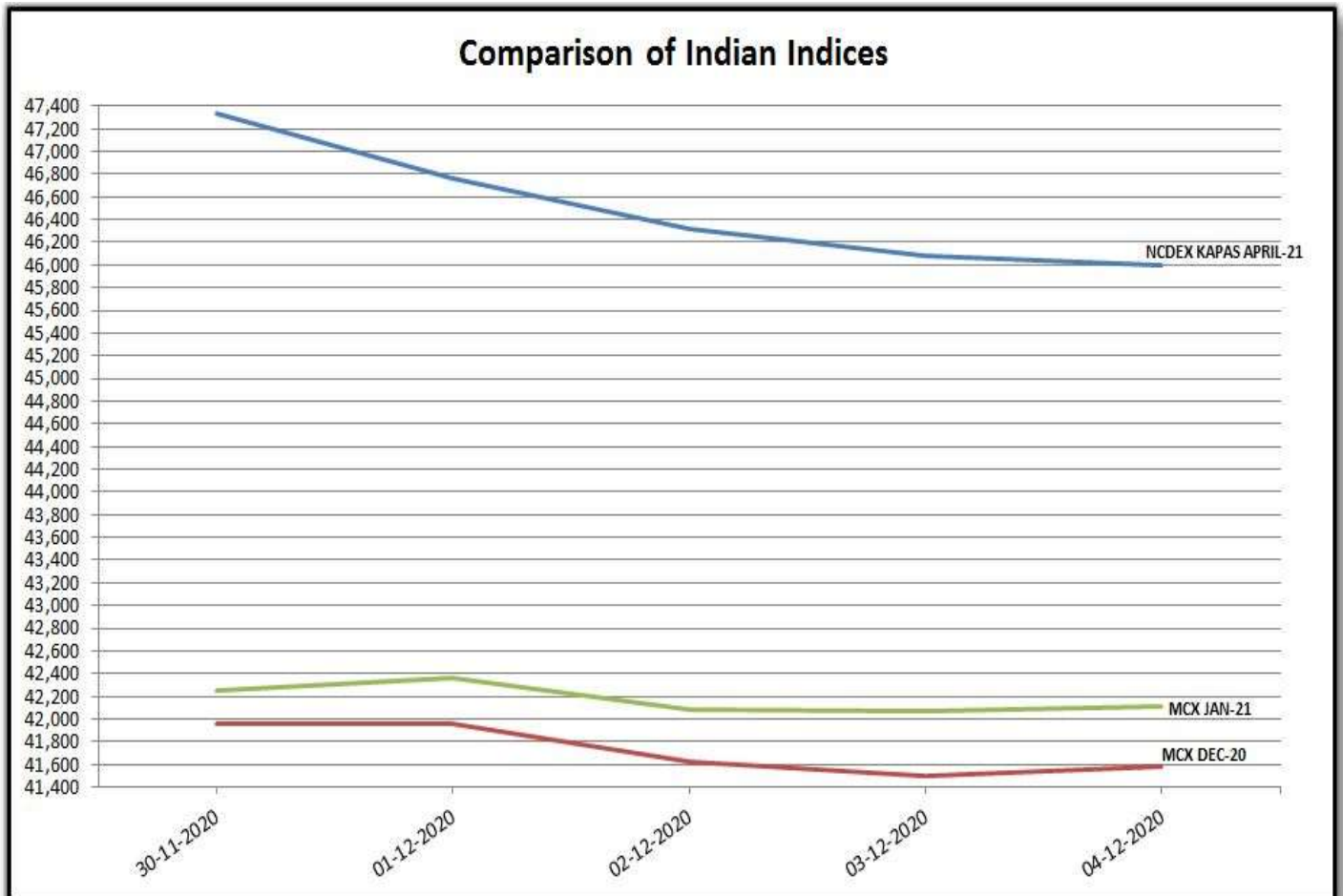


GUJCOT TRADE ASSOCIATION

WEEKLY REPORT 05-Dec-2020

Indian Indices in Candy Rate			
Date	NCDEX Kapas	MCX	
	April	Dec-20	Jan-21
30-11-2020	47,333	41,960	42,252
01-12-2020	46,757	41,960	42,357
02-12-2020	46,313	41,625	42,085
03-12-2020	46,078	41,499	42,064
04-12-2020	45,999	41,583	42,106

Remark :- For NCDEX Kapas we have taken seed rate 525/20 Kg to convert in Candy.

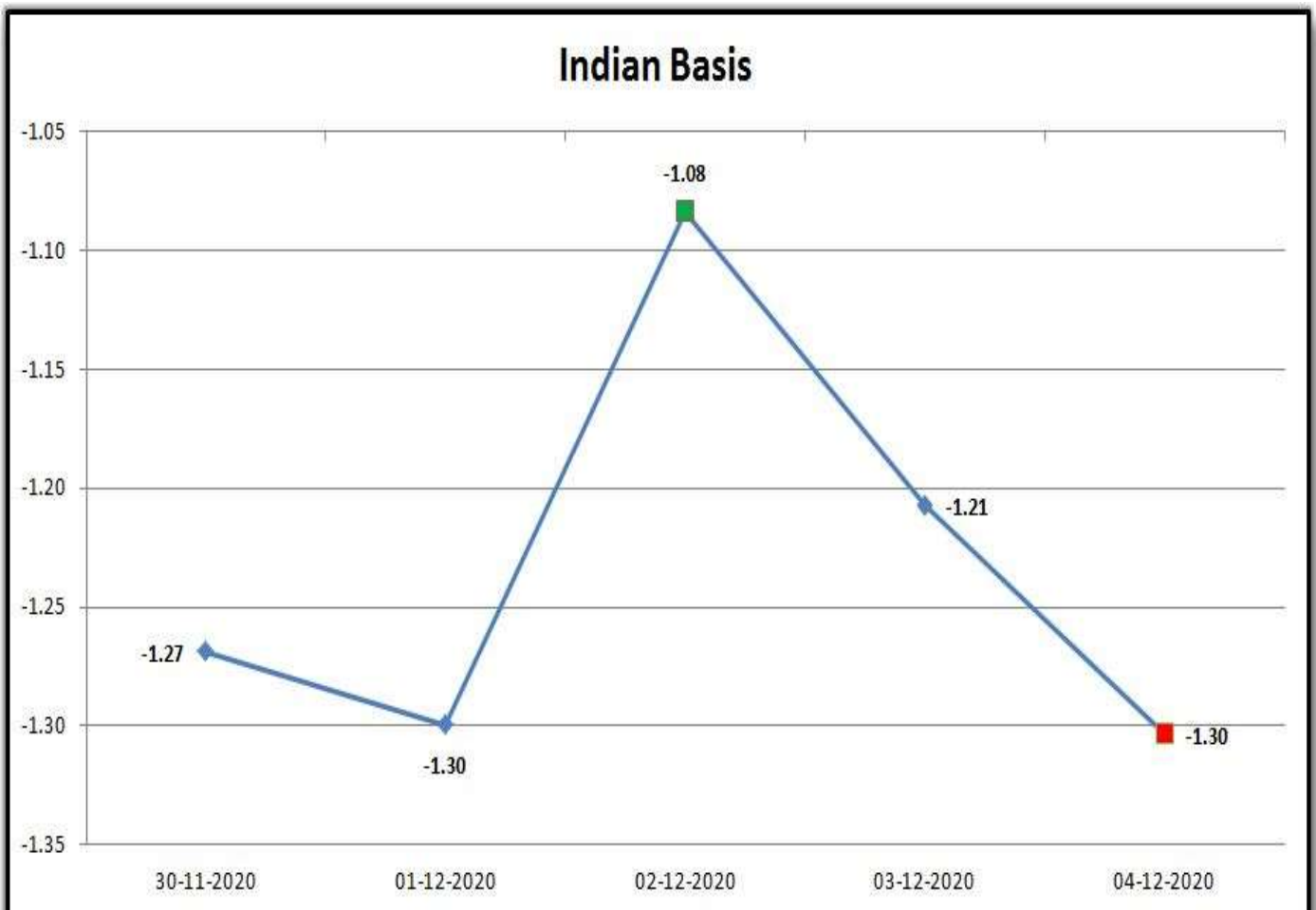




GUJCOT TRADE ASSOCIATION

WEEKLY REPORT 05-Dec-2020

Indian Basis					
DATE	29 MM	USD-INR	CENTS/LB	ICE MAR	BASIS
30-11-2020	41,150	74.05	70.88	72.15	-1.27
01-12-2020	40,950	73.68	70.89	72.19	-1.30
02-12-2020	40,800	73.80	70.52	71.60	-1.08
03-12-2020	40,500	73.90	69.90	71.11	-1.21
04-12-2020	40,650	73.79	70.27	71.57	-1.30





GUJCOT TRADE ASSOCIATION

WEEKLY REPORT

05-Dec-2020

IN THE WEEK AHEAD

- Friday at 2:30 p.m. Central – Commitments of Traders
- Thursday at 7:30 a.m. Central – Export Sales Report
- Thursday at 11:00 a.m. Central – WASDE and Crop Production
- Thursday at 2:30 p.m. Central – Cotton-On-Call

One stop solution for all cotton related reports and information.

Visit <https://www.gujcot.com>. It's updated every day in real time.

You can view

- Gujarat Daily Spot Rate at 5:30 pm and Historical Data
- Gujarat Latest Pressing Report and Historical Data
- Daily Weather Report
- Cotton Advisory Board Balance sheet and Area, Production, Yield reports from cotton season 1991-1992 to 2017-2018 estimate available from Menu->Reports
- All Historical Gujcot Weekly Reports Menu->Reports
- All India Cotton Sowing data
- Gujarat Cotton Sowing District wise Report
- US Export Sales Report
- US Crop Progress Report
- China Cotton Auction Update
- International Cotton Indices and Spot Rates.
- USDA WASDE Report
- ICE Cotton On Call Report
- And All other National & International reports and upcoming events

Report Sponsors:

Click on Sponsor's Logo to visit Sponsor's Website



Report prepared by

Kalpesh Patel

Manager

Gujcot Trade Association