



GUJCOT TRADE ASSOCIATION

WEEKLY REPORT 06-Mar-2021

Market Movement from 01st Mar 2021 to 06th Mar 2021

- Another bear dominated week on NY future market. After last week's liquidation, market recovered a bit on Monday but recovery did not sustain and the week ended in red.
- NY May lost 107 points and NY July lost 104 points during this week.
- U.S. Export Sales was lower with some cancellation but shipment was good. Cumulative export sales stand at 1,42,86,255 RB out of that 85,63,978 RB already shipped.
- Next WASDE report on next Tuesday will guide the market.
- Indian physical market did not follow NY Future market. Despite huge decline in NY future Indian physical market slightly lowered.
- CCI cotton sale was poor but Indian ginners and farmer were firm to sale.
- All Indian arrivals remained nearly One lakh bales a day.
- Gujarat arrivals remained between 30,000 to 35,000 bales a day.
- Indian rupee remained stable between 72.71 to 73.54 against USD.



GUJCOT TRADE ASSOCIATION

WEEKLY REPORT

06-Mar-2021

Global

US Weekly Export Sales

- Net UPLAND sales of 1,69,000 RB for 2020-2021 were down 32 percent from the previous week and 27 percent from the prior 4-week average. Increases primarily for Vietnam (65,300 RB, including 2,000 RB switched from China, 1,700 RB switched from South Korea, and decreases of 1,700 RB), Pakistan (33,600 RB), China (24,100 RB, including decreases of 100 RB), Indonesia (23,200 RB, including 1,400 RB switched from Japan and decreases 2,800 RB), and Bangladesh (15,900 RB, including decreases of 100 RB), were offset by reductions primarily for Turkey (23,900 RB).
- For 2021-2022, net UPLAND sales of 40,600 RB were primarily for Vietnam (15,500 RB), China (13,200 RB), Guatemala (6,500 RB), Pakistan (2,600 RB), and Peru (1,500 RB).
- UPLAND Exports of 3,77,400 RB were up 29 percent from the previous week and 11 percent from the prior 4-week average. Exports were primarily to Vietnam (98,800 RB), China (94,700 RB), Pakistan (49,700 RB), Turkey (27,600 RB), and Indonesia (22,700 RB).
- Net sales of PIMA totaling 7,800 RB were down 34 percent from the previous week and 43 percent from the prior 4-week average. Increases were primarily for China (3,900 RB), Turkey (1,900 RB), India (1,600 RB, including decreases of 100 RB), and Italy (300 RB).
- PIMA Exports of 9,100 RB were down 26 percent from the previous week and 29 percent from the prior 4-week average. The destinations were primarily to China (2,600 RB), Vietnam (2,200 RB), Pakistan (1,100 RB), Peru (1,100 RB), and India (900 RB).

US Export Sales		25-Feb-2021
Marketing Year 2020-21		
Upland Gross Sales		2,13,400
Cancellation		44,300
Net Upland Sales		1,69,100
PIMA Gross Sales		7,900
Cancellation		100
Net PIMA Sales		7,800
Total Gross Sales		2,21,300
Total Cancellation		44,400
Total Net Sales		1,76,900
Shipments		
UPLAND		3,77,400
PIMA		9,100
Total Shipment		3,86,500
Marketing Year 2021-22		
Net Upland Sales		40,600
Net PIMA Sales		0
Total Net Sales		40,600
All Figures in US Running Bale		



GUJCOT TRADE ASSOCIATION

WEEKLY REPORT 06-Mar-2021

Gujarat Spot Rate Weekly Changes

Variety	Staple Length	Mic.	27-02-2021	06-03-2021	Change	Change (in Per.)
					W/W	W/W
Shankar 6	29 mm	3.8	45,550	45,700	150	0.33%
V-797	13 % Trash		33,650	33,500	-150	-0.45%
MCX Spot Rate			21,890	21,990	100	0.45%
USD-INR Exchange			73.46	73.01	-0.45	-0.62%

Average Rate of Last week

Variety	Staple Length	Mic.	Price Range		Average Of 6 Days
			Low	High	
Shankar 6	29	3.8	45,700	46,100	45,892
Shankar 6	28.5	3.7	No Quote	No Quote	No Quote
Shankar 6	28	3.6	No Quote	No Quote	No Quote
Shankar 6	27	3.2	No Quote	No Quote	No Quote
Shankar 6	26	3.0	No Quote	No Quote	No Quote
V-797	13% Trash		33,500	33,750	33,608
MCX Spot Rate			21,990	22,160	22,063
USD Exchange Rate			72.71	73.54	73.08

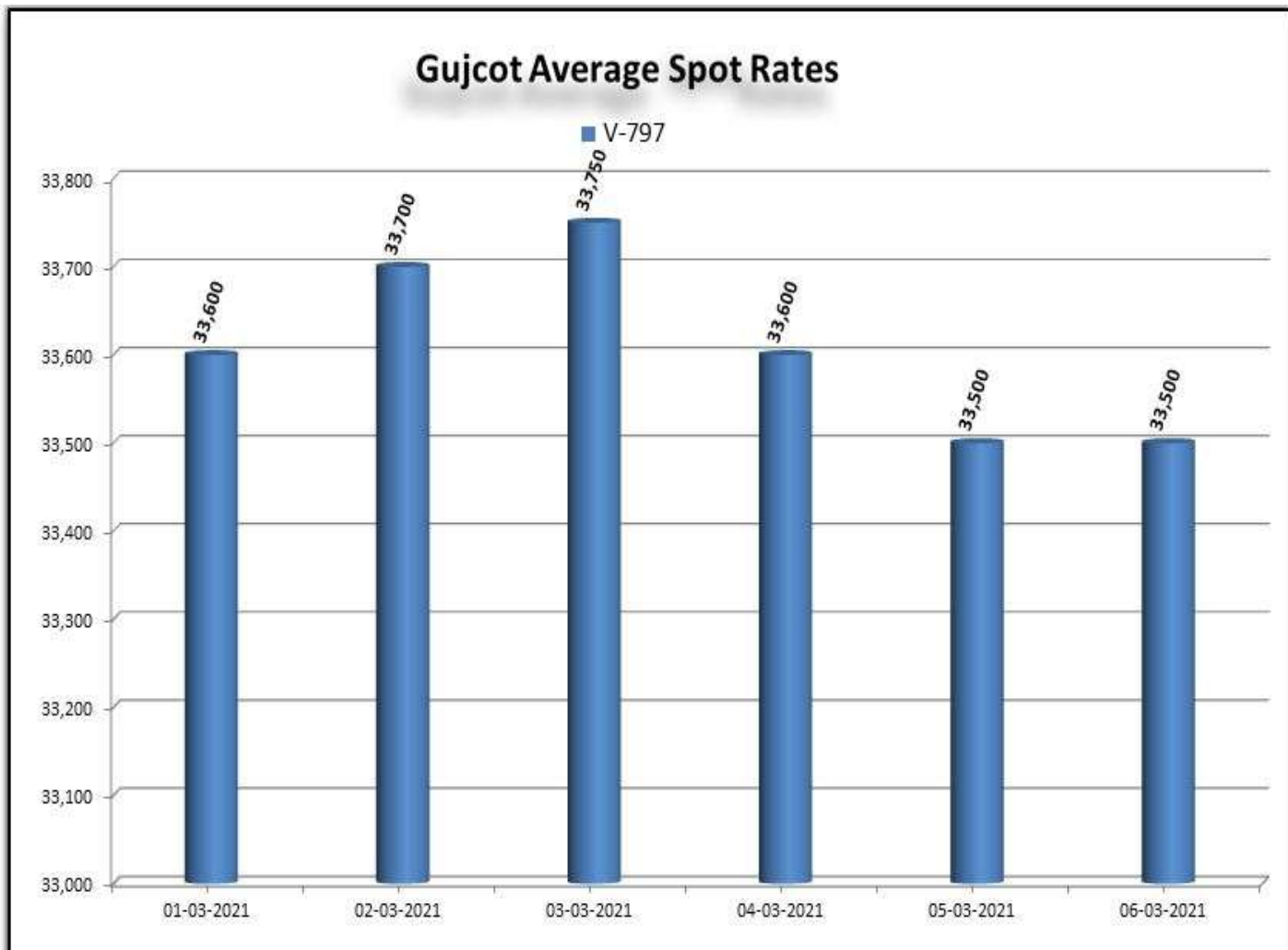
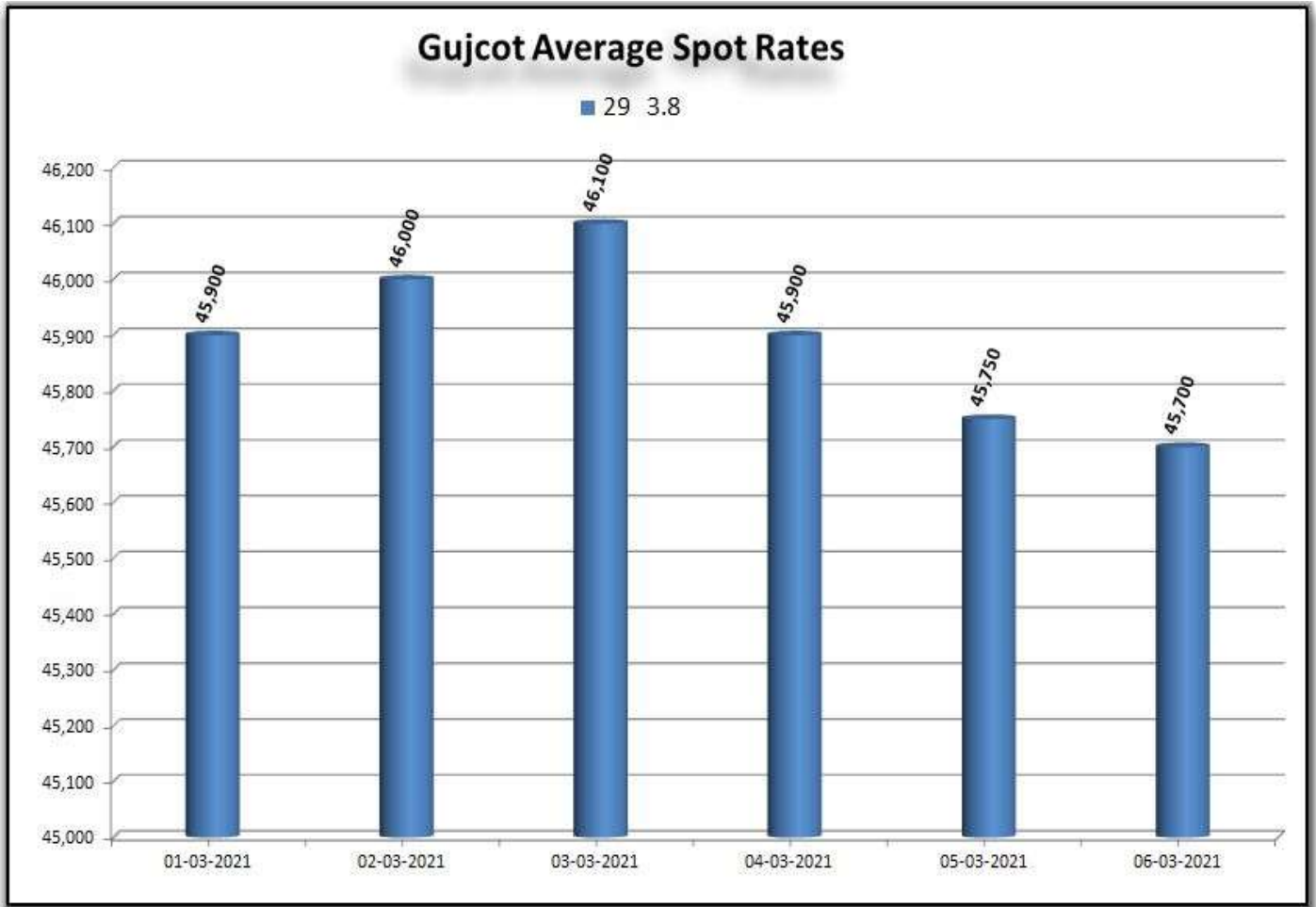
Rate of Last Week

Date	29 3.8	V-797	MCX Spot Rate	USD-INR Exchange
01-03-2021	45,900	33,600	22,070	73.54
02-03-2021	46,000	33,700	22,130	73.36
03-03-2021	46,100	33,750	22,160	72.71
04-03-2021	45,900	33,600	22,040	72.83
05-03-2021	45,750	33,500	21,990	73.01
06-03-2021	45,700	33,500	21,990	73.01



GUJCOT TRADE ASSOCIATION

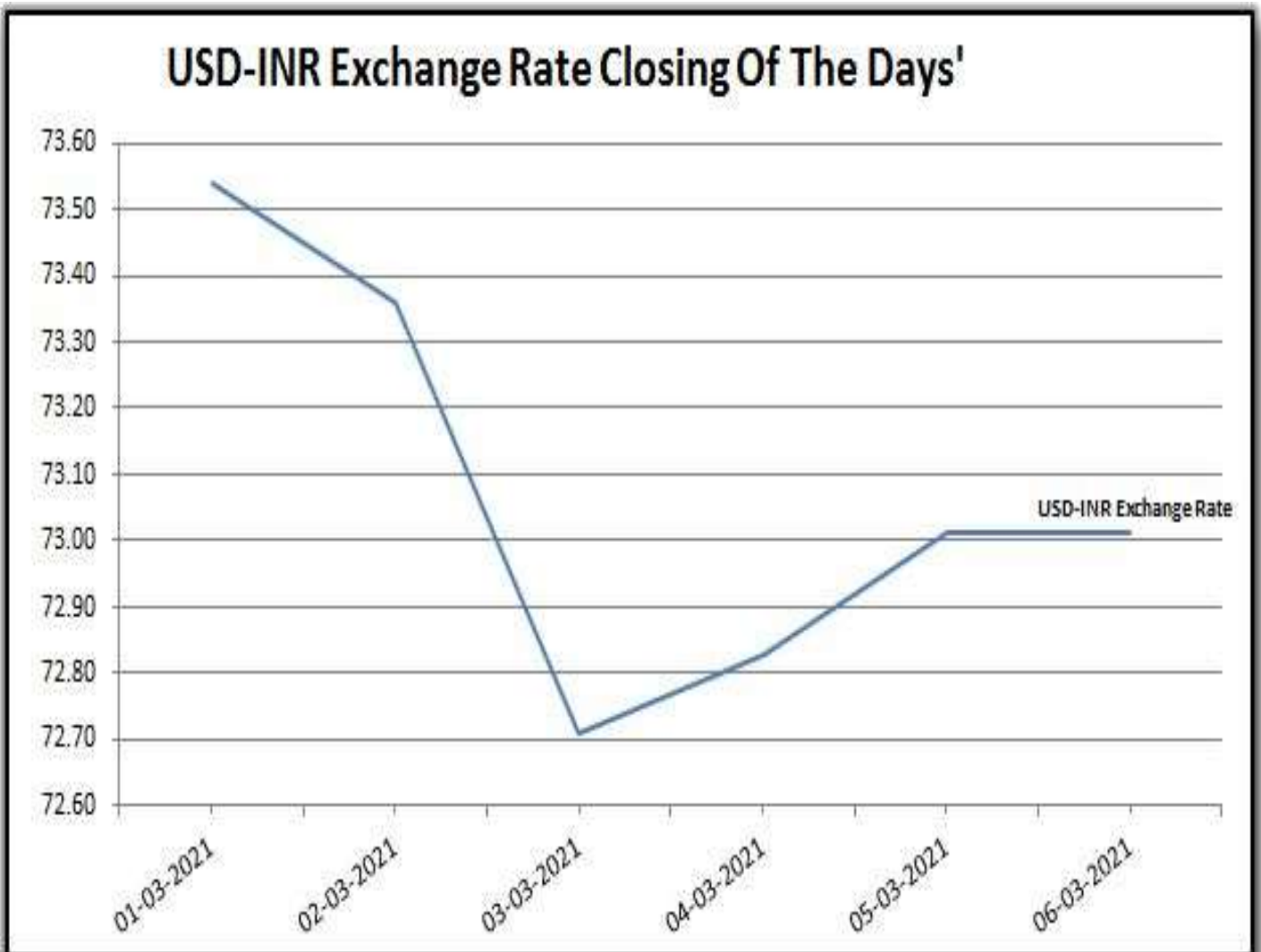
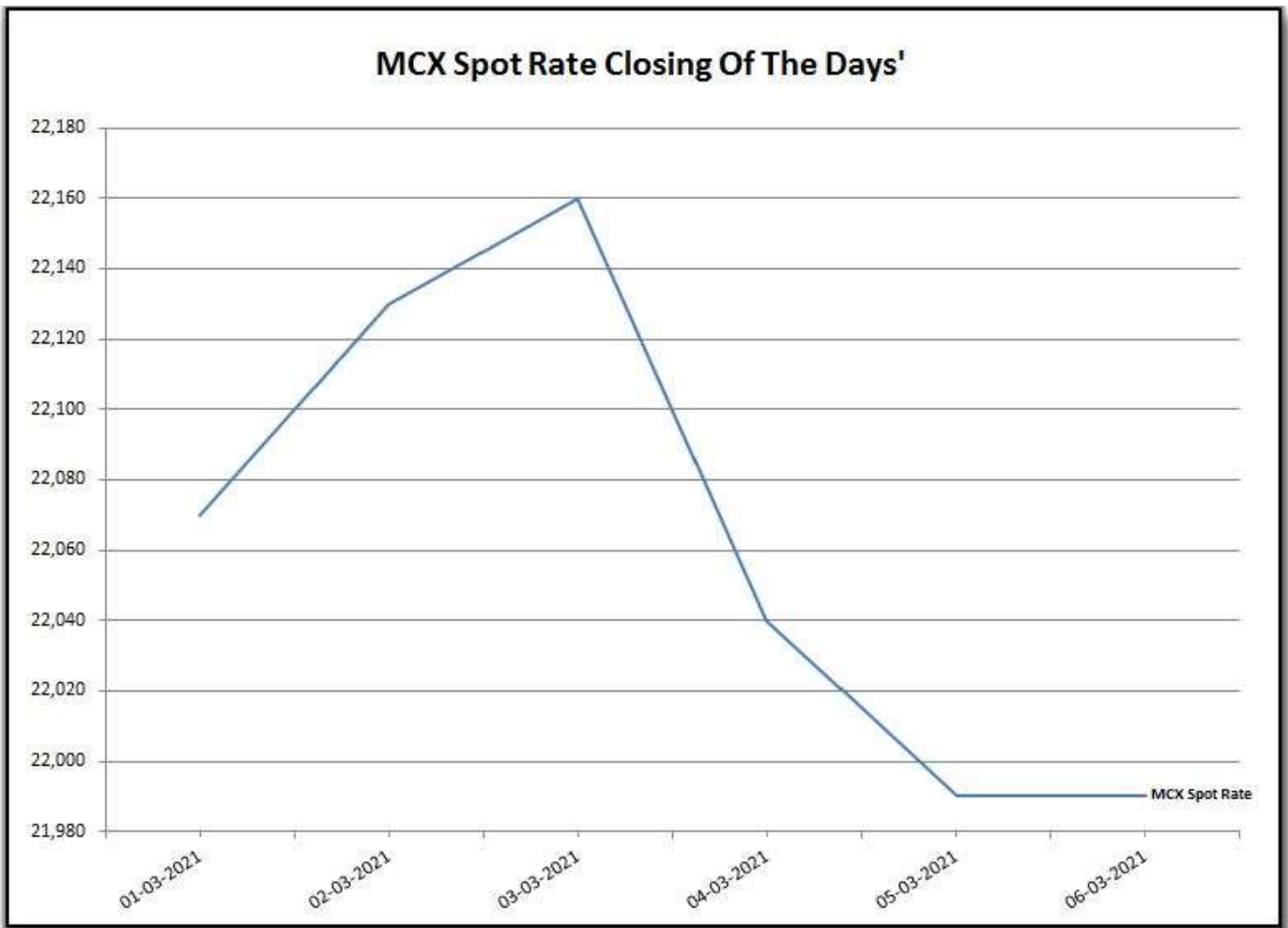
WEEKLY REPORT 06-Mar-2021





GUJCOT TRADE ASSOCIATION

WEEKLY REPORT 06-Mar-2021

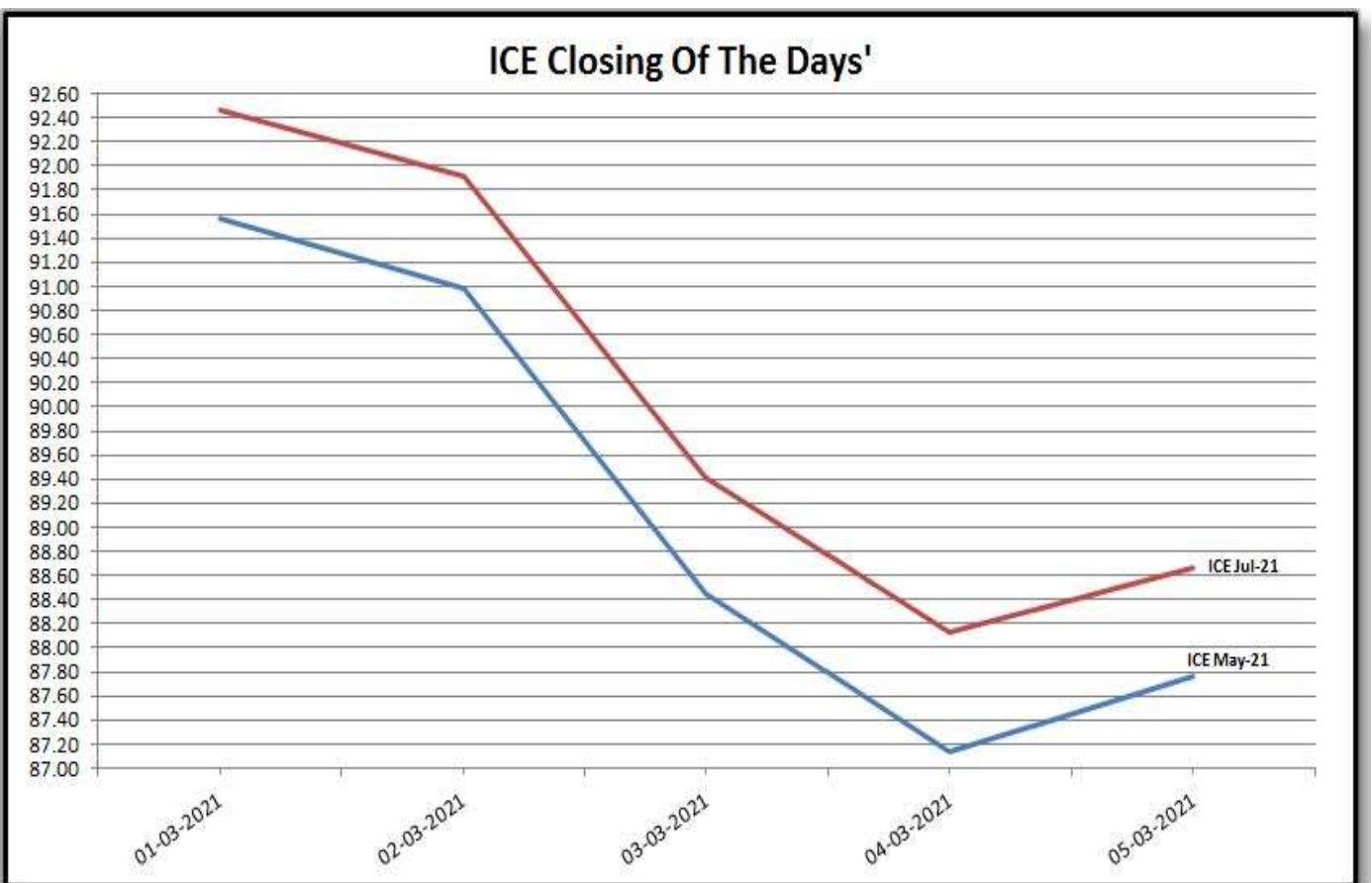
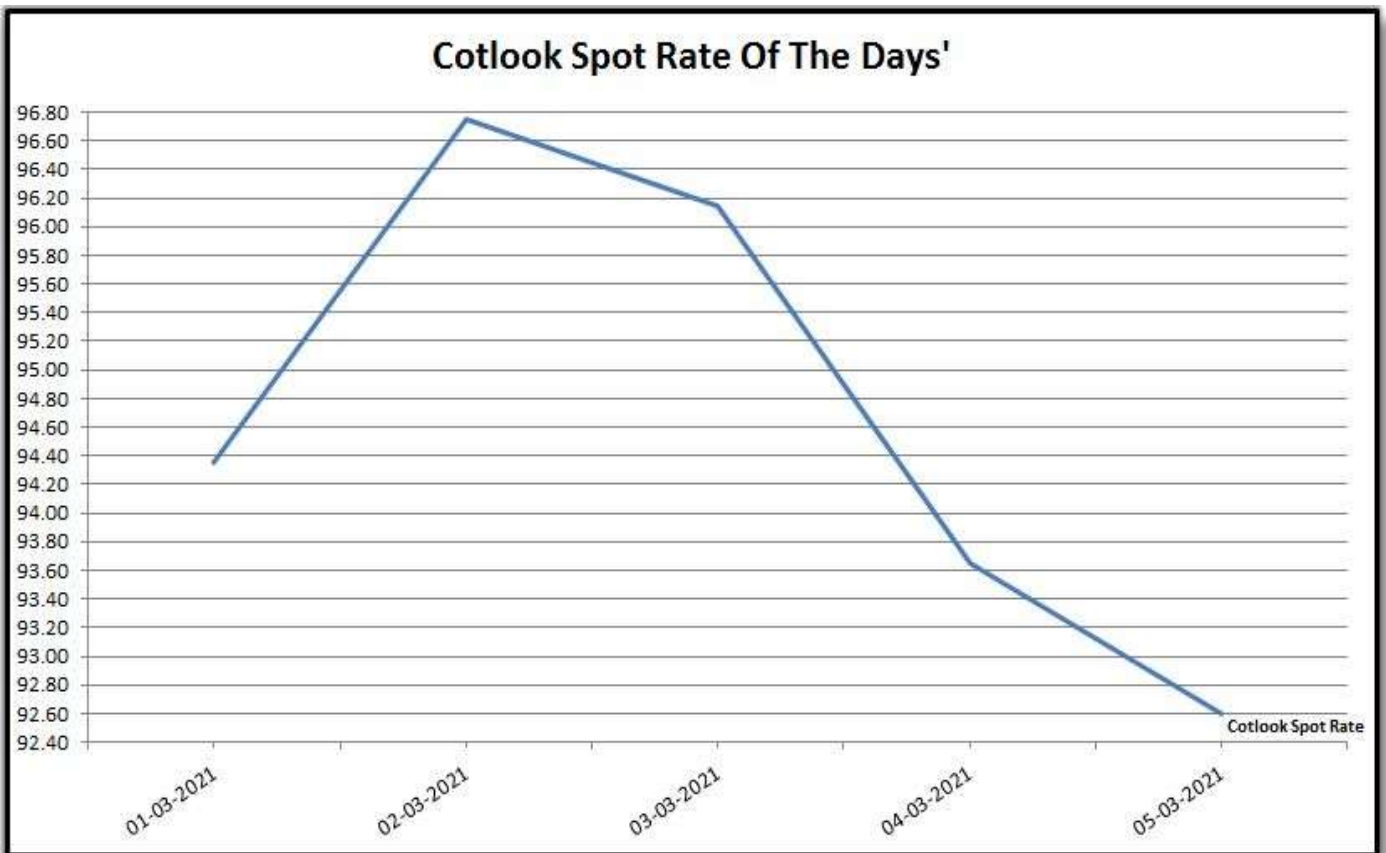




GUJCOT TRADE ASSOCIATION

WEEKLY REPORT 06-Mar-2021

Foreign Indices			
Date	Cotlook	ICE	
	Spot Rate	May-21	Jul-21
01-03-2021	94.35	91.57	92.46
02-03-2021	96.75	90.99	91.92
03-03-2021	96.15	88.45	89.41
04-03-2021	93.65	87.14	88.13
05-03-2021	92.60	87.76	88.67



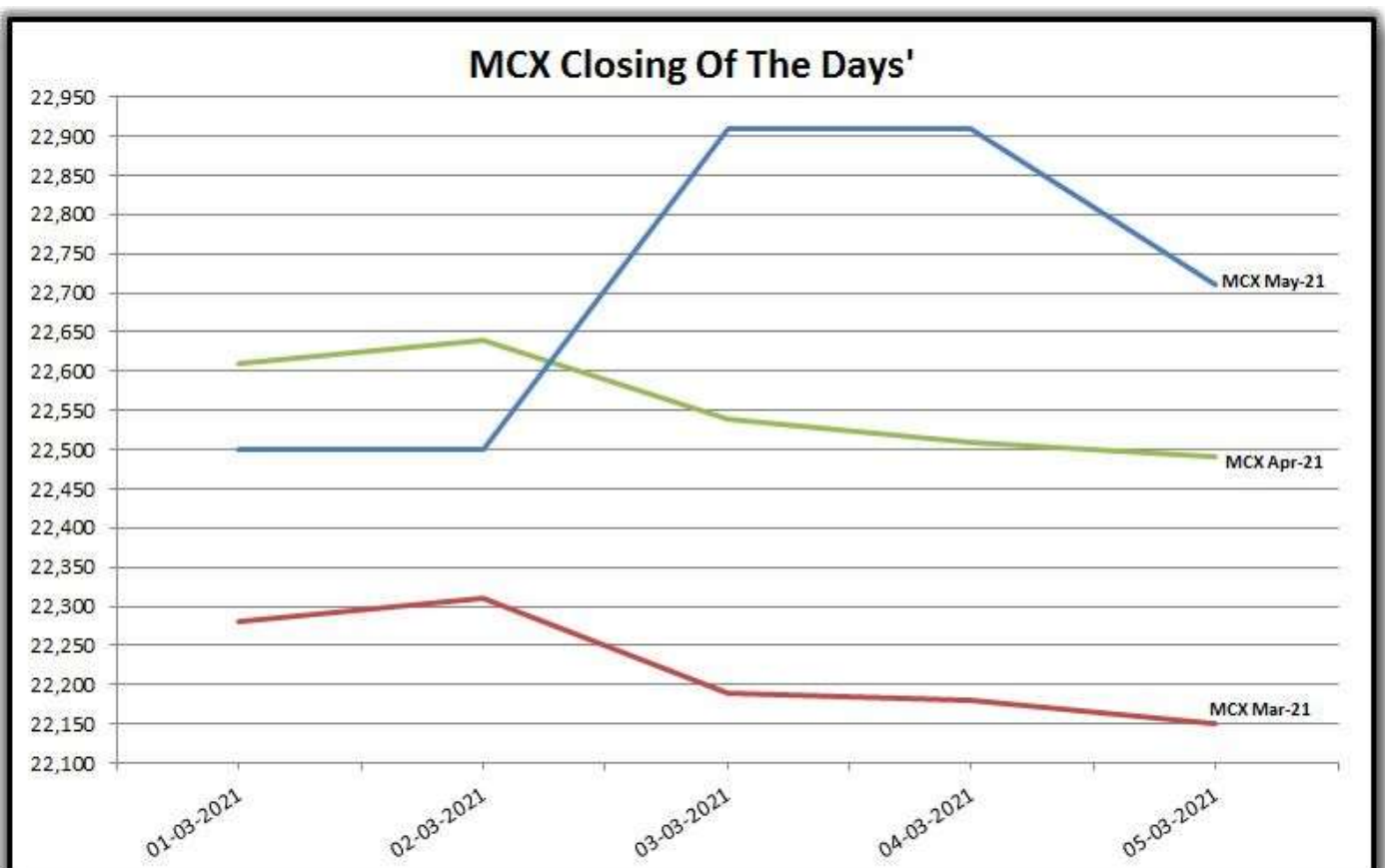
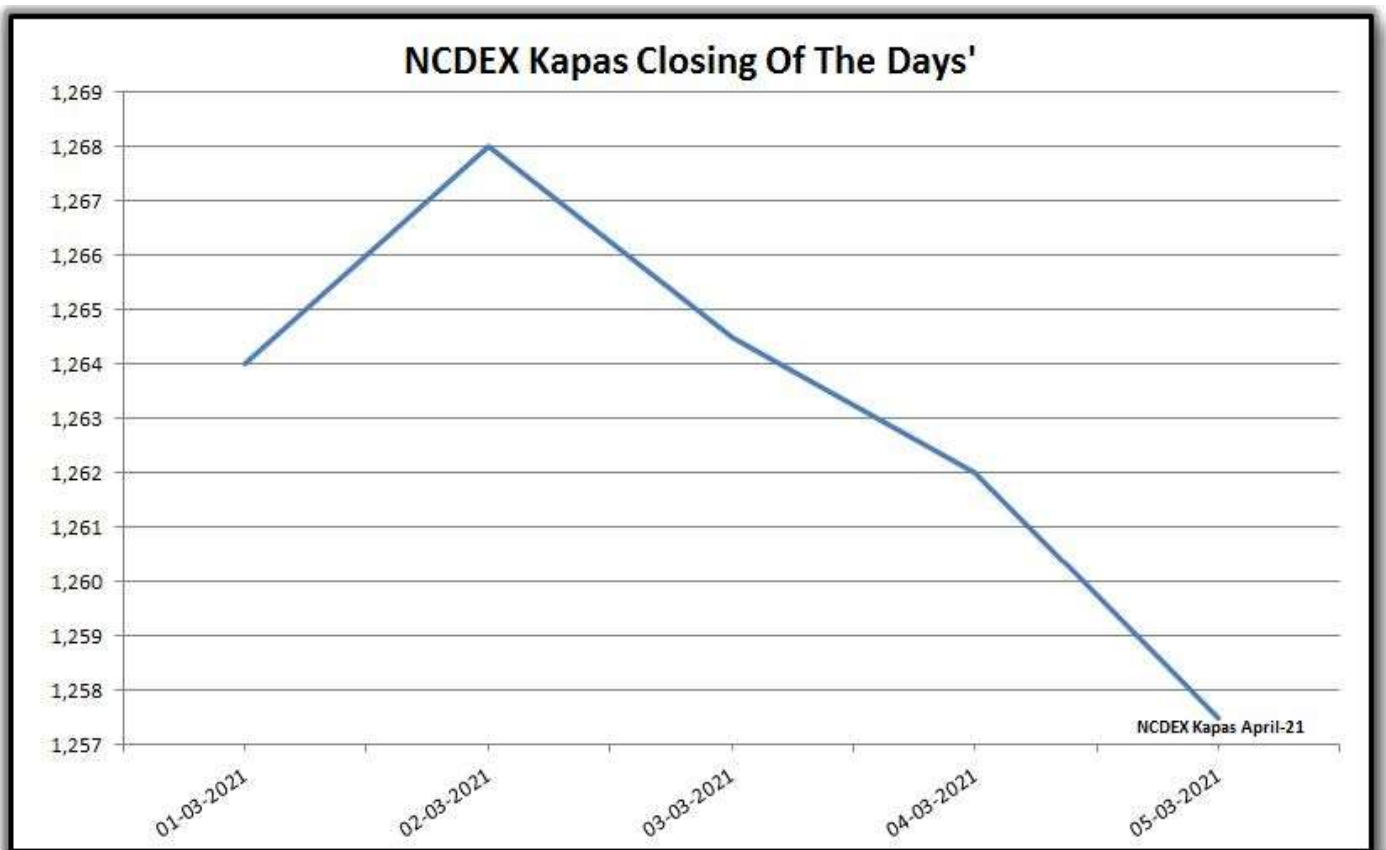


GUJCOT TRADE ASSOCIATION

WEEKLY REPORT 06-Mar-2021

Indian Indices

Date	NCDEX Kapas	MCX		
	30-Apr-2021	Mar-21	Apr-21	May-21
01-03-2021	1,264.00	22,280	22,610	22,500
02-03-2021	1,268.00	22,310	22,640	22,500
03-03-2021	1,264.50	22,190	22,540	22,910
04-03-2021	1,262.00	22,180	22,510	22,910
05-03-2021	1,257.50	22,150	22,490	22,710





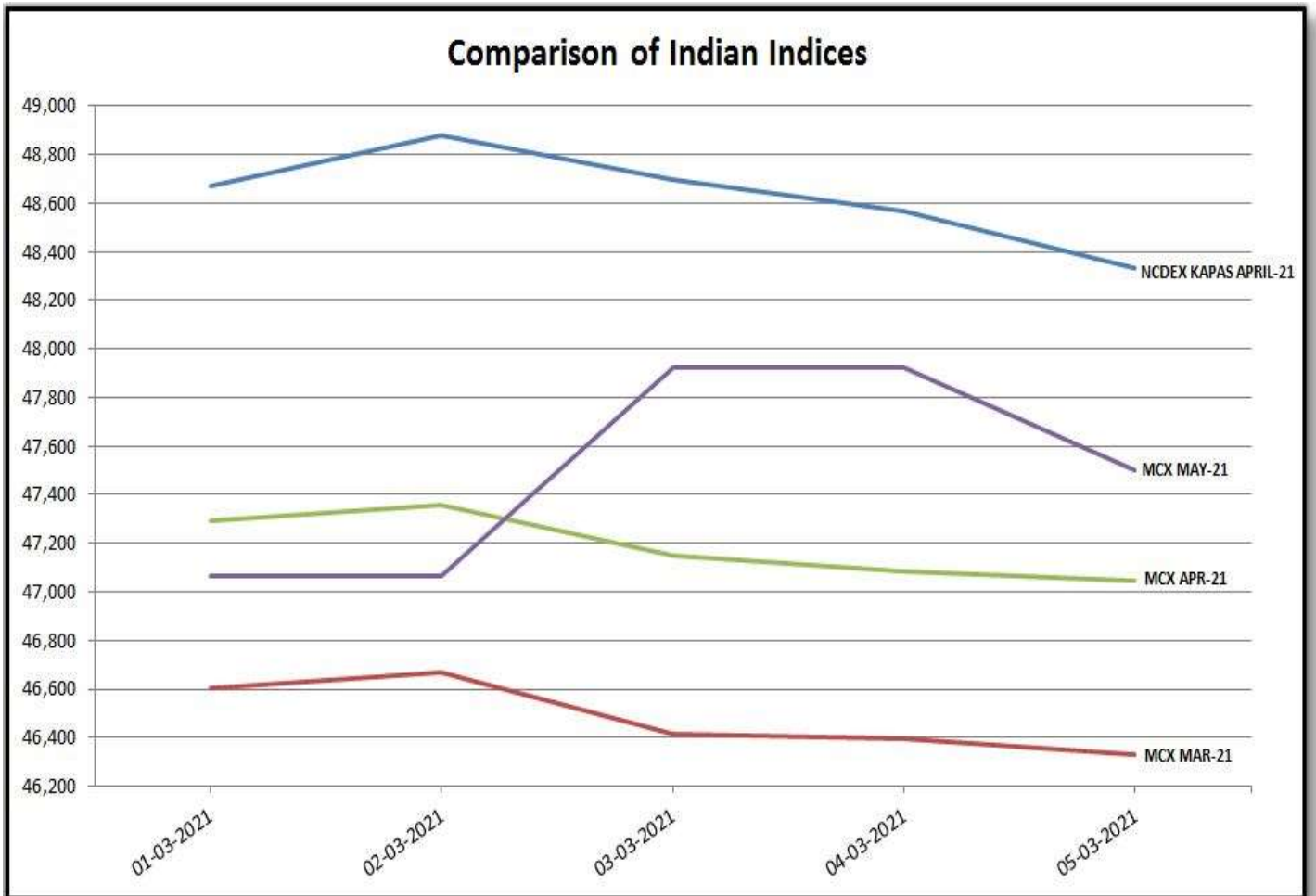
GUJCOT TRADE ASSOCIATION

WEEKLY REPORT 06-Mar-2021

Indian Indices in Candy Rate

Date	NCDEX Kapas	MCX		
	April	Mar-21	Apr-21	May-21
01-03-2021	48,670	46,603	47,293	47,063
02-03-2021	48,879	46,666	47,356	47,063
03-03-2021	48,696	46,415	47,147	47,921
04-03-2021	48,566	46,394	47,084	47,921
05-03-2021	48,330	46,331	47,042	47,503

Remark :- For NCDEX Kapas we have taken seed rate 580/20 Kg to convert in Candy.

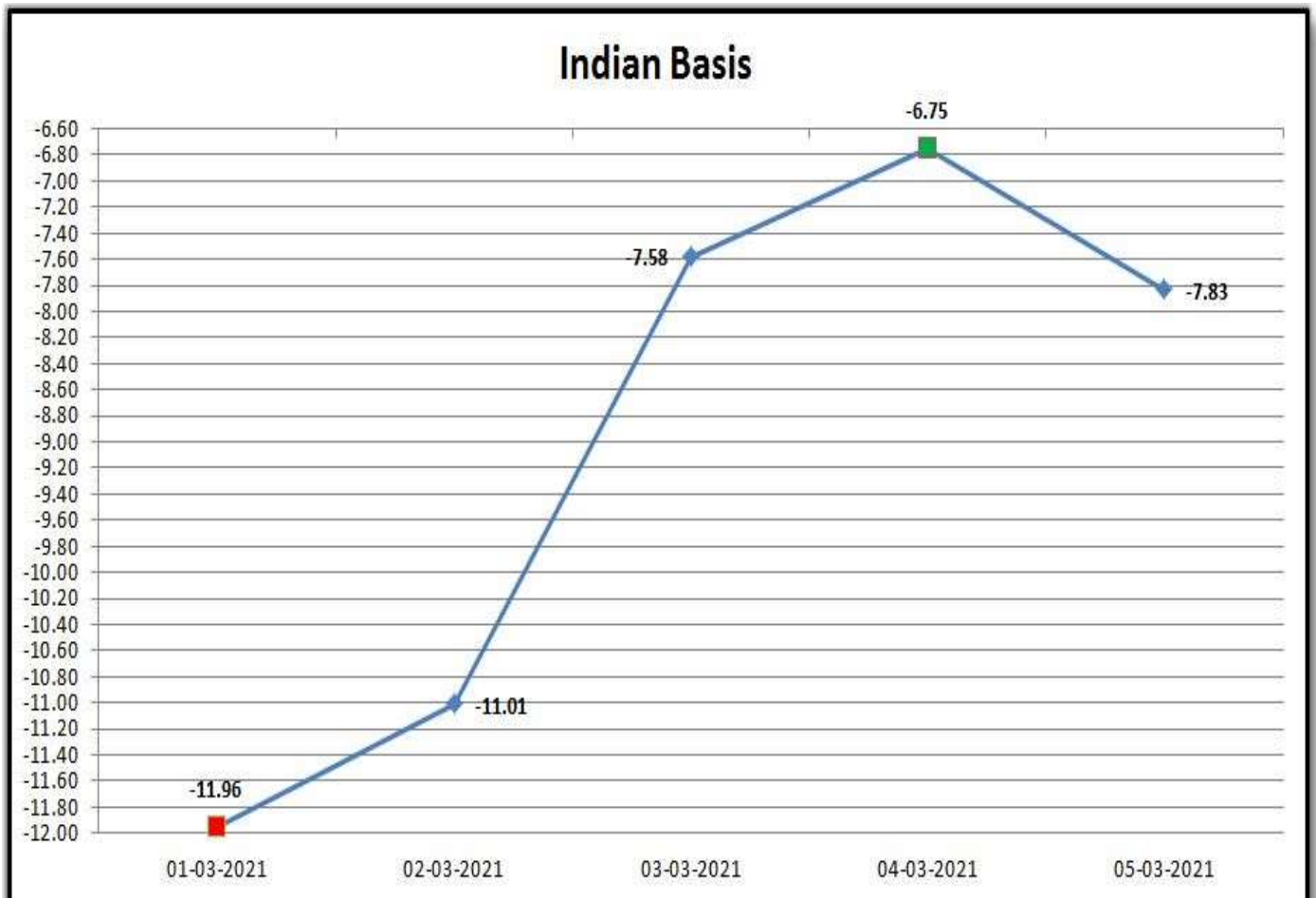




GUJCOT TRADE ASSOCIATION

WEEKLY REPORT 06-Mar-2021

Indian Basis					
DATE	29 MM	USD-INR	CENTS/LB	ICE MAY	BASIS
01-03-2021	45,900	73.54	79.61	91.57	-11.96
02-03-2021	46,000	73.36	79.98	90.99	-11.01
03-03-2021	46,100	72.71	80.87	88.45	-7.58
04-03-2021	45,900	72.83	80.39	87.14	-6.75
05-03-2021	45,750	73.01	79.93	87.76	-7.83





GUJCOT TRADE ASSOCIATION

WEEKLY REPORT

06-Mar-2021

IN THE WEEK AHEAD

- Friday at 2:30 p.m. Central – Commitments of Traders
- Tuesday at 11 a.m. Central – World Agricultural Supply and Demand Estimates
- Thursday at 7:30 a.m. Central – Export Sales Report
- Thursday at 2:30 p.m. Central – Cotton-On-Call

One stop solution for all cotton related reports and information.

Visit <https://www.gujcot.com>. It's updated every day in real time.

You can view

- Gujarat Daily Spot Rate at 5:30 pm and Historical Data
- Gujarat Latest Pressing Report and Historical Data
- Daily Weather Report
- Cotton Advisory Board Balance sheet and Area, Production, Yield reports from cotton season 1991-1992 to 2017-2018 estimate available from Menu->Reports
- All Historical Gujcot Weekly Reports Menu->Reports
- All India Cotton Sowing data
- Gujarat Cotton Sowing District wise Report
- US Export Sales Report
- US Crop Progress Report
- China Cotton Auction Update
- International Cotton Indices and Spot Rates.
- USDA WASDE Report
- ICE Cotton On Call Report
- And All other National & International reports and upcoming events

Report Sponsors:

Click on Sponsor's Logo to visit Sponsor's Website



Jaydeep Cotton Fibres Pvt. Ltd.

Creating quality is our business...



Axita Cotton Limited

Report prepared by

Kalpesh Patel

Manager

Gujcot Trade Association