



# GUJCOT TRADE ASSOCIATION

WEEKLY REPORT 12-SEP-2020

## Market Movement from 07th Sep 2020 to 12th Sep 2020

- NY Dec future remained volatility with upper side at 65+ cents and lower side at 63.50 cents, finally week ended almost unchanged.
- WASDE was as expected. Lower US crop, consumption and export with no effect on ending stock which still is huge at 7.2 million bales.
- World's ending stock reduced by one million bales. Market players not impressed on either side and consider WASDE as neutral.
- US Export Sales was as usual. Again, China remained major buyer.
- Indian physical market was stable with very little change in prices. With arrival of new crop in north, all eyes focused on North region. CCI was not able to sale big quantity with new policy.
- Gujcot spot rate between 35,600 to 35,750 during this week.
- All India daily arrivals was between 15,000 to 17,000 bales.
- Daily arrivals in Gujarat was nearly 6,000 to 8,000 bales.
- All India cotton sowing till 10th of September was 129.299 lakh hectares against 126.609 lakh hectares last year at the same time.
- Gujarat Cotton Sowing area reached 22,78,500 Hectares as on 07th September against last year's 26,65,700 hectares at the same time.
- Indian rupee remained stable between 73.34 to 73.59 against USD compared to last week.



# GUJCOT TRADE ASSOCIATION

WEEKLY REPORT 12-SEP-2020

## Gujarat District wise Cotton Sowing

Gujarat Districtwise Cotton Sowing Till 07-September-2020			
<b>Kutch</b>	<b>629</b>	<b>Saurashtra</b>	<b>15,358</b>
Kutch	629	Surendranagar	3,302
		Rajkot	2,001
<b>North Gujarat</b>	<b>2,008</b>	Jamnagar	940
Banarsakantha	416	Porbandar	43
Patan	470	Junagadh	343
Mehsana	356	Amreli	3,313
Sabarkantha	425	Bhavnagar	2,243
Gandhinagar	176	Morbi	1,580
Aravali	166	Botad	1,418
		Gir Somnath	125
<b>Middle Gujarat</b>	<b>3,232</b>	Devbhumi Dwarka	48
Ahmedabad	1,157		
Anand	22	<b>South Gujarat</b>	<b>1,559</b>
Kheda	163	Surat	46
Panchmahal	140	Narmada	488
Dahod	2	Bharuch	933
Vadodara	792	Dang	0
Mahisagar	48	Navsari	0
Chota Udaipur	907	Valsad	0
		Tapi	92
<b>TOTAL</b>			<b>22,785</b>
<b>TOTAL (Last Year)</b>			<b>26,657</b>
<b>All Figures in '00 Hectares</b>			
Source :- Agriculture, Farmers Welfare and Co-operation Department Government of Gujarat			



# GUJCOT TRADE ASSOCIATION

WEEKLY REPORT 12-SEP-2020

## All India Cotton Sowing

All India Cotton Sowing				
As on 10-09-2020				
STATE	(Area in Lakh Hectare)			
	2020-2021	2019-2020	Change	
Punjab	5.010	4.020	0.990	24.63%
Haryana	7.370	7.010	0.360	5.14%
Rajasthan	6.679	6.445	0.234	3.63%
<b>North India</b>	<b>19.059</b>	<b>17.475</b>	<b>1.584</b>	<b>9.06%</b>
Gujarat	22.786	26.657	-3.871	-14.52%
Maharashtra	42.238	43.819	-1.581	-3.61%
Madhya Pradesh	6.440	6.090	0.350	5.75%
<b>Central India</b>	<b>71.464</b>	<b>76.566</b>	<b>-5.102</b>	<b>-6.66%</b>
Telangana	24.131	18.322	5.809	31.71%
Andhra Pradesh	5.638	6.110	-0.472	-7.73%
Karnataka	6.789	5.747	1.042	18.13%
Tamil Nadu	0.290	0.421	-0.131	-31.12%
<b>South Zone</b>	<b>36.848</b>	<b>30.600</b>	<b>6.248</b>	<b>20.42%</b>
Orissa	1.712	1.696	0.016	0.94%
Others	0.216	0.271	-0.055	-20.30%
<b>All India</b>	<b>129.299</b>	<b>126.609</b>	<b>2.690</b>	<b>2.12%</b>

Source :- Department of Agriculture Cooperation & Farmer Welfare - Government of India



# GUJCOT TRADE ASSOCIATION

## WEEKLY REPORT

12-SEP-2020

### Global

#### US Weekly Export Sales

- Net UPLAND sales of 1,26,700 RB for 2020-2021 primarily for China (79,100 RB), Vietnam (20,300 RB, including decreases of 600 RB), Thailand (8,700 RB, including 1,300 RB switched from Indonesia), Turkey (8,700 RB, including decreases of 200 RB), and Pakistan (7,300 RB, including decreases of 100 RB), were offset by reductions primarily for Colombia (5,300 RB) and Honduras (3,500 RB).
- For 2021-2022, total net UPLAND sales of 70,400 RB were reported for Indonesia.
- UPLAND Exports of 2,30,500 RB were primarily to China (90,400 RB), Vietnam (35,600 RB), Turkey (27,100 RB), Bangladesh (14,900 RB), and Mexico (13,500 RB).
- Net sales of PIMA totaling 17,400 RB were primarily for Vietnam (5,000 RB), Pakistan (4,000 RB), India (3,700 RB), China (1,500 RB), and Peru (1,000 RB). For 2021-2022, total net sales of 700 RB were reported for Italy.
- PIMA Exports of 10,700 RB were primarily to India (4,900 RB), China (2,300 RB), Pakistan (900 RB), Bangladesh (900 RB), and Thailand (900 RB).

US Export Sales	03-Sep-2020
<b>Marketing Year 2020-21</b>	
Upland Gross Sales	1,33,100
Cancellation	6,400
<b>Net Upland Sales</b>	<b>1,26,700</b>
PIMA Gross Sales	17,400
Cancellation	0
<b>Net PIMA Sales</b>	<b>17,400</b>
Total Gross Sales	1,50,500
Total Cancellation	6,400
<b>Total Net Sales</b>	<b>1,44,100</b>
<b>Shipments</b>	
UPLAND	2,30,500
PIMA	10,700
<b>Total Shipment</b>	<b>2,41,200</b>
<b>Marketing Year 2021-22</b>	
Net Upland Sales	70,400
Net PIMA Sales	700
<b>Total Net Sales</b>	<b>71,100</b>
All Figures in US Running Bale	



# GUJCOT TRADE ASSOCIATION

**WEEKLY REPORT      12-SEP-2020**

## WASDE – Sep – 2020

The 2020/21 U.S. cotton estimates include slightly higher beginning stocks relative to last month but lower production, mill use, exports, and ending stocks. Production is lowered 1.0 million bales to 17.1 million, with a lower projection for every region. Mill use is projected 200,000 bales lower this month, but compared with its revised 2019/20 level is still expected to rise 16 percent. Exports and ending stocks are 400,000 bales lower, reflecting reduced U.S. supply and stronger foreign competition. Ending stocks in 2020/21 are projected at 7.2 million bales, equivalent to 42 percent of use. The season-average price for upland cotton is forecast at 59 cents per pound, unchanged from the previous month.

The 2020/21 world cotton projections include lower beginning stocks, production, consumption, and ending stocks relative to last month. Beginning stocks are lowered in India, more than offsetting increases for China and Brazil. Production is higher in China, India, and Australia, but lower in the United States, Pakistan, and Turkey. Consumption is lower in the United States, Mexico, and Brazil. World trade is slightly higher, with increases for Australia, Brazil, and India offsetting lower U.S. exports. Imports are forecast higher for Pakistan and Turkey, but lower for Vietnam. World ending stocks of cotton in 2020/21 are projected at 103.8 million bales, 1.1 million lower than in August, and 4.4 million higher than in 2019/20.



# GUJCOT TRADE ASSOCIATION

## WEEKLY REPORT 12-SEP-2020

### Gujarat Spot Rate Weekly Changes

Variety	Staple Length	Mic.	05-09-2020	12-09-2020	Change	Change (in Per.)
					W/W	W/W
Shankar 6	29 mm	3.8	35,700	35,750	50	0.14%
Shankar 6	28.5 mm	3.7	35,100	35,100	0	0.00%
V-797	13 % Trash		22,550	22,150	-400	-1.81%
MCX Spot Rate			17,110	17,110	0	0.00%
USD-INR Exchange			73.13	73.53	0.40	0.54%

### Average Rate of Last week

Variety	Staple Length	Mic.	Price Range		Average Of 6 Days
			Low	High	
Shankar 6	29	3.8	35,600	35,750	35,667
Shankar 6	28.5	3.7	35,050	35,150	35,092
Shankar 6	28	3.6	No Quote	No Quote	No Quote
Shankar 6	27	3.2	No Quote	No Quote	No Quote
Shankar 6	26	3.0	No Quote	No Quote	No Quote
V-797	13% Trash		22,150	22,500	22,375
MCX Spot Rate			17,070	17,150	17,115
USD Exchange Rate			73.34	73.59	73.50

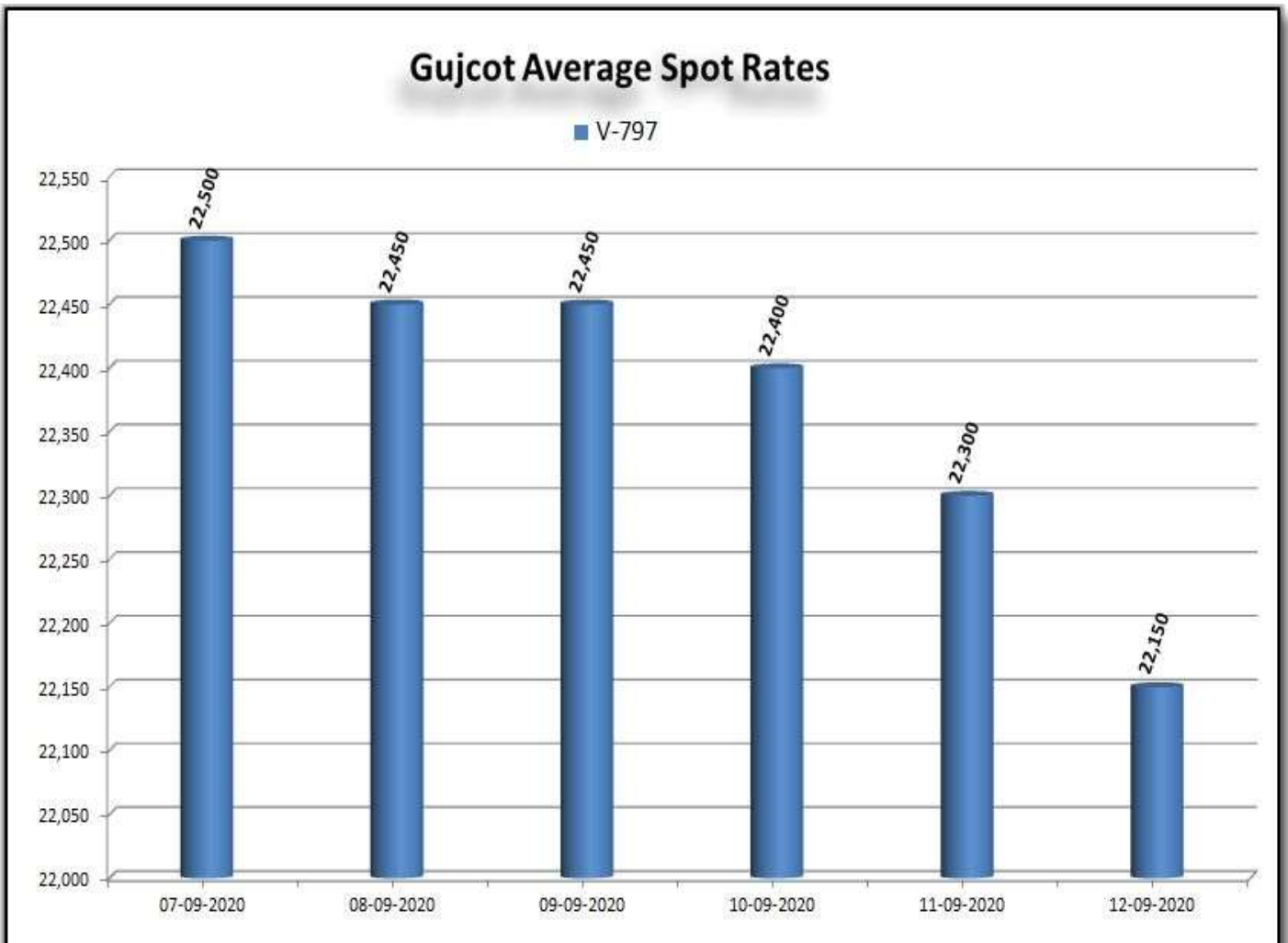
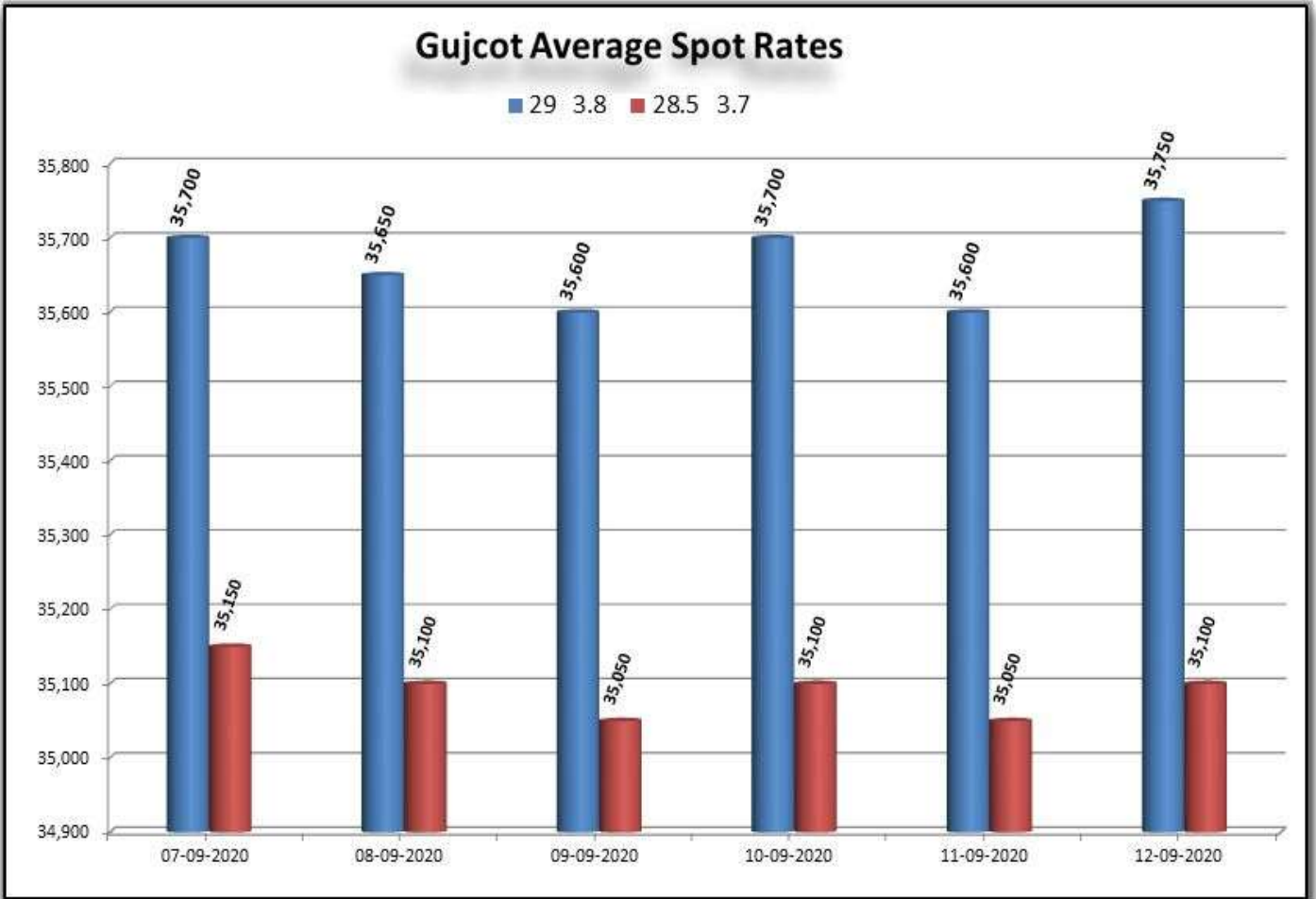
### Rate of Last Week

Date	29 3.8	28.5 3.7	V-797	MCX Spot Rate	USD-INR Exchange
07-09-2020	35,700	35,150	22,500	17,120	73.34
08-09-2020	35,650	35,100	22,450	17,150	73.59
09-09-2020	35,600	35,050	22,450	17,130	73.53
10-09-2020	35,700	35,100	22,400	17,070	73.45
11-09-2020	35,600	35,050	22,300	17,110	73.53
12-09-2020	35,750	35,100	22,150	17,110	73.53



# GUJCOT TRADE ASSOCIATION

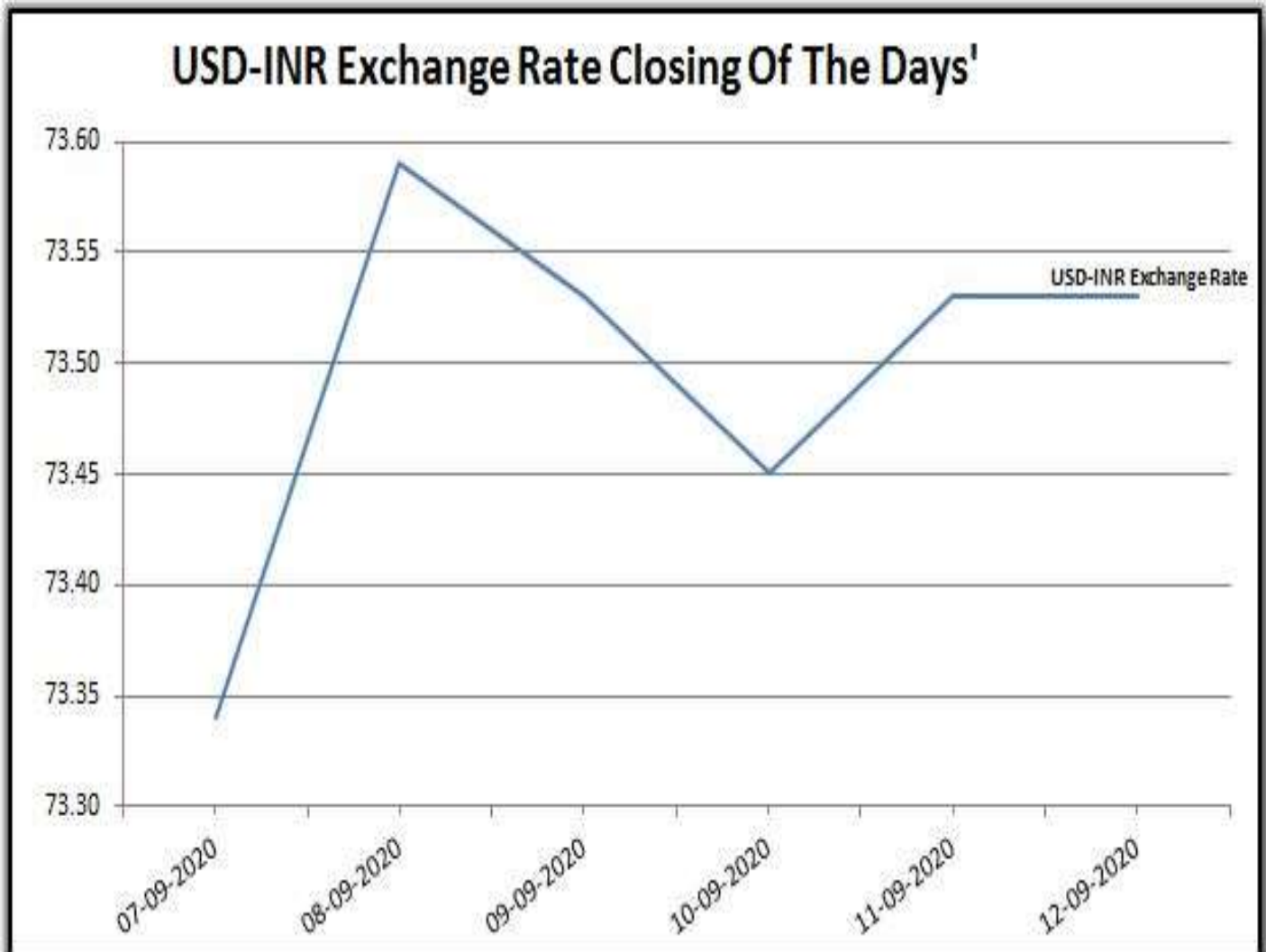
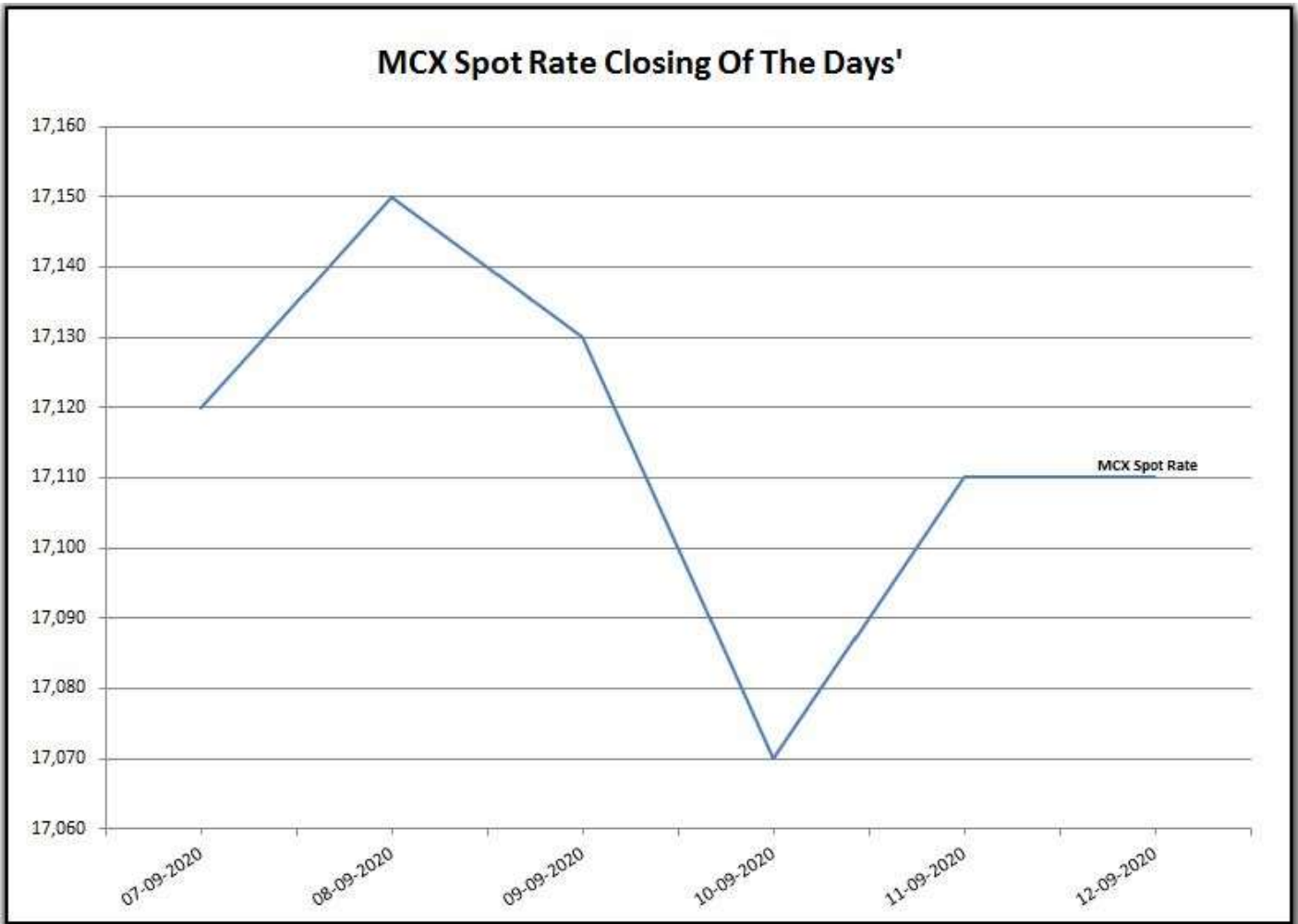
WEEKLY REPORT 12-SEP-2020





# GUJCOT TRADE ASSOCIATION

## WEEKLY REPORT 12-SEP-2020



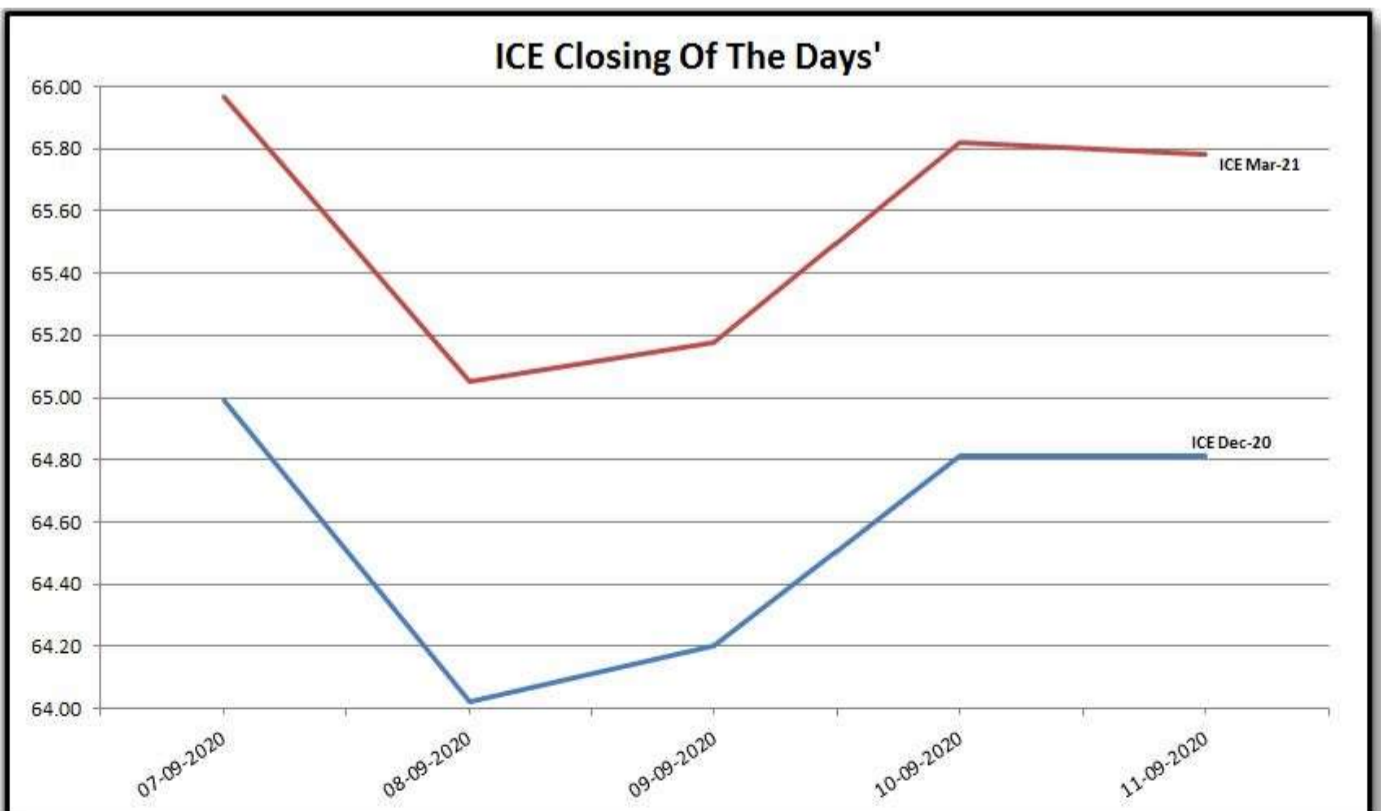
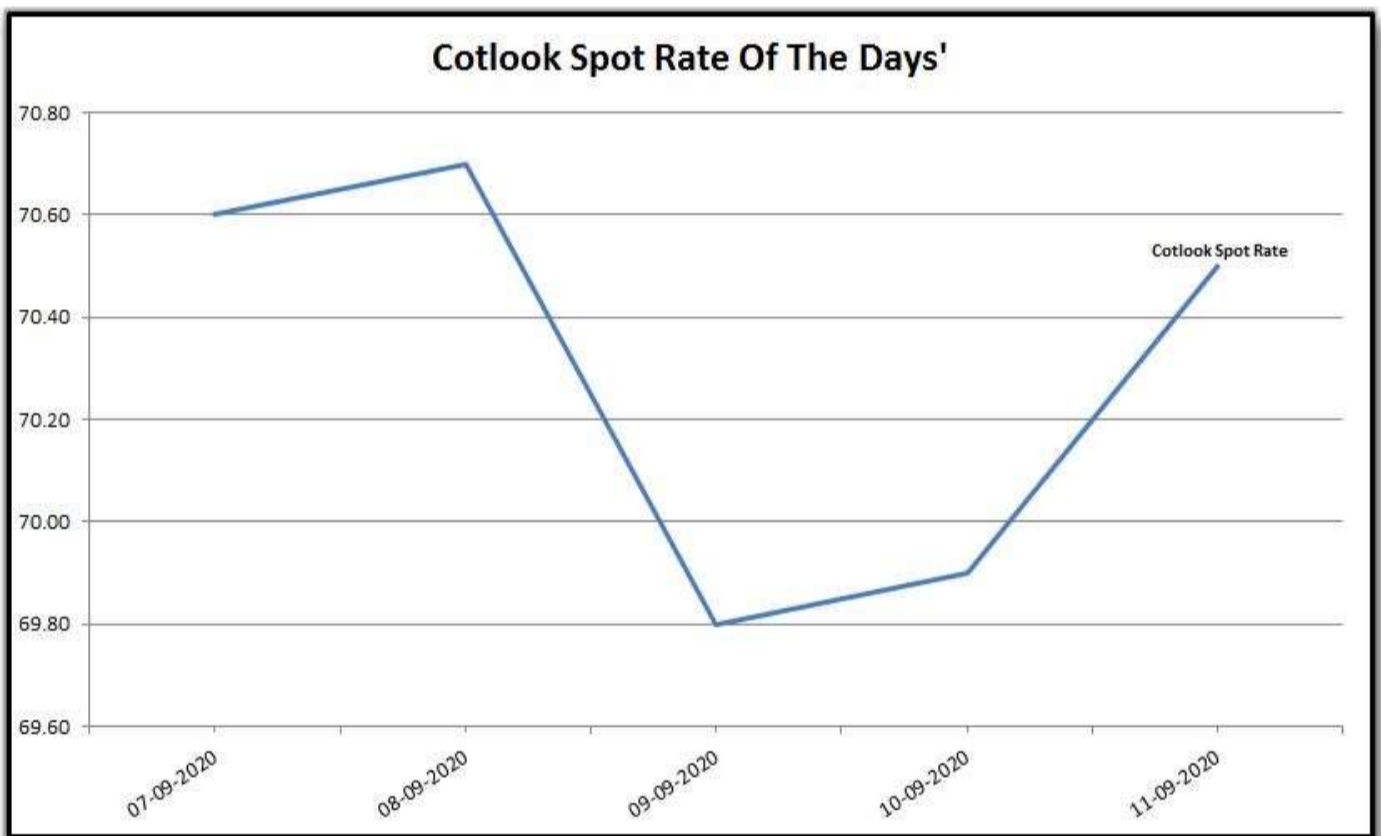




# GUJCOT TRADE ASSOCIATION

WEEKLY REPORT 12-SEP-2020

Foreign Indices			
Date	Cotlook	ICE	
	Spot Rate	Dec-20	Mar-21
07-09-2020	70.60	64.99	65.97
08-09-2020	70.70	64.02	65.05
09-09-2020	69.80	64.20	65.18
10-09-2020	69.90	64.81	65.82
11-09-2020	70.50	64.81	65.78



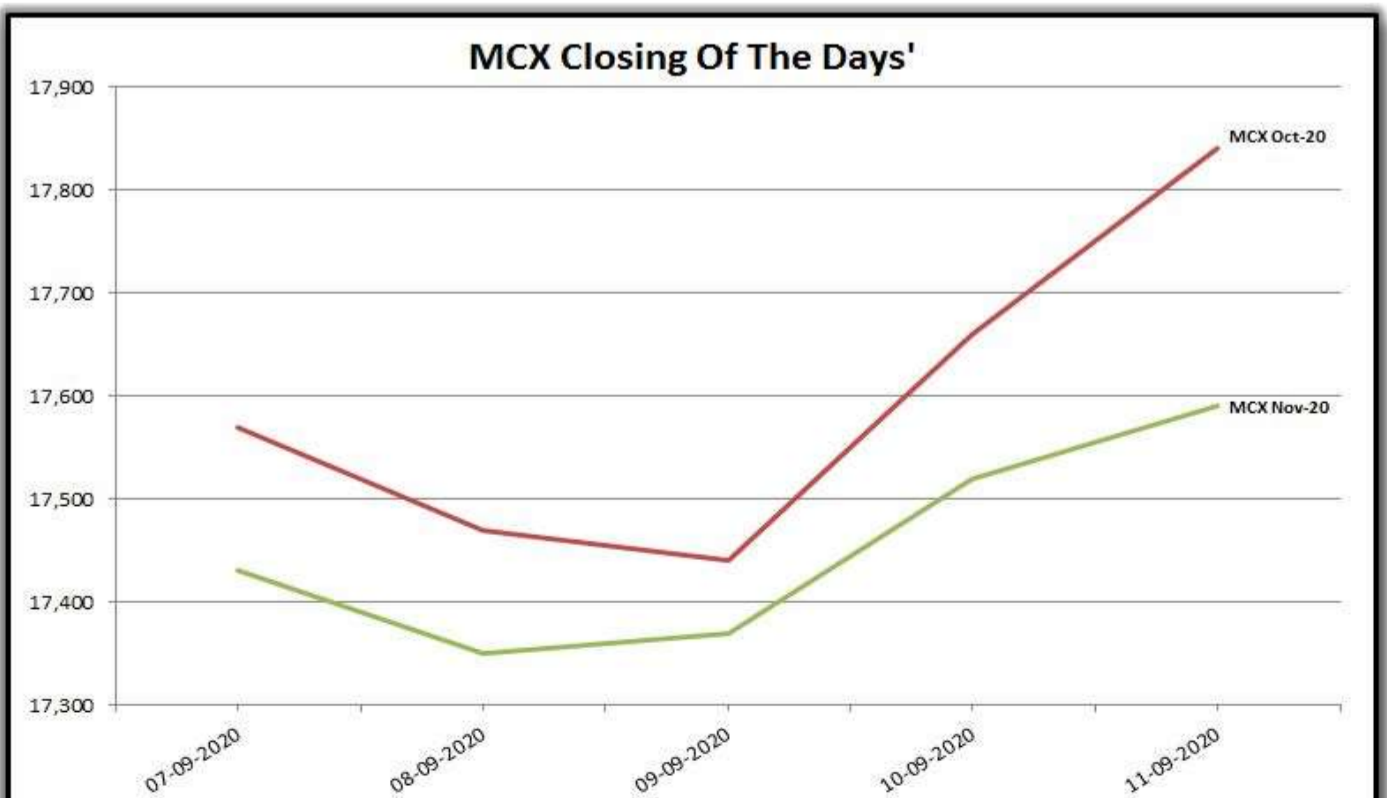
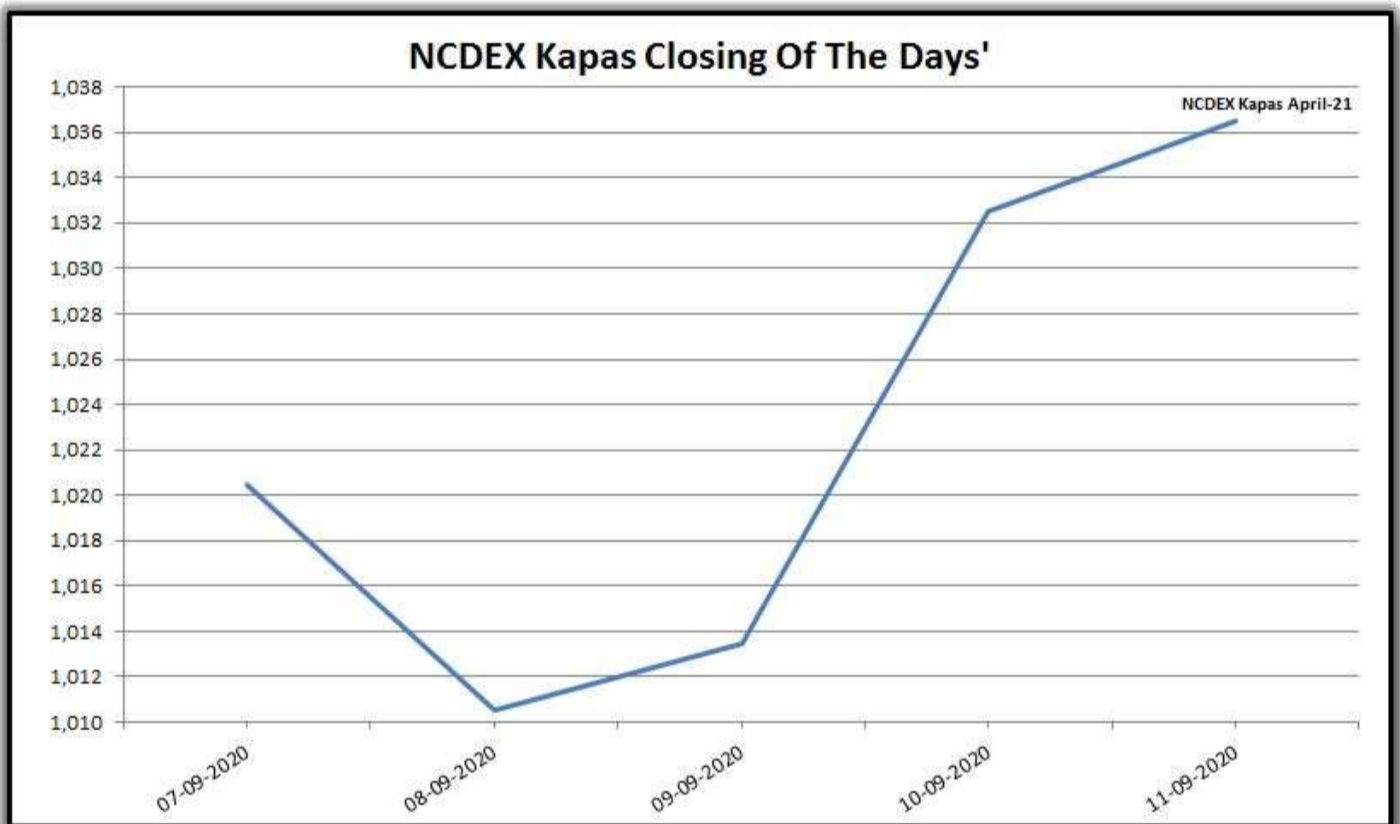


# GUJCOT TRADE ASSOCIATION

WEEKLY REPORT 12-SEP-2020

## Indian Indices

Date	NCDEX Kapas	MCX	
	30-Apr-2021	OCT-20	NOV-20
07-09-2020	1020.50	17,570	17,430
08-09-2020	1010.50	17,470	17,350
09-09-2020	1013.50	17,440	17,370
10-09-2020	1032.50	17,660	17,520
11-09-2020	1036.50	17,840	17,590



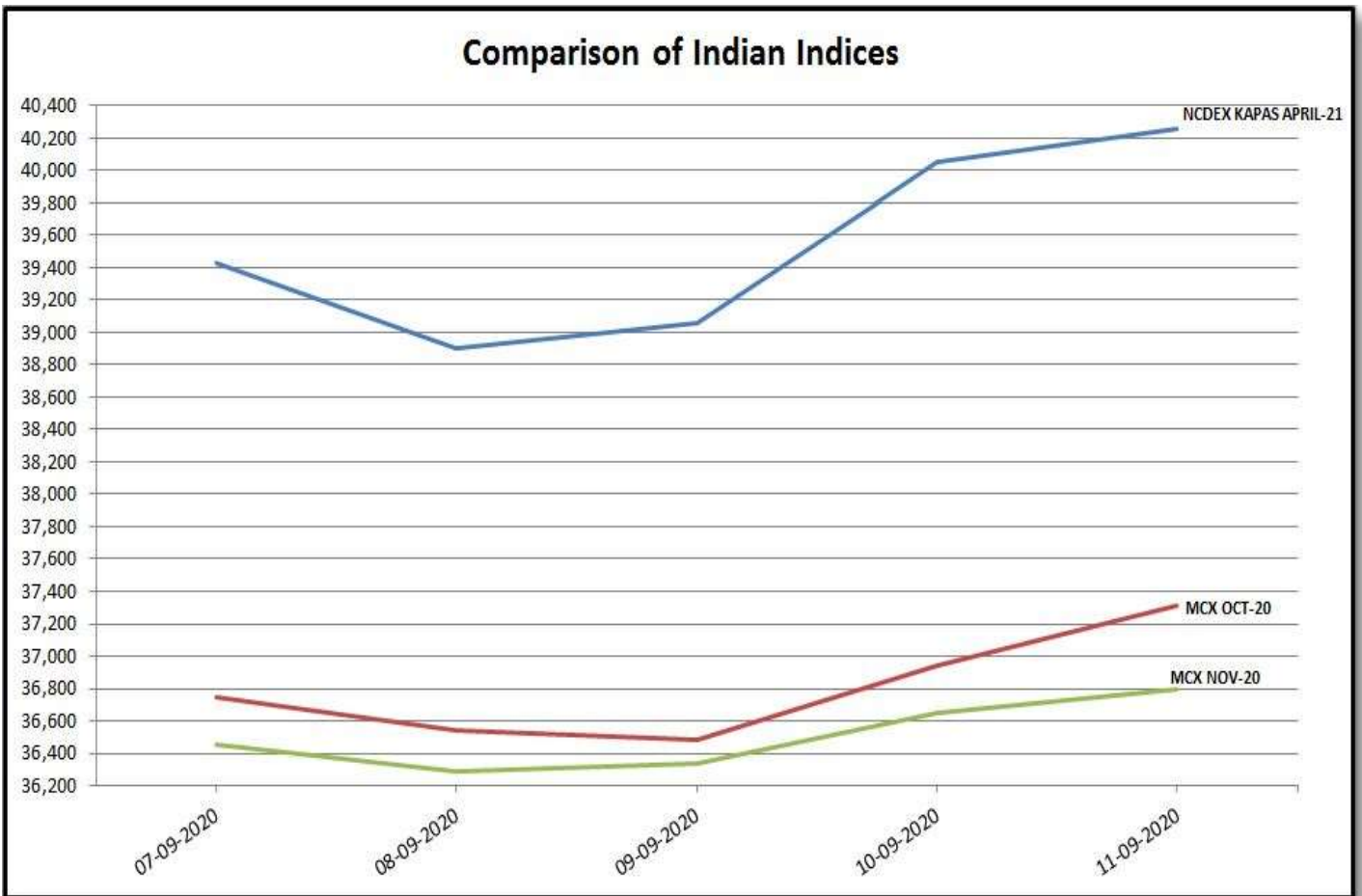


# GUJCOT TRADE ASSOCIATION

## WEEKLY REPORT 12-SEP-2020

Indian Indices in Candy Rate			
Date	NCDEX Kapas	MCX	
	April	Oct-20	Nov-20
07-09-2020	39,423	36,751	36,458
08-09-2020	38,900	36,542	36,291
09-09-2020	39,057	36,479	36,333
10-09-2020	40,051	36,939	36,647
11-09-2020	40,260	37,316	36,793

**Remark :- For NCDEX Kapas we have taken seed rate 475/20 Kg to convert in Candy.**





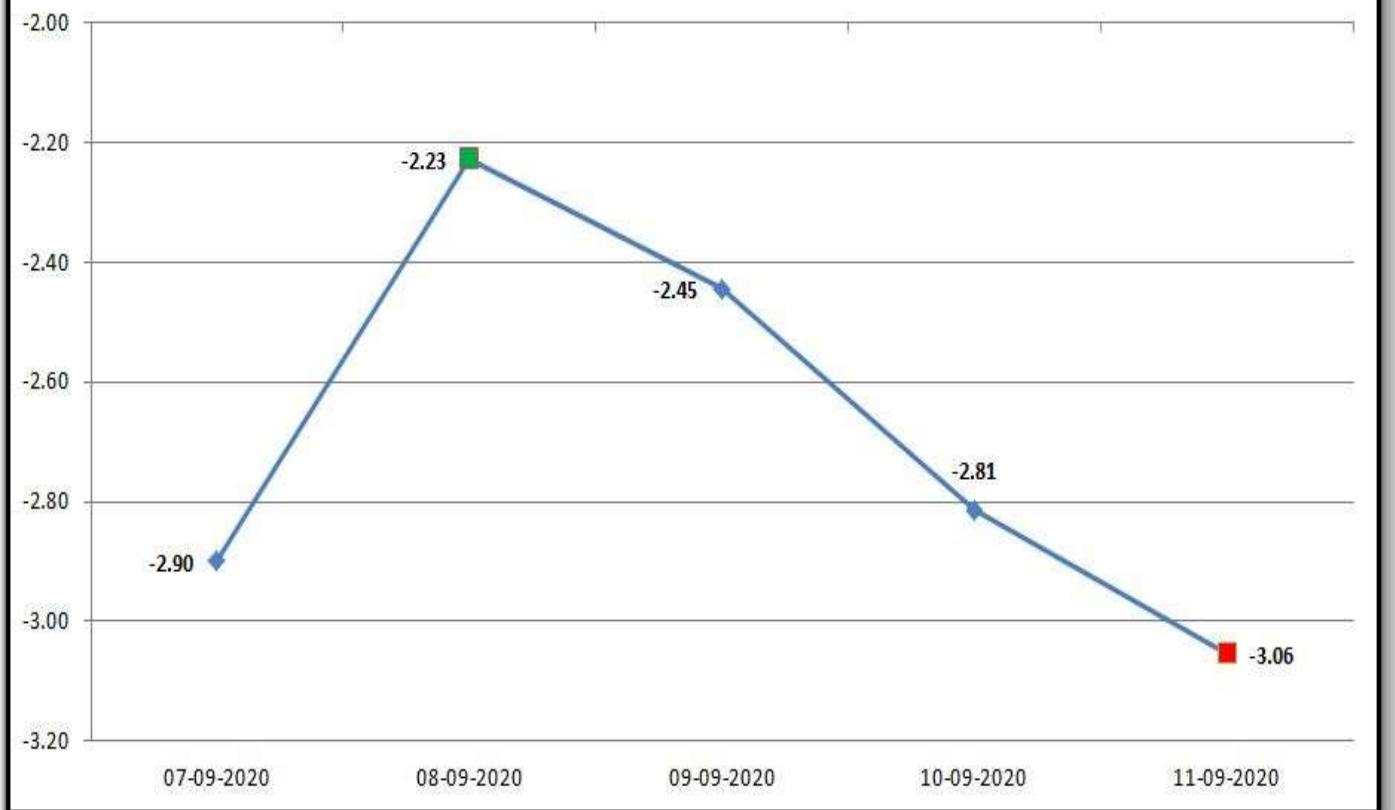
# GUJCOT TRADE ASSOCIATION

## WEEKLY REPORT 12-SEP-2020

### Indian Basis

DATE	29 MM	USD-INR	CENTS/LB	ICE DEC	BASIS
07-09-2020	35,700	73.34	62.09	64.99	-2.90
08-09-2020	35,650	73.59	61.79	64.02	-2.23
09-09-2020	35,600	73.53	61.75	64.20	-2.45
10-09-2020	35,700	73.45	62.00	64.81	-2.81
11-09-2020	35,600	73.53	61.75	64.81	-3.06

### Indian Basis





# GUJCOT TRADE ASSOCIATION

WEEKLY REPORT

12-SEP-2020

## IN THE WEEK AHEAD

- Friday at 2:30 p.m. Central – Commitments of Traders
- Monday at 3:00 p.m. Central – Crop Progress Report
- Thursday at 7:30 a.m. Central – Export Sales Report
- Thursday at 2:30 p.m. Central – Cotton-On-Call

One stop solution for all cotton related reports and information.

Visit <https://www.gujcot.com>. It's updated every day in real time.

You can view

- Gujarat Daily Spot Rate at 5:30 pm and Historical Data
- Gujarat Latest Pressing Report and Historical Data
- Daily Weather Report
- Cotton Advisory Board Balance sheet and Area, Production, Yield reports from cotton season 1991-1992 to 2017-2018 estimate available from Menu->Reports
- All Historical Gujcot Weekly Reports Menu->Reports
- All India Cotton Sowing data
- Gujarat Cotton Sowing District wise Report
- US Export Sales Report
- US Crop Progress Report
- China Cotton Auction Update
- International Cotton Indices and Spot Rates.
- USDA WASDE Report
- ICE Cotton On Call Report
- And All other National & International reports and upcoming events

## Report Sponsors:

Click on Sponsor's Logo to visit Sponsor's Website



Kamal Cotton Traders (P) Ltd.



Basil Commodities Pvt. Ltd.

Report prepared by

Kalpesh Patel

Manager

Gujcot Trade Association