



GUJCOT TRADE ASSOCIATION

WEEKLY REPORT 15-AUG-2020

Market Movement from 10th Aug 2020 to 15th Aug 2020

- NY December future remained very volatile during the week, gave up first two days gain on Wednesday due to bearish WASDE. Ultimately NY December closed the week with very small weekly gain of 49 points.
- On Wednesday the USDA released both the August US Crop Estimate Report and World Agricultural Supply and Demand Estimates, both of which held significant surprises. In a shock to the analysts, none of them were as per their expectation, USDA published revised U.S. crop estimate at 18.08 million bales. Overall USDA increased Production, So, ending stock Increased by 4 million bales. Overall Effect of WASDE was bearish.
- First US export sales of new season was not impressive but shipment was better so market took it positively. Last year's total export was slight below the target. Remaining outstanding sales of nearly 3 million bales carried forward to current season, so current season started with big number of total commitments.
- Indian physical market showed good upward shine. CCI and federation were able to sale nearly 4 million bales. Current arrival is very slow, so ginner have opportunity to get some better price of old stock cotton. Gujcot spot rate was firm and seems to remain firm in next week also.
- All India cotton sowing till 6th of August was 123.637 lakh hectares against 118.732 lakh hectares last year on the same time.
- Gujarat Cotton sowing reached 22,70,100 hectares.
- All India daily arrivals was nearly 12,000 bales.
- Daily arrivals in Gujarat was nearly 8,000 bales.
- Indian rupee remained stronger between 74.77 to 74.90 against USD compared to last week.



GUJCOT TRADE ASSOCIATION

WEEKLY REPORT 15-AUG-2020

Gujarat District wise Cotton Sowing

Gujarat Districtwise Cotton Sowing Till 10-August-2020			
Kutch	587	Saurashtra	15,349
Kutch	587	Surendranagar	3,301
		Rajkot	2,001
North Gujarat	1,999	Jamnagar	933
Banarsakantha	416	Porbandar	43
Patan	460	Junagadh	343
Mehsana	356	Amreli	3,313
Sabarkantha	425	Bhavnagar	2,243
Gandhinagar	176	Morbi	1,580
Aravali	166	Botad	1,418
		Gir Somnath	124
Middle Gujarat	3,208	Devbhumi Dwarka	48
Ahmedabad	1,136		
Anand	22	South Gujarat	1,558
Kheda	163	Surat	46
Panchmahal	140	Narmada	488
Dahod	2	Bharuch	933
Vadodara	790	Dang	0
Mahisagar	48	Navsari	0
Chota Udaipur	907	Valsad	0
		Tapi	92
TOTAL			22,701
TOTAL (Last Year)			25,992
All Figures in '00 Hectares			
Source :- Agriculture, Farmers Welfare and Co-operation Department Government of Gujarat			



GUJCOT TRADE ASSOCIATION

WEEKLY REPORT 15-AUG-2020

All India Cotton Sowing

All India Cotton Sowing				
As on 06-08-2020				
STATE	(Area in Lakh Hectare)			
	2020-2021	2019-2020	Change	
Punjab	5.010	4.020	0.990	24.63%
Haryana	7.370	6.760	0.610	9.02%
Rajasthan	6.735	6.445	0.290	4.50%
North India	19.115	17.225	1.890	10.97%
Gujarat	22.480	24.696	-2.216	-8.97%
Maharashtra	41.375	42.815	-1.440	-3.36%
Madhya Pradesh	6.371	6.100	0.271	4.44%
Central India	70.226	73.611	-3.385	-4.60%
Telangana	22.770	17.240	5.530	32.08%
Andra Pradesh	4.759	4.180	0.579	13.85%
Karnataka	4.818	4.468	0.350	7.83%
Tamil Nadu	0.067	0.048	0.019	39.58%
South Zone	32.414	25.936	6.478	24.98%
Orissa	1.666	1.690	-0.024	-1.42%
Others	0.216	0.271	-0.055	-20.30%
All India	123.637	118.732	4.905	4.13%

Source :- Department of Agriculture Cooperation & Farmer Welfare - Government of India



GUJCOT TRADE ASSOCIATION

WEEKLY REPORT 15-AUG-2020

Global

US Weekly Export Sales

- Net UPLAND sales for 2020-2021, which began August 1, totaled 6,900 RB. Increases reported for Pakistan (10,100 RB, including decreases of 300 RB), Indonesia (7,500 RB, including 6,600 RB switched from the Philippines, 100 RB switched from Japan, and decreases of 100 RB), Vietnam (6,200 RB, including 1,300 RB switched from South Korea), Turkey (5,900 RB), and Japan (3,400 RB), were offset by reductions primarily for China (21,500 RB), the Philippines (6,600 RB), and El Salvador (1,200 RB). A total of 2,883,200 RB in sales were carried over from the 2019/2020 marketing year, which ended July 31.
- UPLAND Exports for the period ending July 31 of 43,600 RB brought accumulated exports to 1,41,74,500 RB, up 8 percent from the prior years' total of 1,31,58,900 RB. The destinations were primarily China (19,500 RB), Vietnam (13,800 RB), Bangladesh (2,300 RB), Peru (1,400 RB), and Thailand (1,300 RB).
- UPLAND Exports for August 1 – 6 totaled 2,78,600 RB, with China (1,57,100 RB), Vietnam (56,300 RB), Turkey (13,700 RB), Pakistan (11,700 RB), and Bangladesh (9,600 RB) being the primary destinations.
- Net sales of PIMA for 2020-2021 totaled 10,400 RB. Increases were primarily for China (6,200 RB), Bangladesh (1,700 RB), India (900 RB), Vietnam (900 RB), and Pakistan (600 RB). A total of 1,16,400 RB in sales were carried over from the 2019-2020 marketing year, which ended July 31.
- PIMA Exports for the period ending July 31 of 3,700 RB brought accumulated exports to 4,86,600 RB, down 25 percent from the prior years' total of 6,44,800 RB. The destinations were primarily Pakistan (1,400 RB), Vietnam (900 RB), India (700 RB), China (400 RB), and Greece (200 RB).
- PIMA Exports for August 1 – 6 totaled 5,600 RB, with China (2,500 RB), Peru (1,200 RB), Vietnam (900 RB), Pakistan (900 RB) and Turkey (200 RB) being the primary destinations.



GUJCOT TRADE ASSOCIATION

WEEKLY REPORT 15-AUG-2020

Gujarat Spot Rate Weekly Changes						
Variety	Staple Length	Mic.	08-08-2020	15-08-2020	Change	Change (in Per.)
					W/W	W/W
Shankar 6	29 mm	3.8	33,450	33,900	450	1.33%
Shankar 6	28.5 mm	3.7	32,600	33,100	500	1.51%
V-797	13 % Trash		20,900	21,900	1,000	4.57%
MCX Spot Rate			16,150	16,180	30	0.19%
USD-INR Exchange			74.92	74.90	-0.02	-0.03%

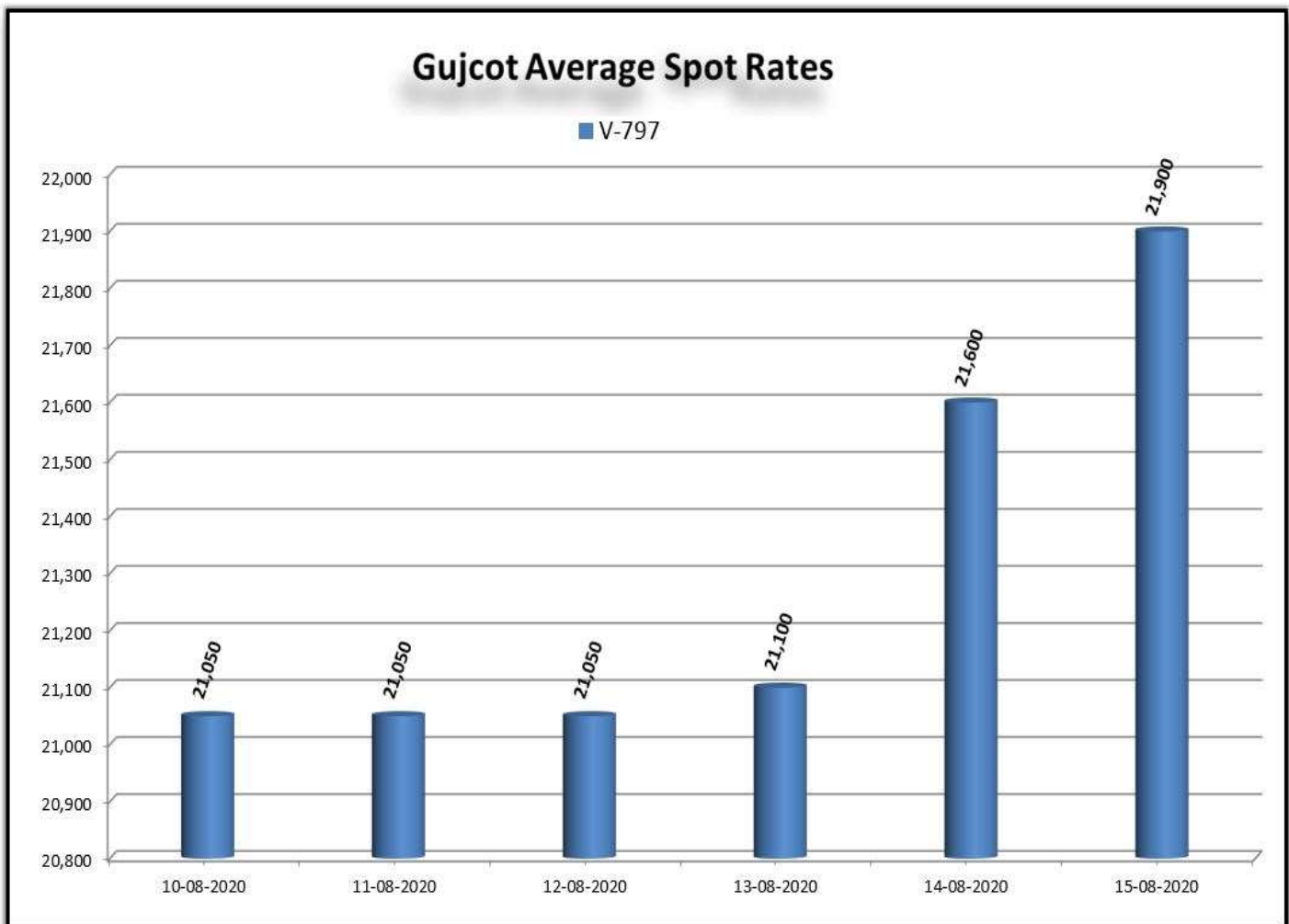
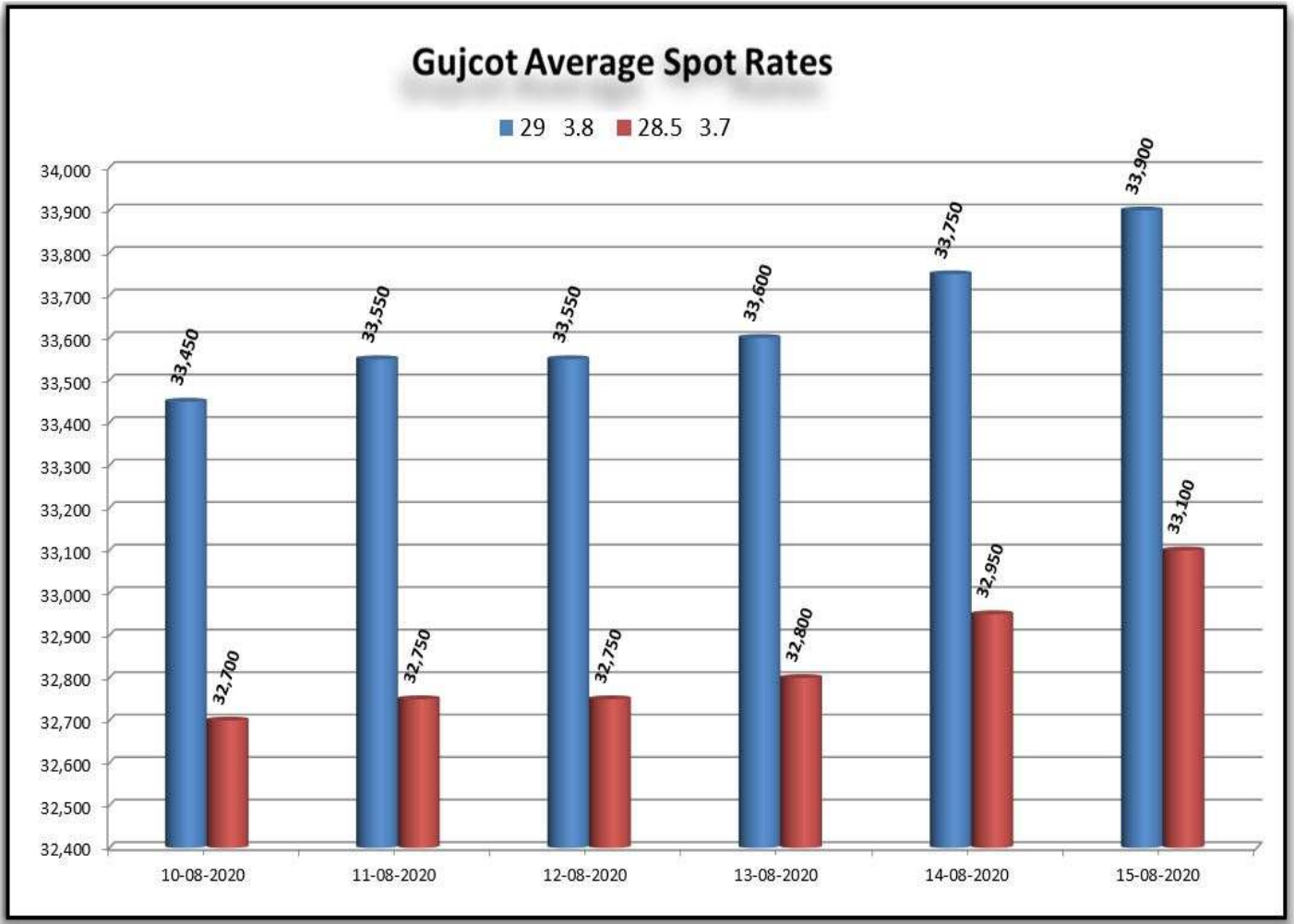
Average Rate of Last week					
Variety	Staple Length	Mic.	Price Range		Average Of 6 Days
			Low	High	
Shankar 6	29	3.8	33,450	33,900	33,633
Shankar 6	28.5	3.7	32,700	33,100	32,842
Shankar 6	28	3.6	No Quote	No Quote	No Quote
Shankar 6	27	3.2	No Quote	No Quote	No Quote
Shankar 6	26	3.0	No Quote	No Quote	No Quote
V-797	13% Trash		21,050	21,900	21,292
MCX Spot Rate			16,050	16,180	16,133
USD Exchange Rate			74.77	74.90	74.86

Rate of Last Week					
Date	29 3.8	28.5 3.7	V-797	MCX Spot Rate	USD-INR Exchange
10-08-2020	33,450	32,700	21,050	16,050	74.89
11-08-2020	33,550	32,750	21,050	16,130	74.77
12-08-2020	33,550	32,750	21,050	16,130	74.83
13-08-2020	33,600	32,800	21,100	16,130	74.84
14-08-2020	33,750	32,950	21,600	16,180	74.90
15-08-2020	33,900	33,100	21,900	16,180	74.90



GUJCOT TRADE ASSOCIATION

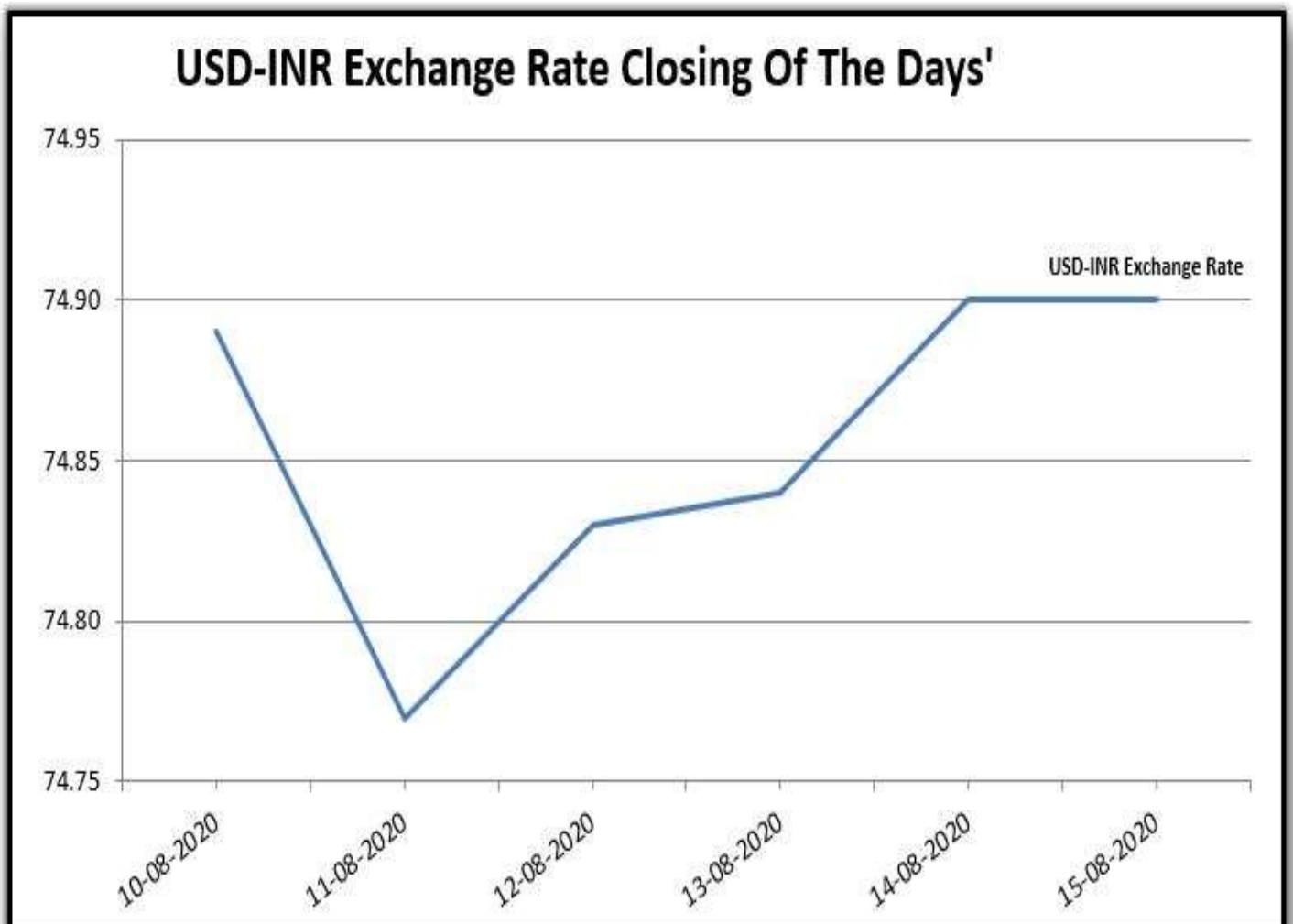
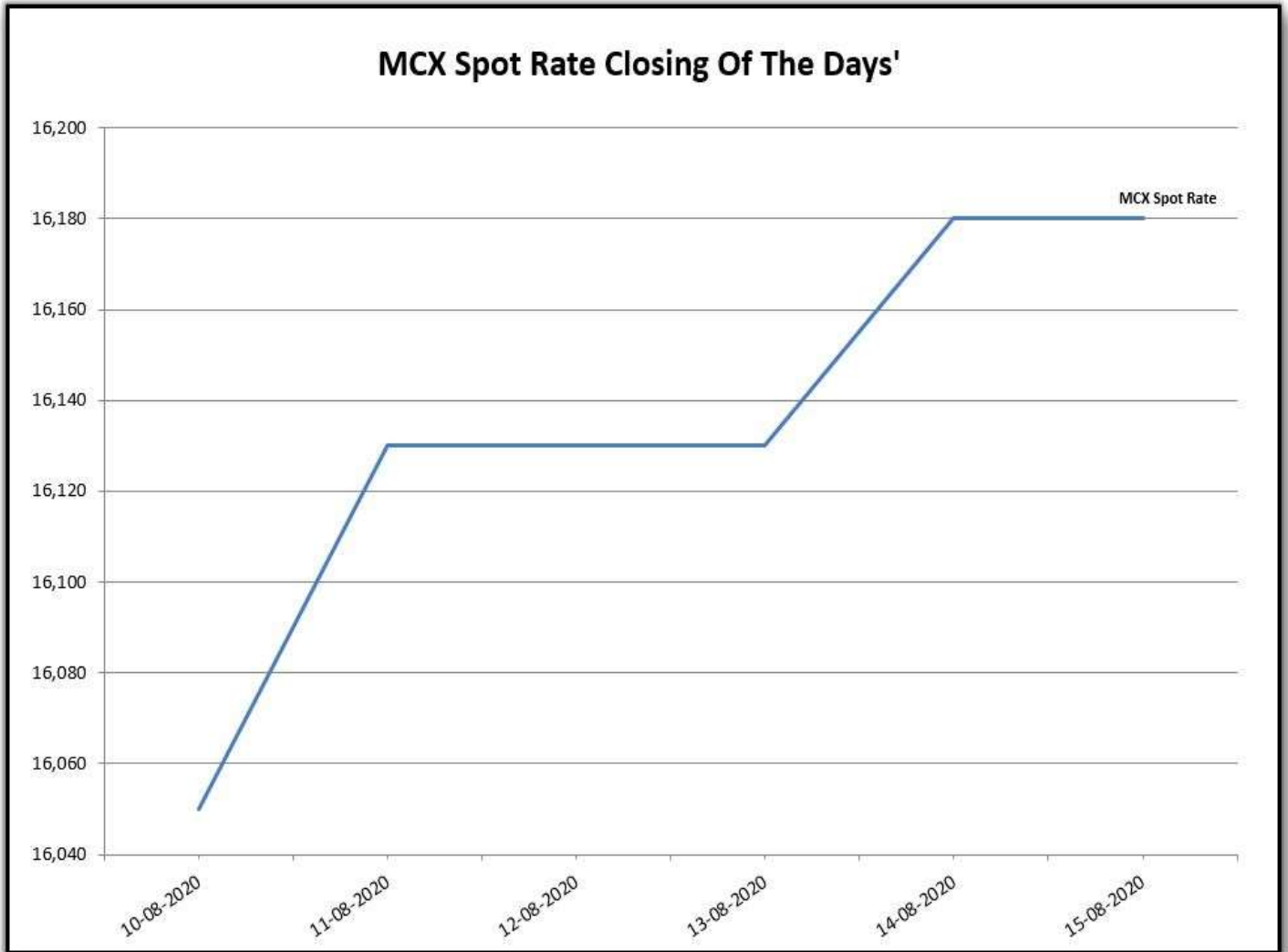
WEEKLY REPORT 15-AUG-2020





GUJCOT TRADE ASSOCIATION

WEEKLY REPORT 15-AUG-2020

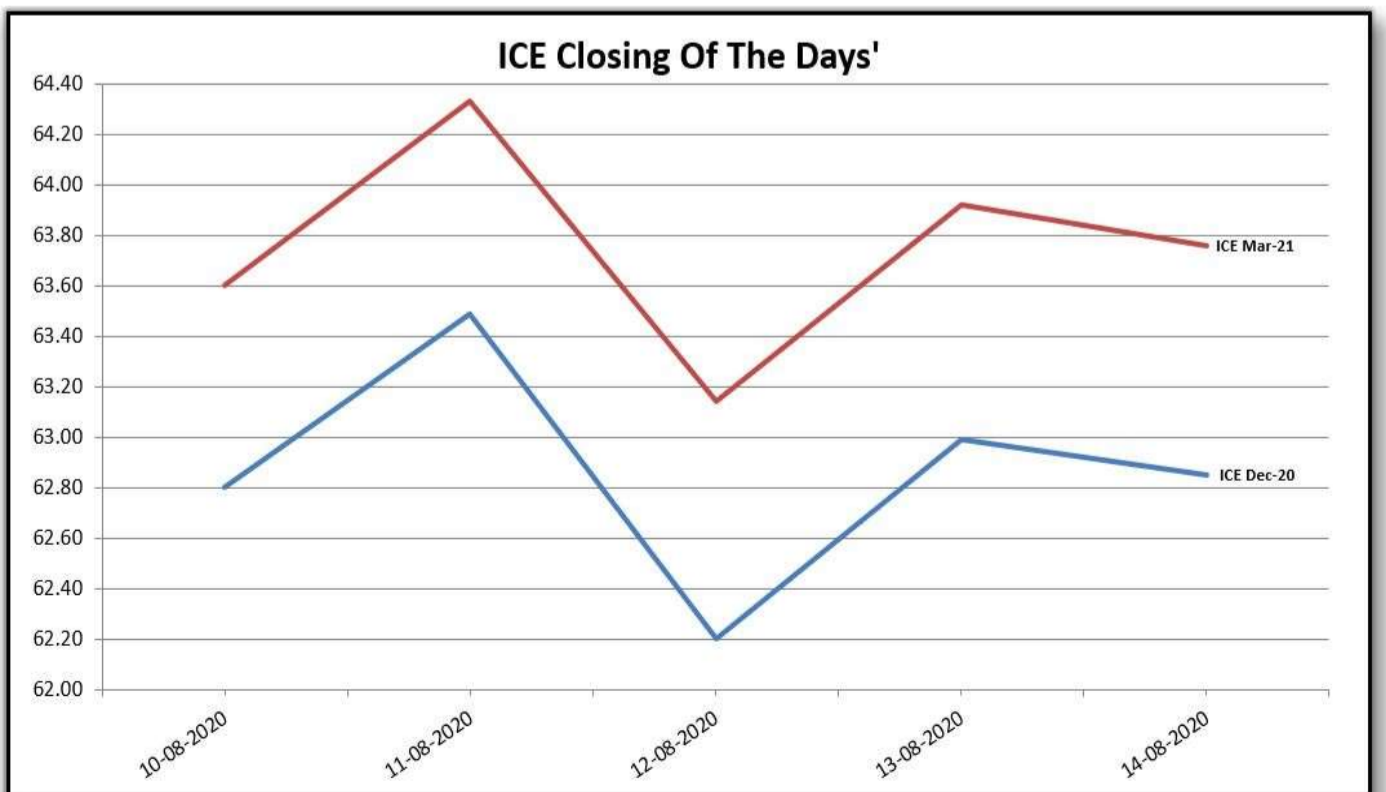
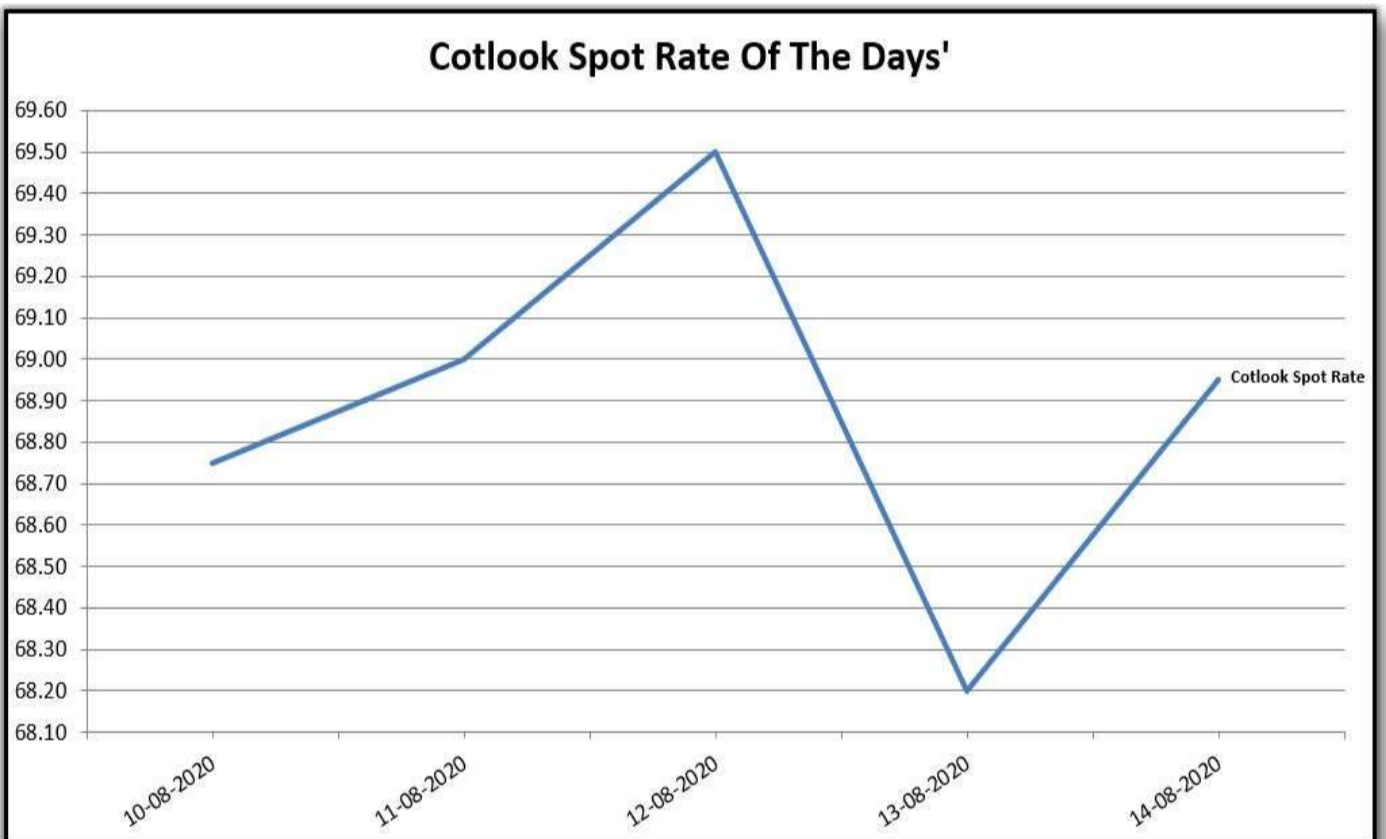




GUJCOT TRADE ASSOCIATION

WEEKLY REPORT 15-AUG-2020

Foreign Indices			
Date	Cotlook	ICE	
	Spot Rate	Dec-20	Mar-21
10-08-2020	68.75	62.80	63.60
11-08-2020	69.00	63.49	64.33
12-08-2020	69.50	62.20	63.14
13-08-2020	68.20	62.99	63.92
14-08-2020	68.95	62.85	63.76



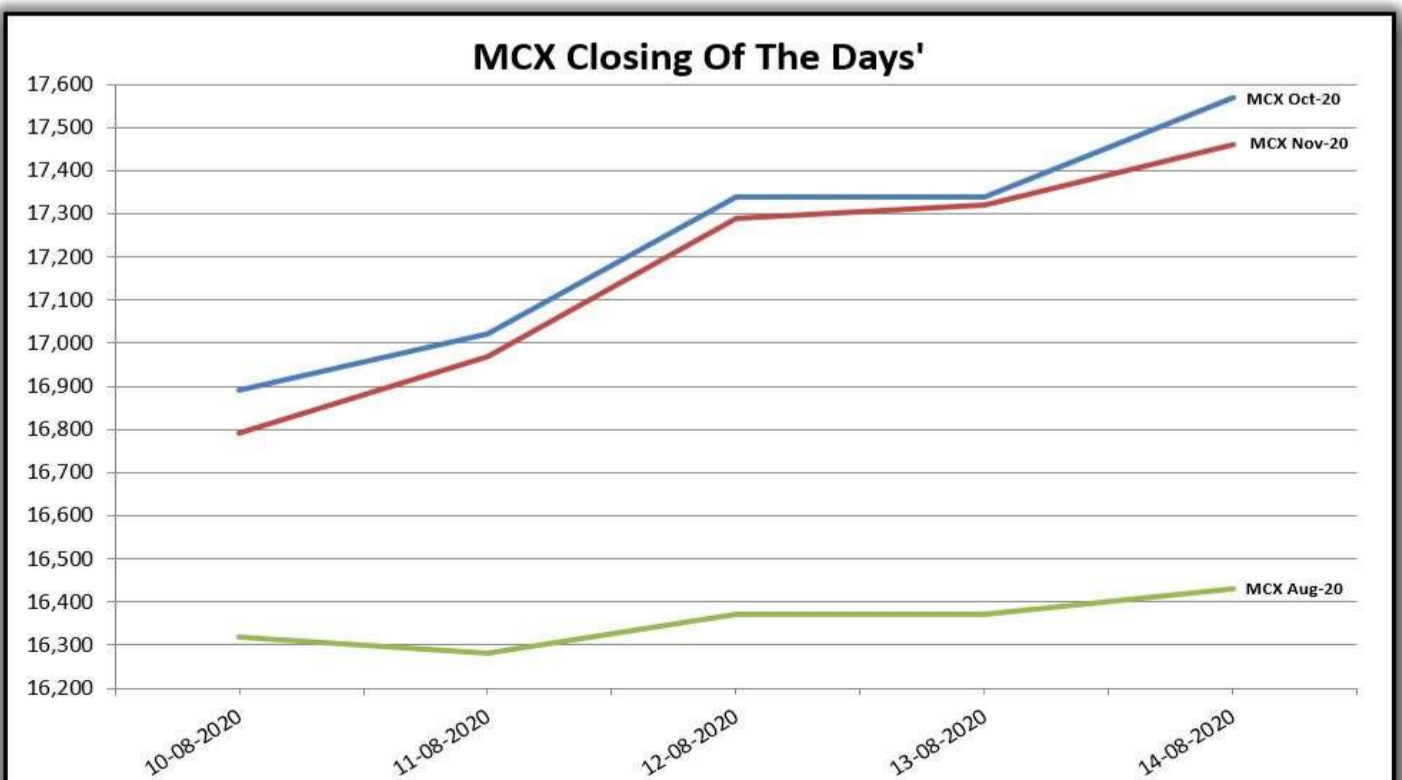
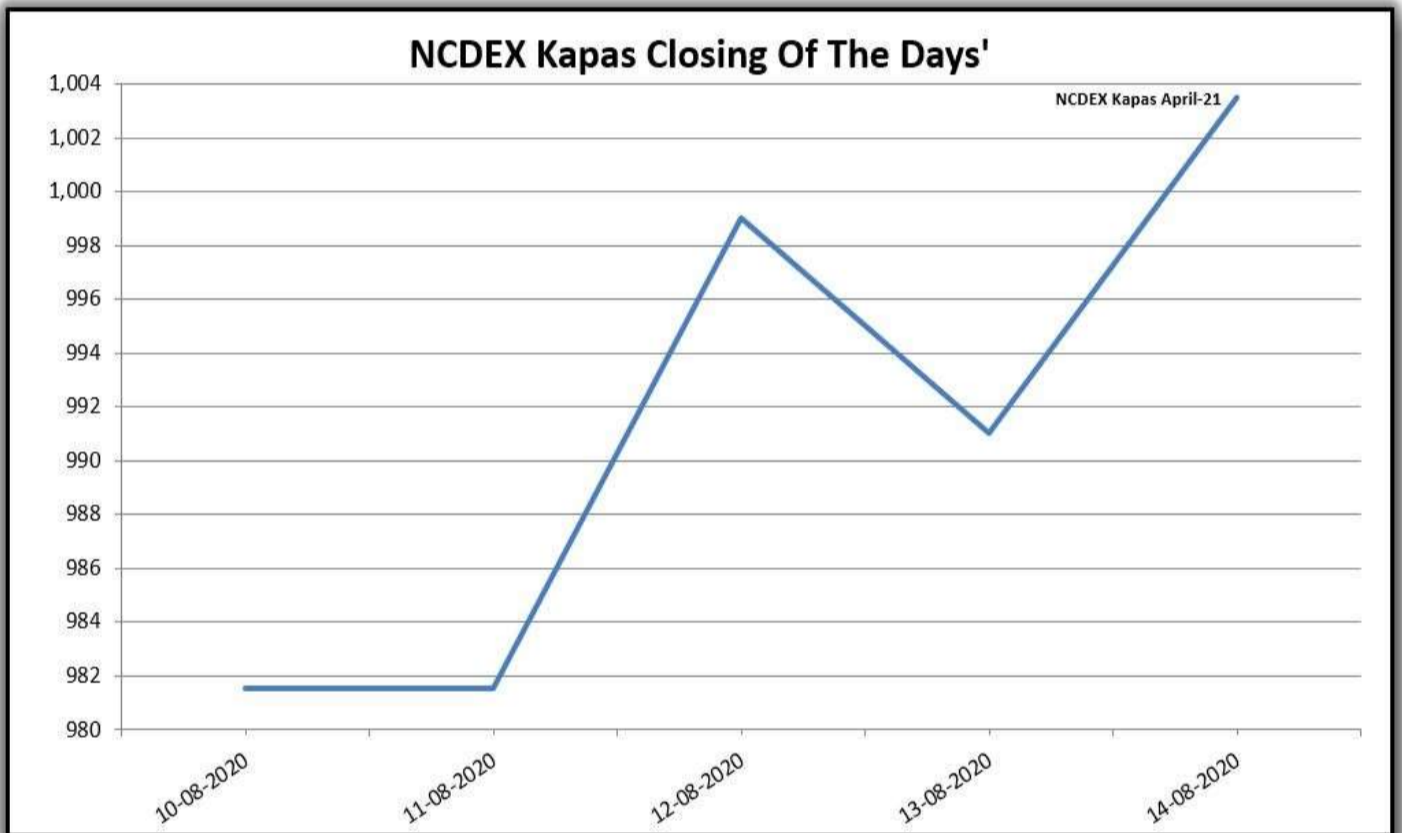


GUJCOT TRADE ASSOCIATION

WEEKLY REPORT 15-AUG-2020

Indian Indices

Date	NCDEX Kapas	MCX		
	30-Apr-2021	Aug-20	Oct-20	Nov-20
10-08-2020	981.50	16,320	16,890	16,790
11-08-2020	981.50	16,280	17,020	16,970
12-08-2020	999.00	16,370	17,340	17,290
13-08-2020	991.00	16,370	17,340	17,320
14-08-2020	1003.50	16,430	17,570	17,460



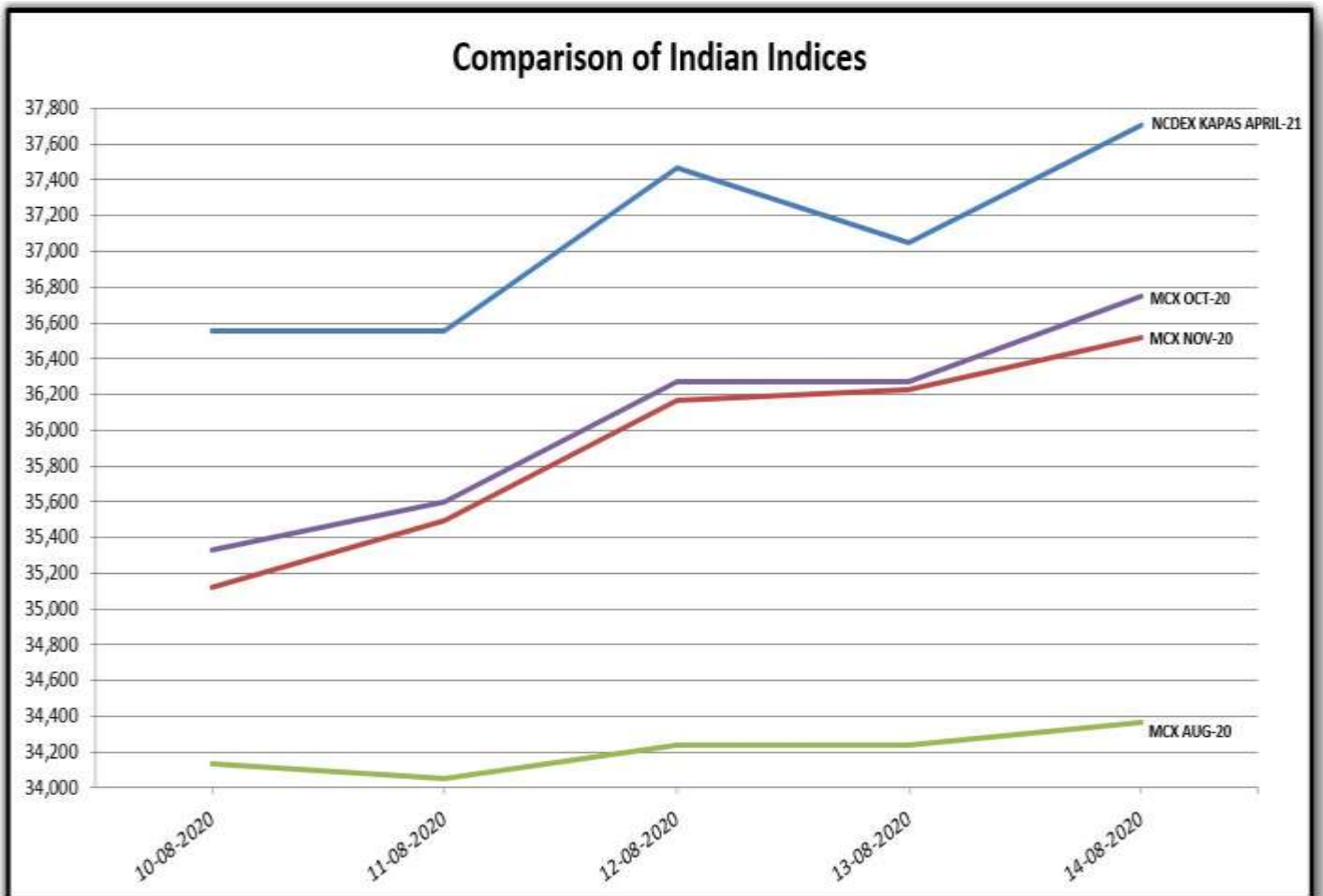


GUJCOT TRADE ASSOCIATION

WEEKLY REPORT 15-AUG-2020

Indian Indices in Candy Rate				
Date	NCDEX Kapas	MCX		
	April	Aug-20	Oct-20	Nov-20
10-08-2020	36,554	34,137	35,329	35,120
11-08-2020	36,554	34,053	35,601	35,496
12-08-2020	37,469	34,241	36,270	36,165
13-08-2020	37,050	34,241	36,270	36,228
14-08-2020	37,704	34,367	36,751	36,521

Remark :- For NCDEX Kapas we have taken seed rate 500/20 Kg to convert in Candy.

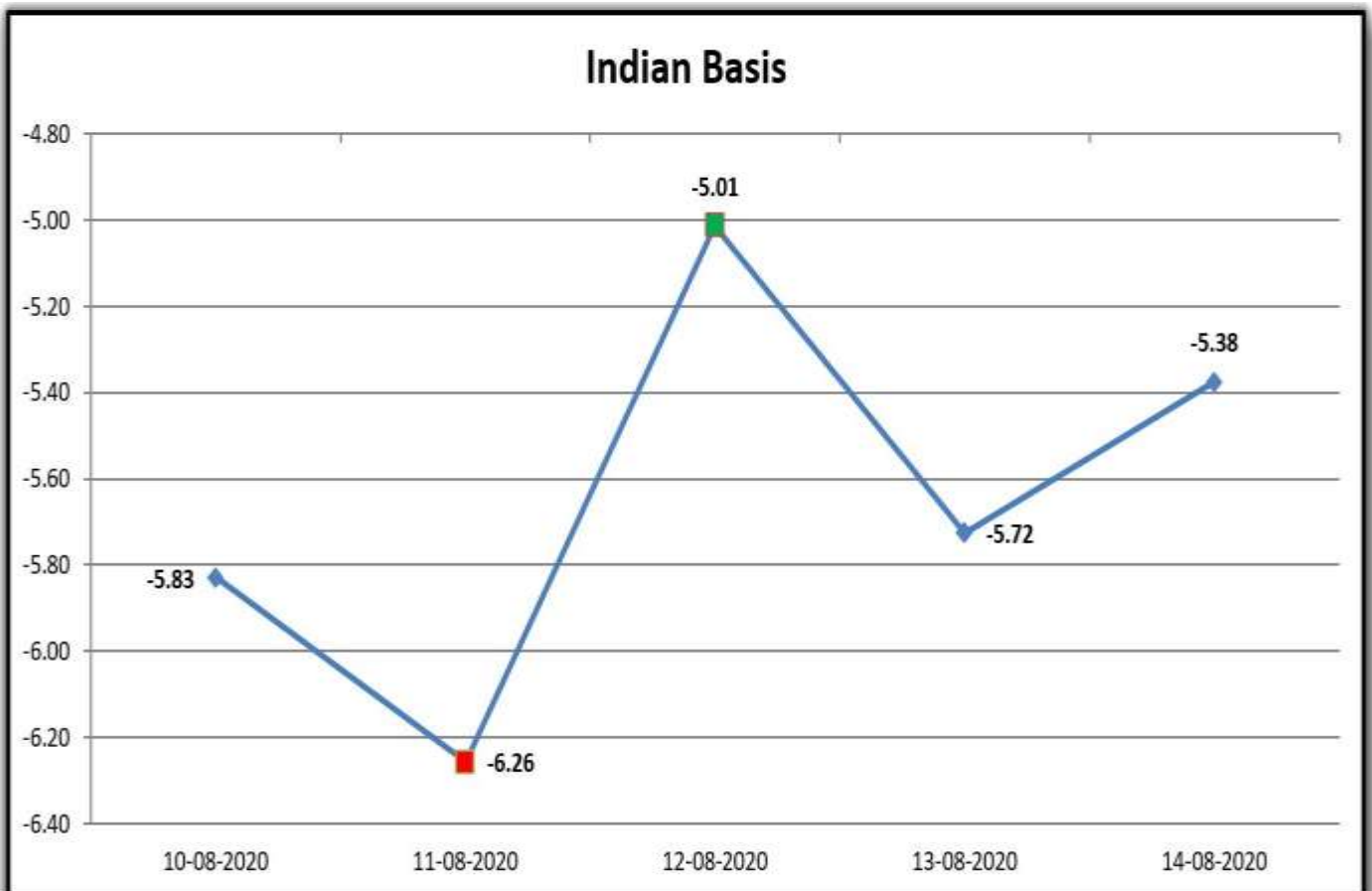




GUJCOT TRADE ASSOCIATION

WEEKLY REPORT 15-AUG-2020

Indian Basis					
DATE	29 MM	USD-INR	CENTS/LB	ICE DEC	BASIS
10-08-2020	33,450	74.89	56.97	62.80	-5.83
11-08-2020	33,550	74.77	57.23	63.49	-6.26
12-08-2020	33,550	74.83	57.19	62.20	-5.01
13-08-2020	33,600	74.84	57.27	62.99	-5.72
14-08-2020	33,750	74.90	57.47	62.85	-5.38





GUJCOT TRADE ASSOCIATION

WEEKLY REPORT

15-AUG-2020

IN THE WEEK AHEAD

- Friday at 2:30 p.m. Central – Commitments of Traders
- Monday at 3:00 p.m. Central – Crop Progress Report
- Thursday at 7:30 a.m. Central – Export Sales Report
- Thursday at 2:30 p.m. Central – Cotton-On-Call

One stop solution for all cotton related reports and information.

Visit <https://www.gujcot.com>. It's updated every day in real time.

You can view

- Gujarat Daily Spot Rate at 5:30 pm and Historical Data
- Gujarat Latest Pressing Report and Historical Data
- Daily Weather Report
- Cotton Advisory Board Balance sheet and Area, Production, Yield reports from cotton season 1991-1992 to 2017-2018 estimate available from Menu->Reports
- All Historical Gujcot Weekly Reports Menu->Reports
- All India Cotton Sowing data
- Gujarat Cotton Sowing District wise Report
- US Export Sales Report
- US Crop Progress Report
- China Cotton Auction Update
- International Cotton Indices and Spot Rates.
- USDA WASDE Report
- ICE Cotton On Call Report
- And All other National & International reports and upcoming events

Report Sponsors:

Click on Sponsor's Logo to visit Sponsor's Website



Kamal Cotton Traders (P) Ltd.



Basil Commodities Pvt. Ltd.

Report prepared by

Kalpesh Patel

Manager

Gujcot Trade Association