



GUJCOT TRADE ASSOCIATION

WEEKLY REPORT 19-SEP-2020

Market Movement from 14th Sep 2020 to 19th Sep 2020

- Week started with all bullish news. Bullish WASDE, hurricane Sally, weaker dollar. All these all factors created Bullish sentiment and NY December touched new high of 66.93 on Tuesday.
- Robust export sales on Thursday above 5 Lakh bales in which China bought above 4 Lakh bales. Despite good sales market closed in red and week closed with just 85 points weekly gain.
- New arrivals in India slowly started in North, MP, Maharashtra, Karnataka and Gujarat. Majority of the mills are covered till full October so new average quality not suitable to buyers.
- Quality will improve in coming weeks.
- Indian cotton physical rate remained almost unchanged. North India cotton rate slightly improved during the week.
- Gujcot spot rate remained between 35,850 to 36,100 during this week.
- All India daily arrivals was between 18,000 to 20,000 bales.
- Daily arrivals in Gujarat was nearly 6,000 bales.
- Gujarat Cotton Sowing area reached 22,78,800 Hectares as on 14th September against last year's 26,66,800 hectares at the same time.
- Indian rupee remained stable between 73.44 to 73.65 against USD compared to last week.



GUJCOT TRADE ASSOCIATION

WEEKLY REPORT 19-SEP-2020

Gujarat District wise Cotton Sowing

Gujarat Districtwise Cotton Sowing Till 14-September-2020			
Kutch	632	Saurashtra	15,358
Kutch	632	Surendranagar	3,302
		Rajkot	2,001
North Gujarat	2,008	Jamnagar	940
Banarsakantha	416	Porbandar	43
Patan	470	Junagadh	343
Mehsana	356	Amreli	3,313
Sabarkantha	425	Bhavnagar	2,243
Gandhinagar	176	Morbi	1,580
Aravali	166	Botad	1,418
		Gir Somnath	125
Middle Gujarat	3,232	Devbhumi Dwarka	48
Ahmedabad	1,157		
Anand	22	South Gujarat	1,559
Kheda	163	Surat	46
Panchmahal	140	Narmada	488
Dahod	2	Bharuch	933
Vadodara	792	Dang	0
Mahisagar	48	Navsari	0
Chota Udaipur	907	Valsad	0
		Tapi	92
TOTAL			22,788
TOTAL (Last Year)			26,668
All Figures in '00 Hectares			
Source :- Agriculture, Farmers Welfare and Co-operation Department Government of Gujarat			



GUJCOT TRADE ASSOCIATION

WEEKLY REPORT

19-SEP-2020

Global

US Weekly Export Sales

- Net UPLAND sales of 5,19,600 RB for 2020-2021 were up noticeably from the previous week and from the prior 4-week average. Increases primarily for China (4,40,100 RB, including 1,500 RB switched from Taiwan and decreases of 2,300 RB), Mexico (20,000 RB), Pakistan (17,600 RB), Vietnam (11,300 RB, including 1,300 RB switched from South Korea), and Turkey (7,800 RB), were offset by reductions for Japan (1,100 RB) and South Korea (500 RB).
- UPLAND Exports of 1,87,900 RB were down 19 percent from the previous week and 38 percent from the prior 4-week average. Exports were primarily to China (95,800 RB), Vietnam (26,200 RB), Indonesia (15,300 RB), Mexico (11,600 RB), and Bangladesh (7,300 RB).
- Net sales of PIMA totaling 28,000 RB were up 61 percent from the previous week and 75 percent from the prior 4-week average. Increases were primarily for China (12,600 RB), India (7,600 RB), Vietnam (5,800 RB, including 200 RB switched from Japan), Pakistan (700 RB), and Greece (500 RB), were offset by reductions for Japan (200 RB).
- PIMA Exports of 16,500 RB were up 54 percent from the previous week and 59 percent from the prior 4-week average. The primary destinations were Vietnam (6,700 RB), China (4,000 RB), Bangladesh (1,700 RB), India (1,300 RB), and Pakistan (1,000 RB).

US Export Sales	10-Sep-2020
Marketing Year 2020-21	
Upland Gross Sales	5,23,600
Cancellation	4,000
Net Upland Sales	5,19,600
PIMA Gross Sales	28,000
Cancellation	0
Net PIMA Sales	28,000
Total Gross Sales	5,51,600
Total Cancellation	4,000
Total Net Sales	5,47,600
Shipments	
UPLAND	1,87,900
PIMA	16,500
Total Shipment	2,04,400
Marketing Year 2021-22	
Net Upland Sales	0
Net PIMA Sales	0
Total Net Sales	0
All Figures in US Running Bale	



GUJCOT TRADE ASSOCIATION

WEEKLY REPORT 19-SEP-2020

Gujarat Spot Rate Weekly Changes

Variety	Staple Length	Mic.	12-09-2020	19-09-2020	Change	Change (in Per.)
					W/W	W/W
Shankar 6	29 mm	3.8	35,750	36,100	350	0.97%
Shankar 6	28.5 mm	3.7	35,100	35,350	250	0.71%
V-797	13 % Trash		22,150	22,700	550	2.42%
MCX Spot Rate			17,110	17,490	380	2.17%
USD-INR Exchange			73.53	73.44	-0.09	-0.12%

Average Rate of Last week

Variety	Staple Length	Mic.	Price Range		Average Of 6 Days
			Low	High	
Shankar 6	29	3.8	35,850	36,100	36,017
Shankar 6	28.5	3.7	35,200	35,350	35,275
Shankar 6	28	3.6	No Quote	No Quote	No Quote
Shankar 6	27	3.2	No Quote	No Quote	No Quote
Shankar 6	26	3.0	No Quote	No Quote	No Quote
V-797	13% Trash		22,150	22,700	22,450
MCX Spot Rate			17,220	17,490	17,355
USD Exchange Rate			73.44	73.65	73.53

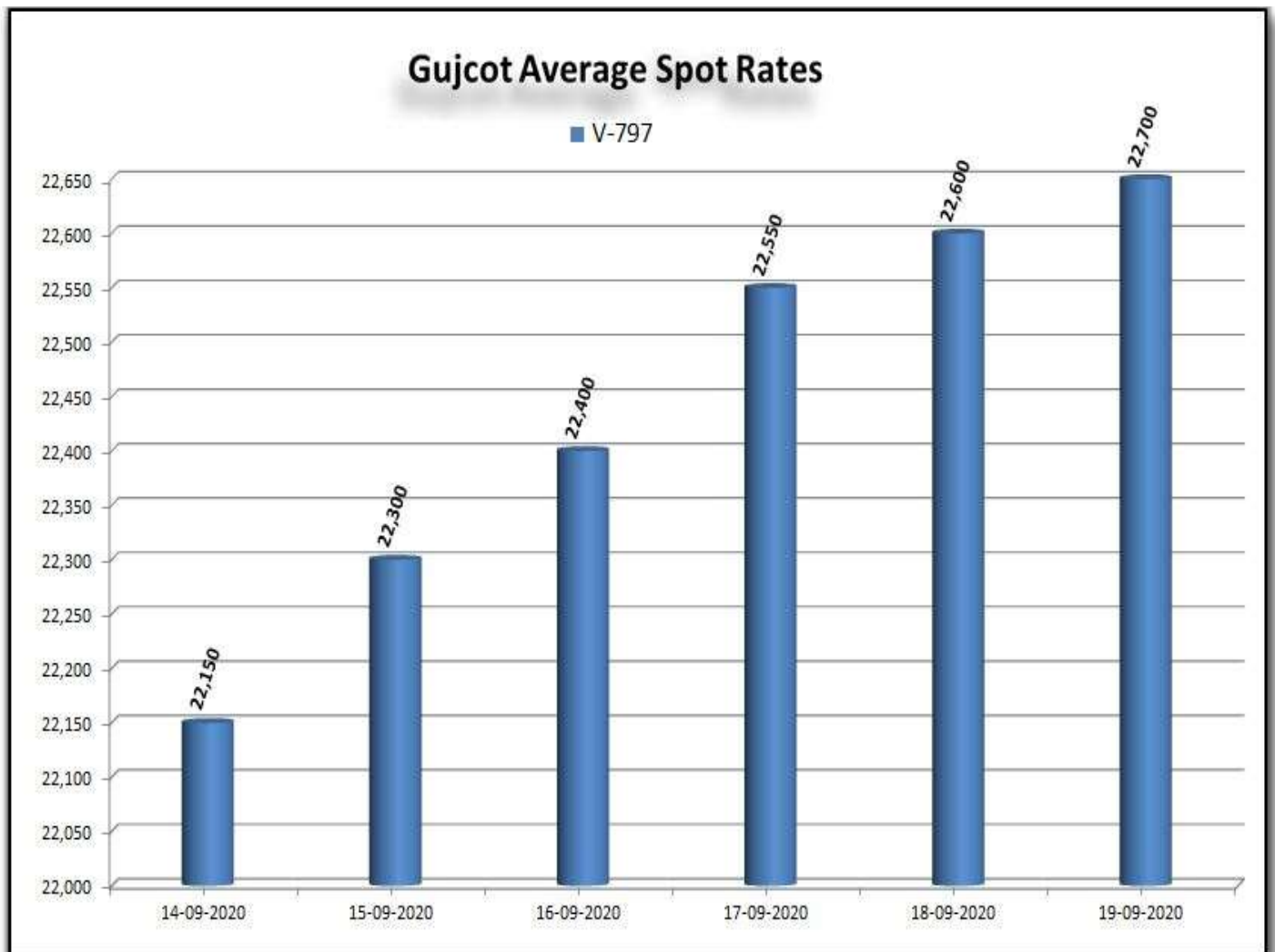
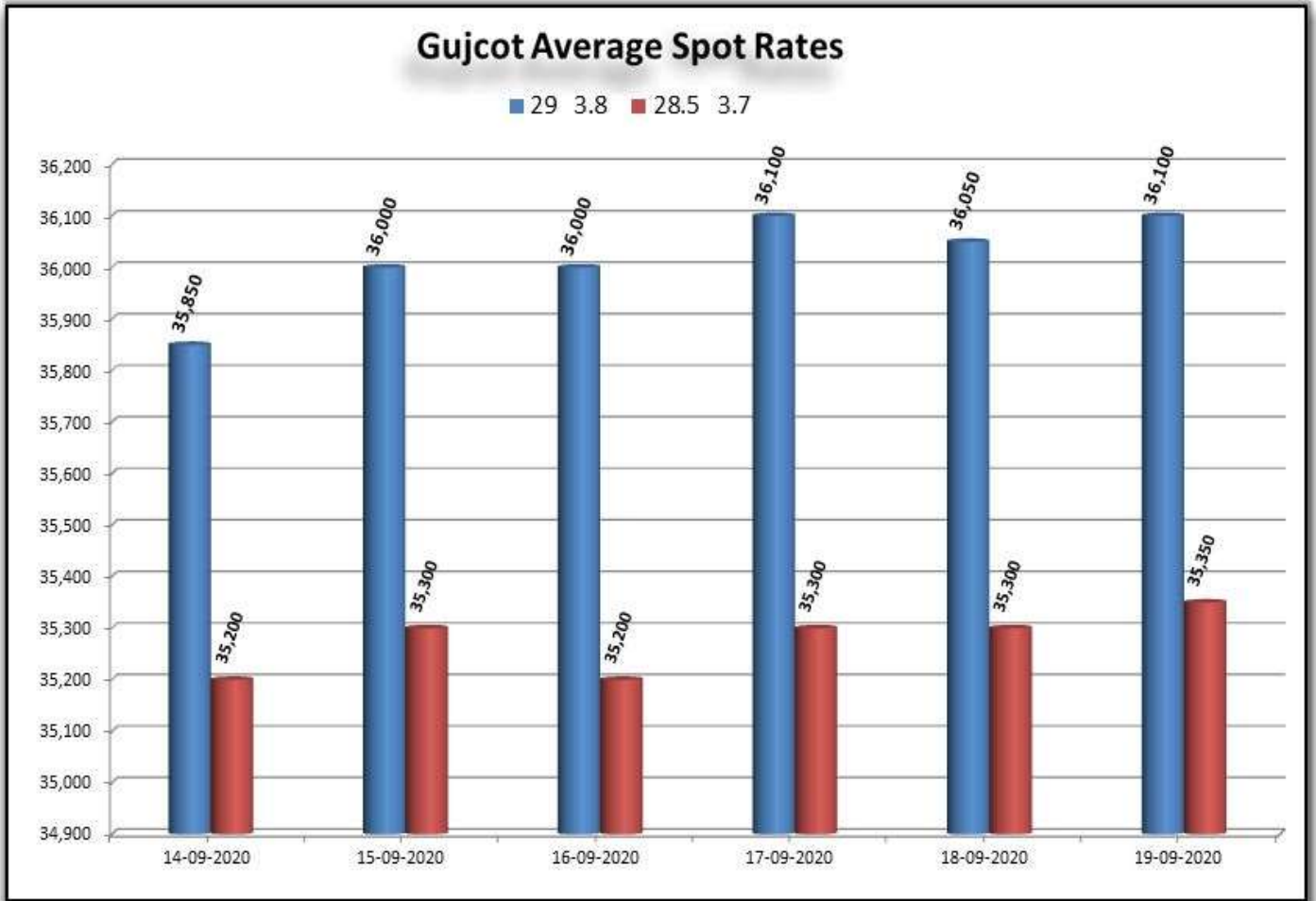
Rate of Last Week

Date	29 3.8	28.5 3.7	V-797	MCX Spot Rate	USD-INR Exchange
14-09-2020	35,850	35,200	22,150	17,220	73.47
15-09-2020	36,000	35,300	22,300	17,300	73.64
16-09-2020	36,000	35,200	22,400	17,280	73.52
17-09-2020	36,100	35,300	22,550	17,350	73.65
18-09-2020	36,050	35,300	22,600	17,490	73.44
19-09-2020	36,100	35,350	22,700	17,490	73.44



GUJCOT TRADE ASSOCIATION

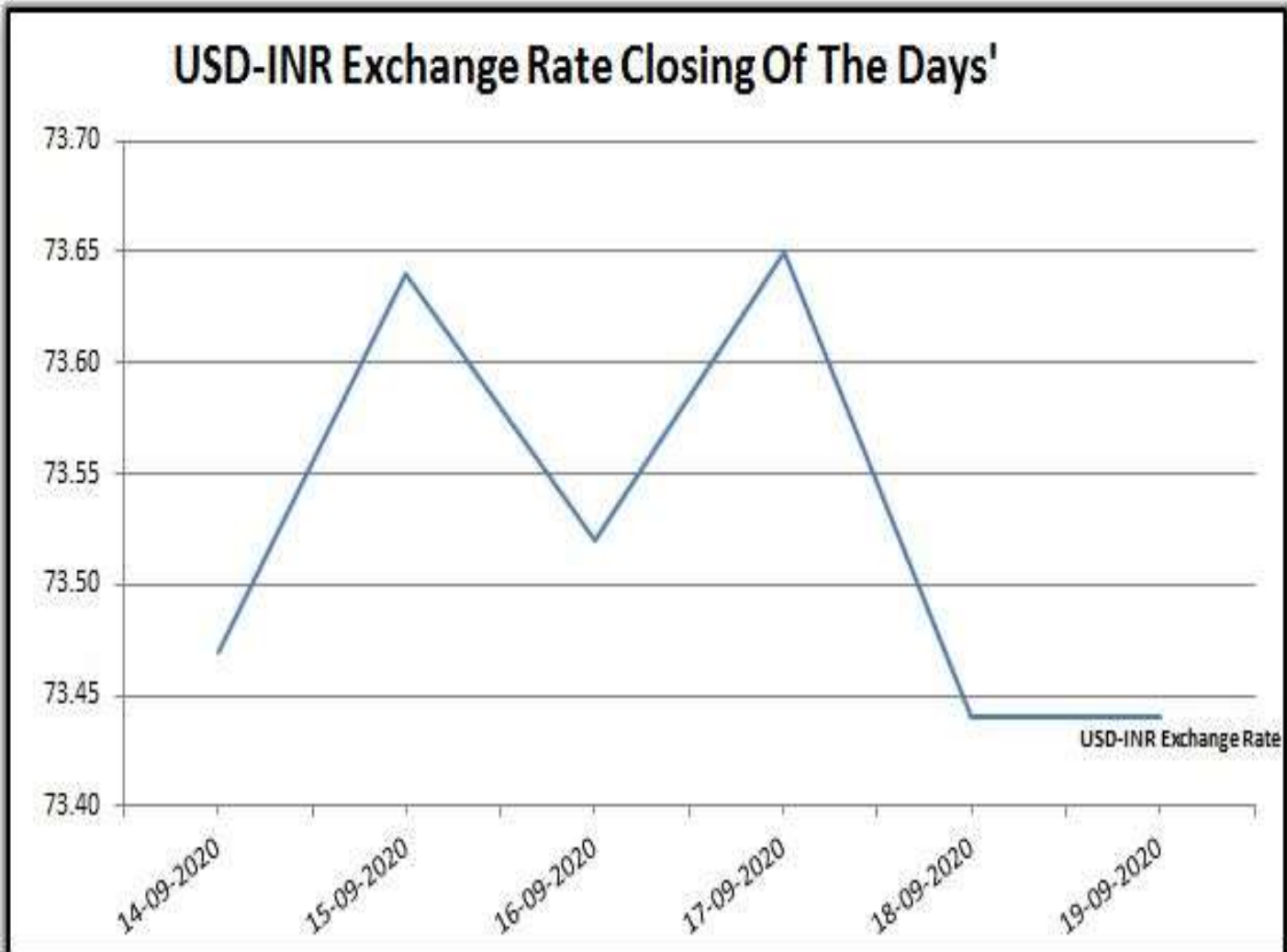
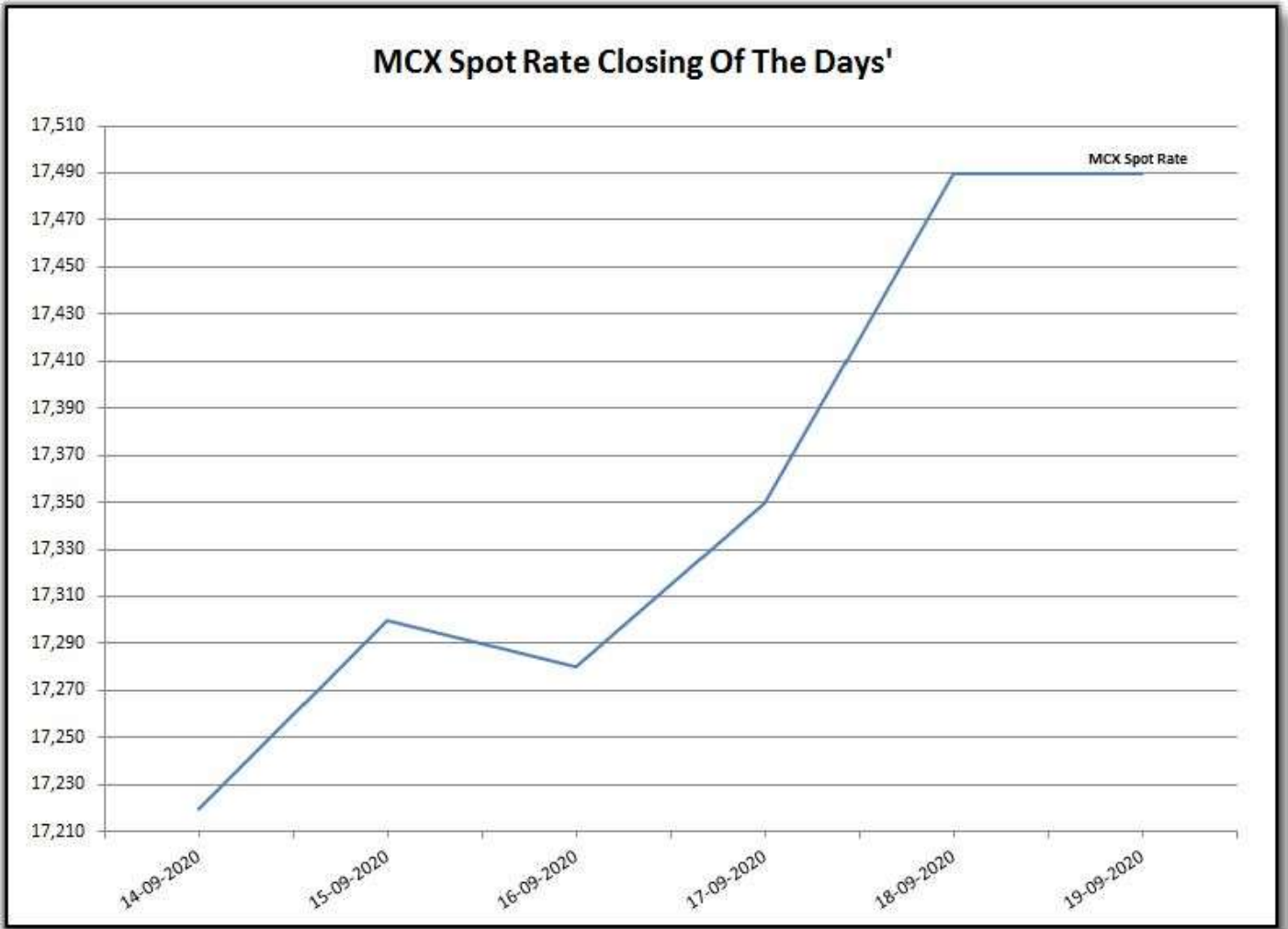
WEEKLY REPORT 19-SEP-2020





GUJCOT TRADE ASSOCIATION

WEEKLY REPORT 19-SEP-2020

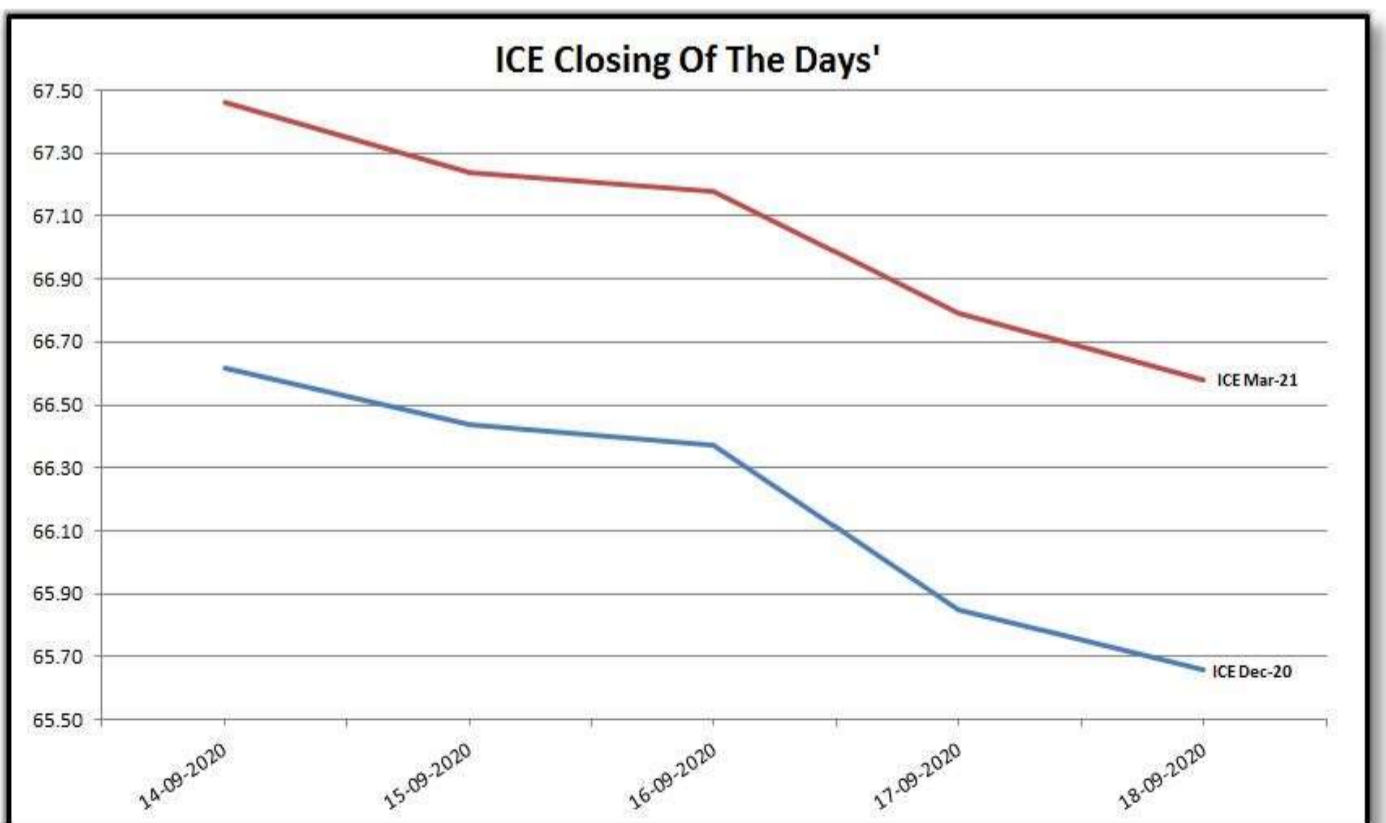
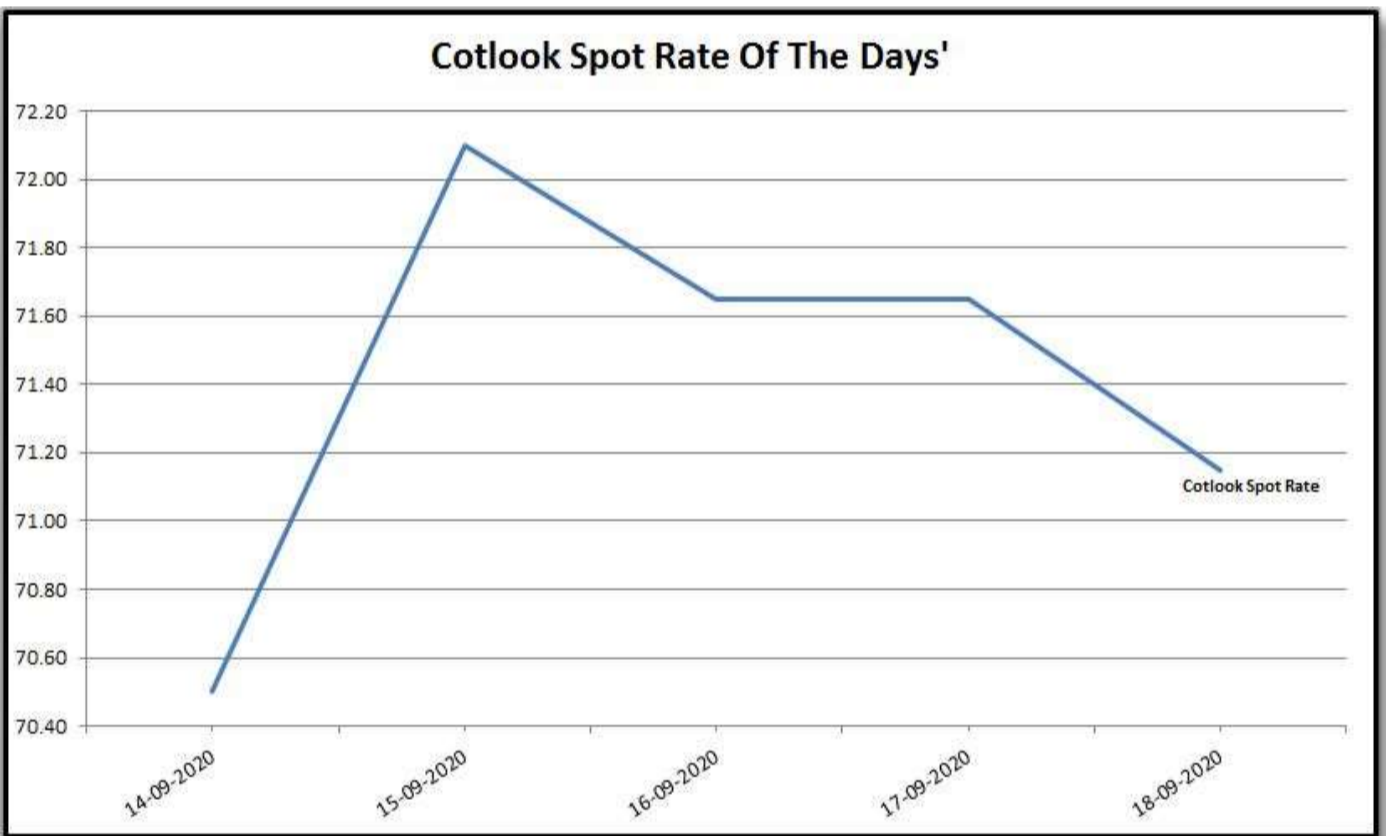




GUJCOT TRADE ASSOCIATION

WEEKLY REPORT 19-SEP-2020

Foreign Indices			
Date	Cotlook	ICE	
	Spot Rate	Dec-20	Mar-21
14-09-2020	70.50	66.62	67.46
15-09-2020	72.10	66.44	67.24
16-09-2020	71.65	66.37	67.18
17-09-2020	71.65	65.85	66.79
18-09-2020	71.15	65.66	66.58



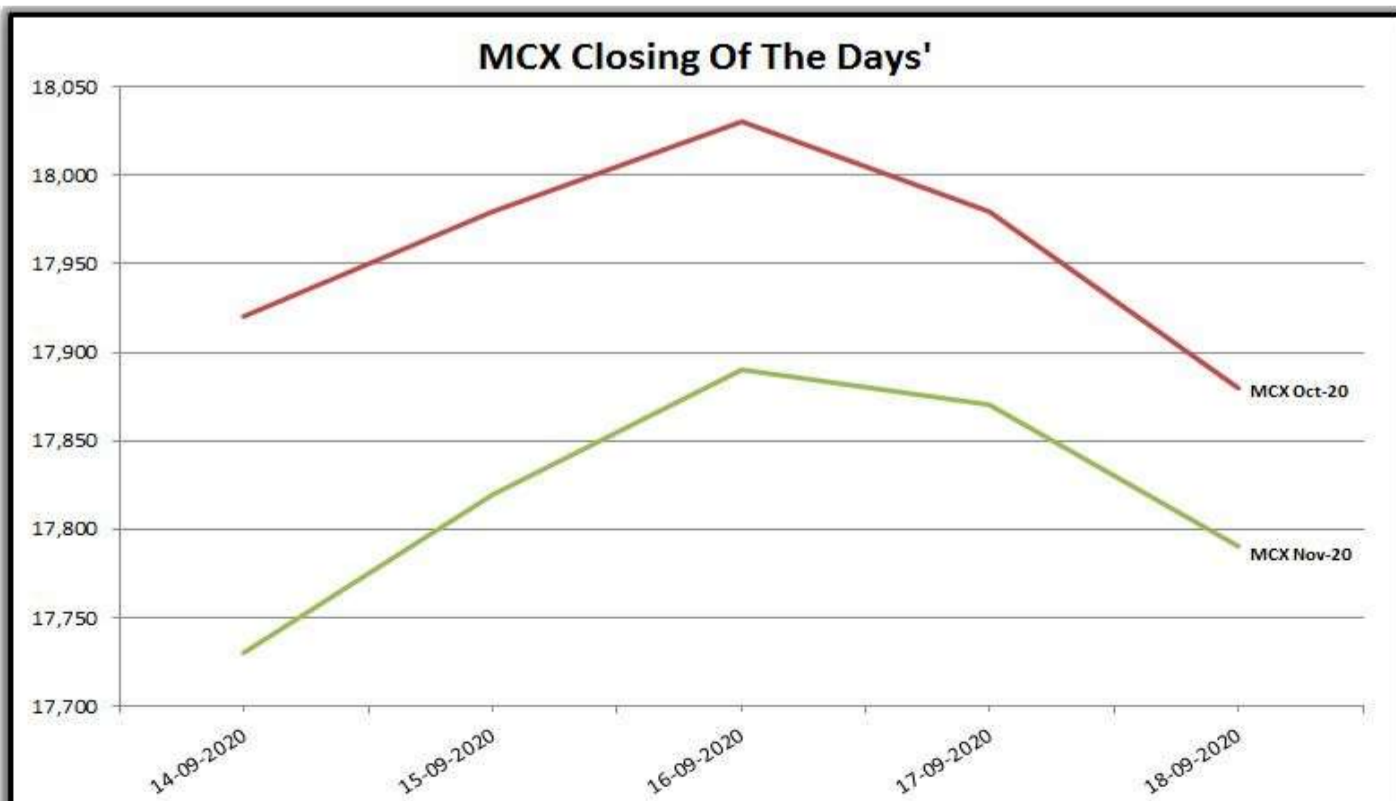
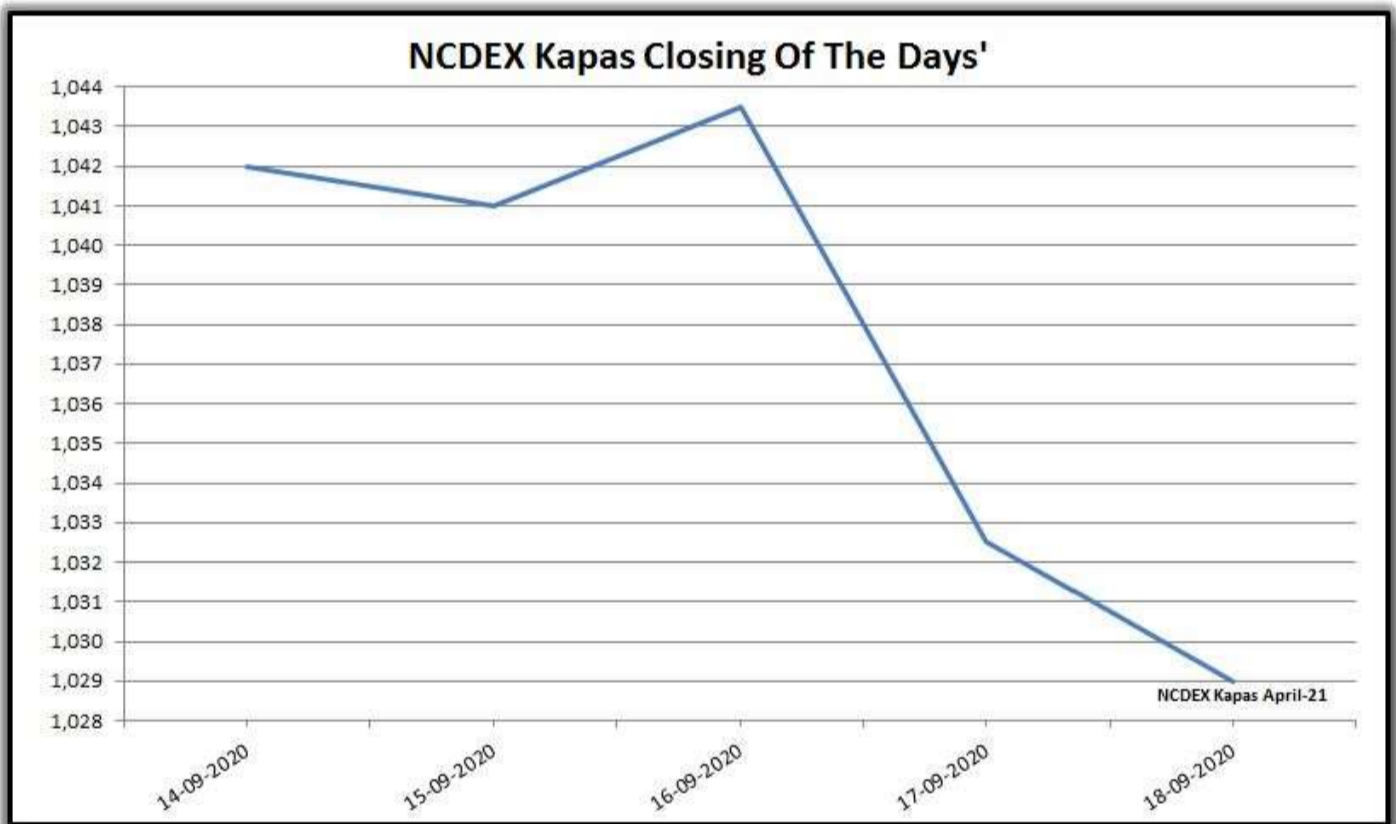


GUJCOT TRADE ASSOCIATION

WEEKLY REPORT 19-SEP-2020

Indian Indices

Date	NCDEX Kapas	MCX	
	30-Apr-2021	OCT-20	NOV-20
14-09-2020	1042.00	17,920	17,730
15-09-2020	1041.00	17,980	17,820
16-09-2020	1043.50	18,030	17,890
17-09-2020	1032.50	17,980	17,870
18-09-2020	1029.00	17,880	17,790



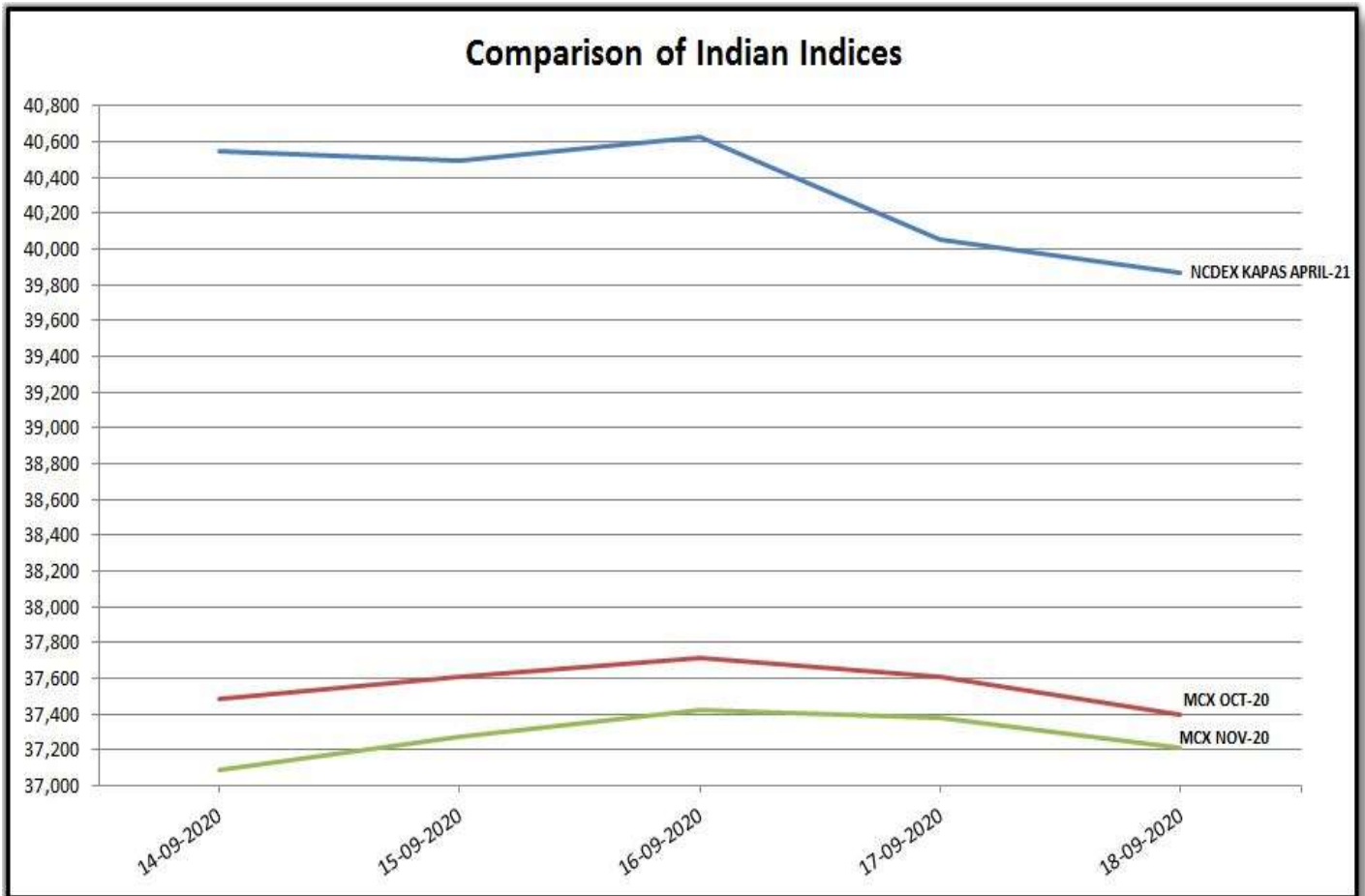


GUJCOT TRADE ASSOCIATION

WEEKLY REPORT 19-SEP-2020

Indian Indices in Candy Rate			
Date	NCDEX Kapas	MCX	
	April	Oct-20	Nov-20
14-09-2020	40,548	37,483	37,086
15-09-2020	40,495	37,609	37,274
16-09-2020	40,626	37,713	37,421
17-09-2020	40,051	37,609	37,379
18-09-2020	39,868	37,400	37,211

Remark :- For NCDEX Kapas we have taken seed rate 475/20 Kg to convert in Candy.

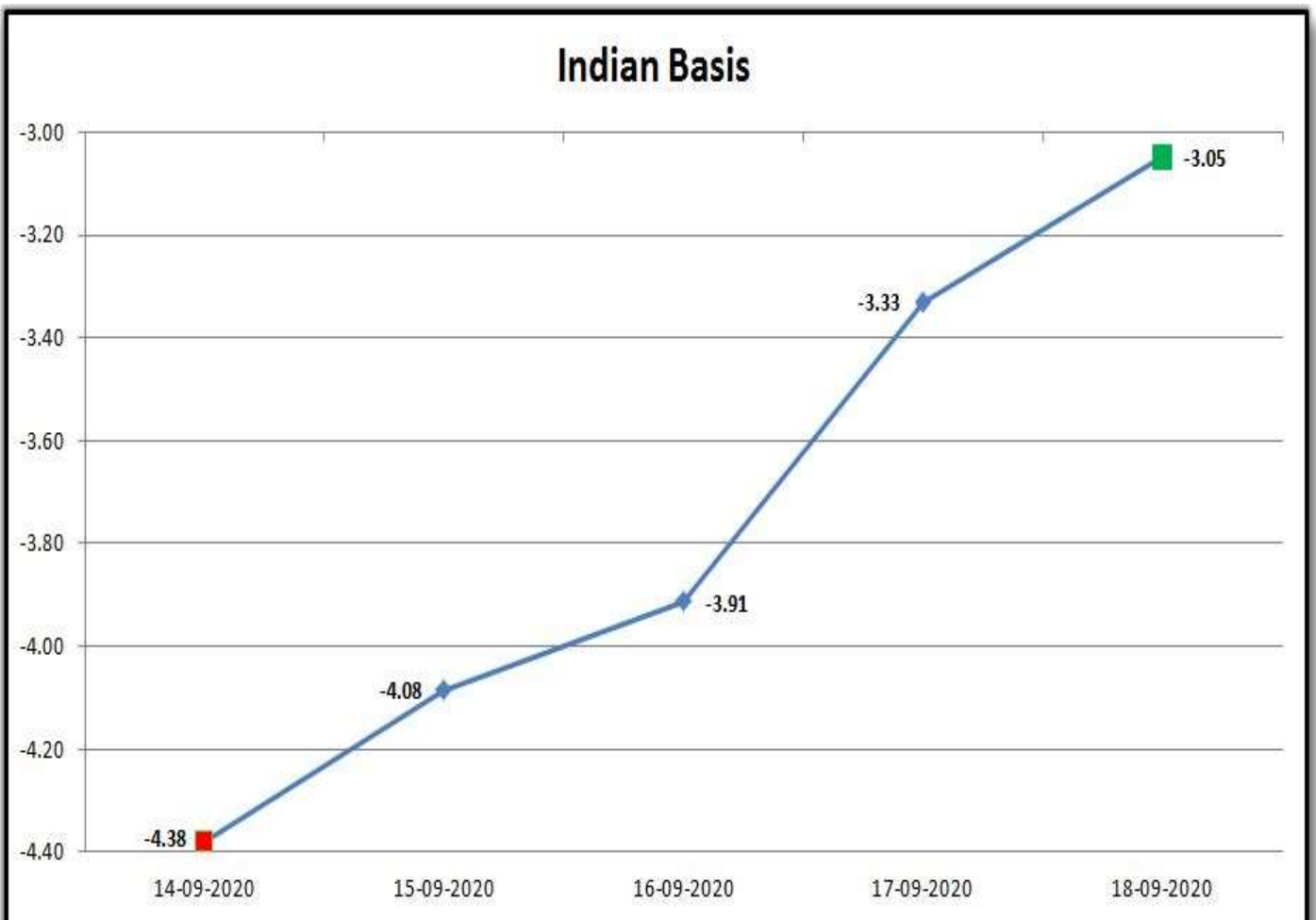




GUJCOT TRADE ASSOCIATION

WEEKLY REPORT 19-SEP-2020

Indian Basis					
DATE	29 MM	USD-INR	CENTS/LB	ICE DEC	BASIS
14-09-2020	35,850	73.47	62.24	66.62	-4.38
15-09-2020	36,000	73.64	62.36	66.44	-4.08
16-09-2020	36,000	73.52	62.46	66.37	-3.91
17-09-2020	36,100	73.65	62.52	65.85	-3.33
18-09-2020	36,050	73.44	62.61	65.66	-3.05





GUJCOT TRADE ASSOCIATION

WEEKLY REPORT

19-SEP-2020

IN THE WEEK AHEAD

- Friday at 2:30 p.m. Central – Commitments of Traders
- Monday at 3:00 p.m. Central – Crop Progress Report
- Thursday at 7:30 a.m. Central – Export Sales Report
- Thursday at 2:30 p.m. Central – Cotton-On-Call

One stop solution for all cotton related reports and information.

Visit <https://www.gujcot.com>. It's updated every day in real time.

You can view

- Gujarat Daily Spot Rate at 5:30 pm and Historical Data
- Gujarat Latest Pressing Report and Historical Data
- Daily Weather Report
- Cotton Advisory Board Balance sheet and Area, Production, Yield reports from cotton season 1991-1992 to 2017-2018 estimate available from Menu->Reports
- All Historical Gujcot Weekly Reports Menu->Reports
- All India Cotton Sowing data
- Gujarat Cotton Sowing District wise Report
- US Export Sales Report
- US Crop Progress Report
- China Cotton Auction Update
- International Cotton Indices and Spot Rates.
- USDA WASDE Report
- ICE Cotton On Call Report
- And All other National & International reports and upcoming events

Report Sponsors:

Click on Sponsor's Logo to visit Sponsor's Website



Kamal Cotton Traders (P) Ltd.



Basil Commodities Pvt. Ltd.

Report prepared by

Kalpesh Patel

Manager

Gujcot Trade Association