



# GUJCOT TRADE ASSOCIATION

WEEKLY REPORT      20-JUN-2020

## Market Movement from 15th Jun 2020 to 20th Jun 2020

- NY July contract on expiry and first notice day on next Wednesday. Roll over to December contract by funds and specs give some liquidity to the July contract. July contract open interest is significantly down and in next week it will be very low. During this week due to limited certified stock July gained 172 points and now front month December gained 78 points. Leaving July December invert to 175 points.
- U.S. Export Sales was better than expected. China and Vietnam were main buyers. Shipments were well above the average needed to hit the USDA's export target.
- Indian physical market was slightly lower on opening day of the week. Reduction in CCI effective sale price has brought CCI sale quotation close to market price. New change in prices by CCI is market friendly. Thought it will cap ginnings/stockiest stock price.
- Gujcot Spot Rate remained in small range of 33,100-33,400.
- CCI's new procurement continued in Gujarat and Maharashtra where major arrivals are coming.
- Daily all India daily arrival remained 65,000 to 75,000 bales during this week.
- Daily Gujarat daily arrival remained 25,000 to 27,000 bales during this week.
- Gujarat Cotton sowing reached to 6,05,700 hectares.
- Indian rupee remained weaker between 76.02 to 76.21 against USD compared to last week.



# GUJCOT TRADE ASSOCIATION

WEEKLY REPORT 20-JUN-2020

## Gujarat District wise Cotton Sowing

Gujarat Districtwise Cotton Sowing Till 15-June-2020			
<b>Kutch</b>	<b>190</b>	<b>Saurashtra</b>	<b>5,252</b>
Kutch	190	Surendranagar	432
		Rajkot	826
<b>North Gujarat</b>	<b>395</b>	Jamnagar	132
Banarsakantha	100	Porbandar	4
Patan	99	Junagadh	125
Mehsana	90	Amreli	2,173
Sabarkantha	19	Bhavnagar	820
Gandhinagar	80	Morbi	255
Aravali	6	Botad	439
		Gir Somnath	34
<b>Middle Gujarat</b>	<b>187</b>	Devbhumi Dwarka	13
Ahmedabad	20		
Anand	5	<b>South Gujarat</b>	<b>33</b>
Kheda	9	Surat	1
Panchmahal	1	Narmada	0
Dahod	0	Bharuch	30
Vadodara	119	Dang	0
Mahisagar	0	Navsari	0
Chota Udaipur	33	Valsad	0
		Tapi	2
<b>TOTAL</b>			<b>6,057</b>
<b>TOTAL (Last Year)</b>			<b>1,609</b>
<b>All Figures in '00 Hectares</b>			
Source :- Agriculture, Farmers Welfare and Co-operation Department Government of Gujarat			



# GUJCOT TRADE ASSOCIATION

## WEEKLY REPORT

20-JUN-2020

### Global

#### US Weekly Export Sales

- Net UPLAND sales of 97,600 RB for 2019-2020 were down 76 percent from the previous week and 31 percent from the prior 4-week average. Increases reported for China (90,700 RB), Vietnam (19,000 RB, including 300 RB switched from Japan) and decreases of 1,000 RB, Thailand (2,100 RB, including 200 RB switched from Japan), Indonesia (1,600 RB, including 1,000 RB switched from Japan), and Taiwan (400 RB), were offset by reductions primarily for Turkey (6,800 RB), El Salvador (4,000 RB), Mexico (2,100 RB), and Japan (1,800 RB).
- For 2020-2021, net UPLAND sales of 1,48,400 RB were primarily for Vietnam (1,00,300 RB), China (24,200 RB), and Turkey (17,700 RB).
- UPLAND Exports of 3,48,300 RB were up 18 percent from the previous week and 32 percent from the prior 4-week average. Exports were primarily to China (1,23,500 RB), Vietnam (89,900 RB), Turkey (49,900 RB), Pakistan (24,000 RB), and Bangladesh (13,300 RB).
- Net sales of PIMA totaling 4,900 RB were up 45 percent from the previous week and 35 percent from the prior 4-week average. Increases reported for Peru (2,200 RB), India (1,800 RB), China (1,300 RB), and Brazil (100 RB), were offset by reductions for Pakistan (400 RB) and Honduras (100 RB).
- PIMA Exports of 5,900 RB were down 60 percent from the previous week, but up 4 percent from the prior 4-week average. The destinations were primarily to China (3,500 RB), El Salvador (800 RB), Turkey (800 RB), and Austria (700 RB).

US Export Sales	11-Jun-2020
<b>Marketing Year 2019-20</b>	
Upland Gross Sales	1,17,800
Cancellation	20,200
<b>Net Upland Sales</b>	<b>97,600</b>
PIMA Gross Sales	5,900
Cancellation	900
<b>Net PIMA Sales</b>	<b>5,000</b>
Total Gross Sales	1,23,700
Total Cancellation	21,100
<b>Total Net Sales</b>	<b>1,02,600</b>
<b>Shipments</b>	
UPLAND	3,48,300
PIMA	5,900
<b>Total Shipment</b>	<b>3,54,200</b>
<b>Marketing Year 2020-21</b>	
Net Upland Sales	1,48,400
Net PIMA Sales	0
<b>Total Net Sales</b>	<b>1,48,400</b>
All Figures in US Running Bale	



# GUJCOT TRADE ASSOCIATION

## WEEKLY REPORT 20-JUN-2020

### Gujarat Spot Rate Weekly Changes

Variety	Staple Length	Mic.	13-06-2020	20-06-2020	Change	Change (in Per.)
					W/W	W/W
Shankar 6	29 mm	3.8	33,500	33,450	-50	-0.15%
Shankar 6	28.5 mm	3.7	32,900	32,950	50	0.15%
V-797	13 % Trash		21,650	21,450	-200	-0.93%
MCX Spot Rate			16,220	16,020	-200	-1.25%
USD-INR Exchange			75.84	76.18	0.34	0.45%

### Average Rate of Last week

Variety	Staple Length	Mic.	Price Range		Average Of 6 Days
			Low	High	
Shankar 6	29	3.8	33,150	33,450	33,308
Shankar 6	28.5	3.7	32,650	32,950	32,808
Shankar 6	28	3.6	No Quote	No Quote	No Quote
Shankar 6	27	3.2	No Quote	No Quote	No Quote
Shankar 6	26	3.0	No Quote	No Quote	No Quote
V-797	13% Trash		21,250	21,500	21,367
MCX Spot Rate			15,900	16,110	15,997
USD Exchange Rate			76.02	76.21	76.15

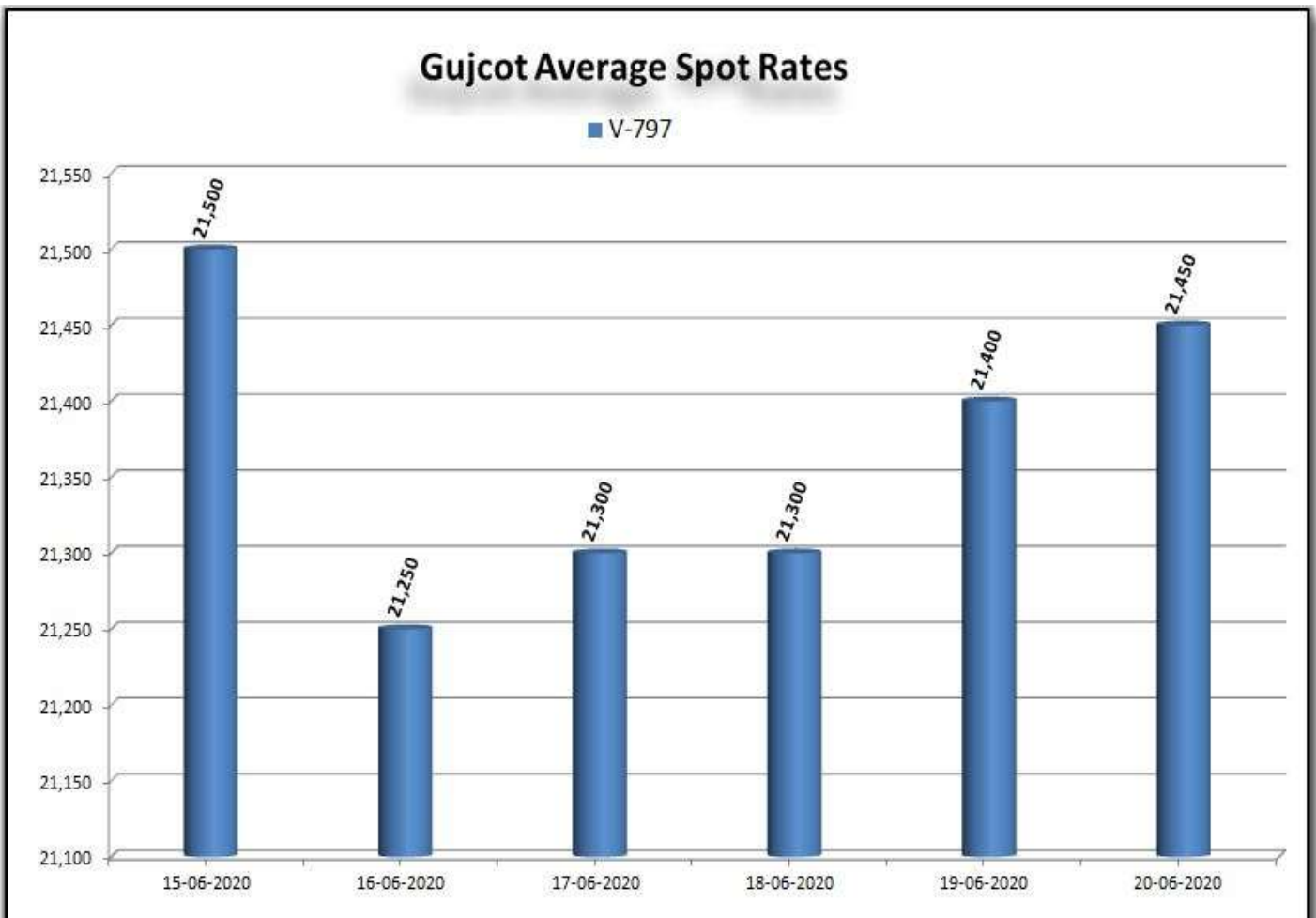
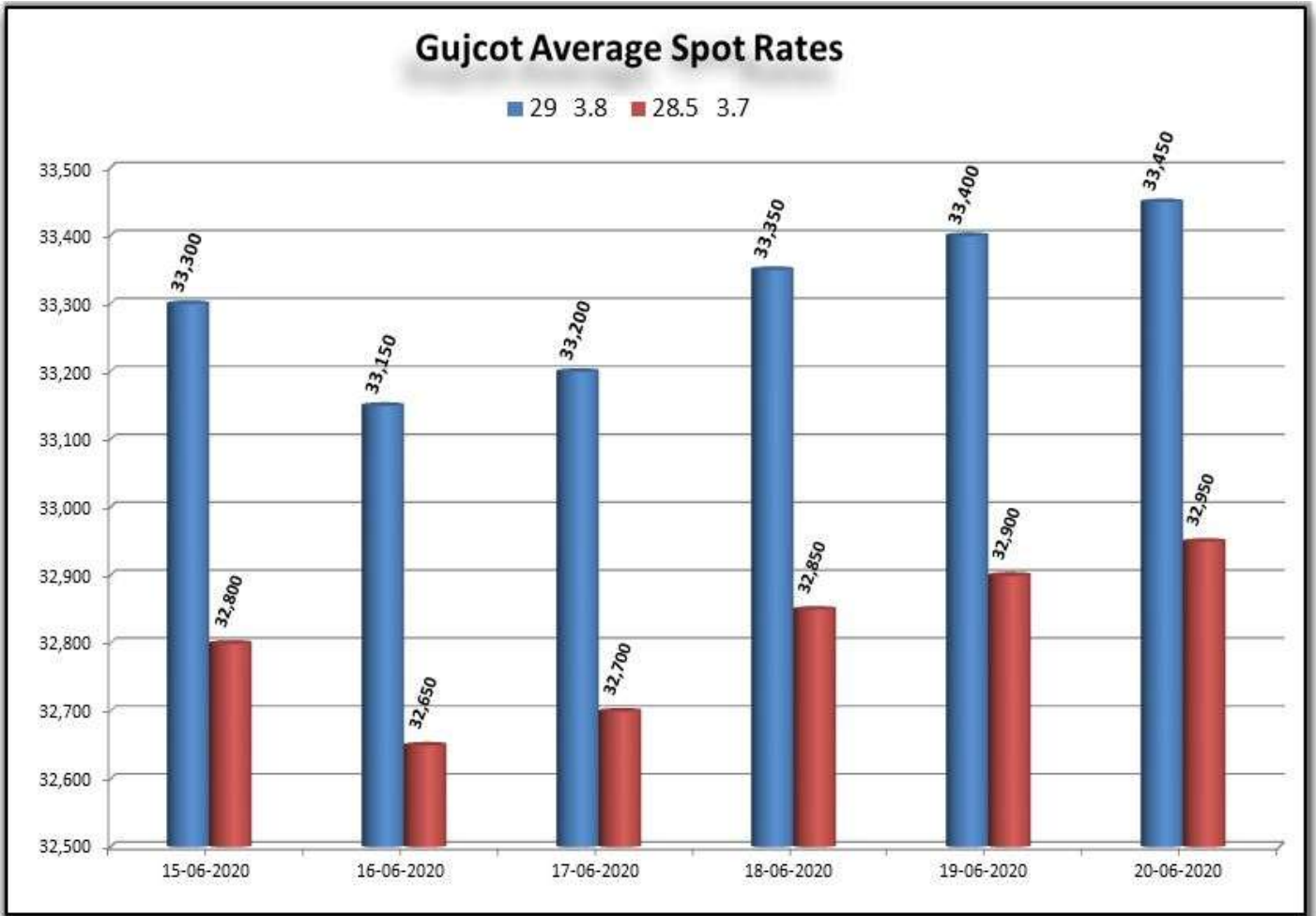
### Rate of Last Week

Date	29 3.8	28.5 3.7	V-797	MCX Spot Rate	USD-INR Exchange
15-06-2020	33,300	32,800	21,500	16,110	76.02
16-06-2020	33,150	32,650	21,250	15,940	76.21
17-06-2020	33,200	32,700	21,300	15,900	76.15
18-06-2020	33,350	32,850	21,300	15,990	76.14
19-06-2020	33,400	32,900	21,400	16,020	76.18
20-06-2020	33,450	32,950	21,450	16,020	76.18



# GUJCOT TRADE ASSOCIATION

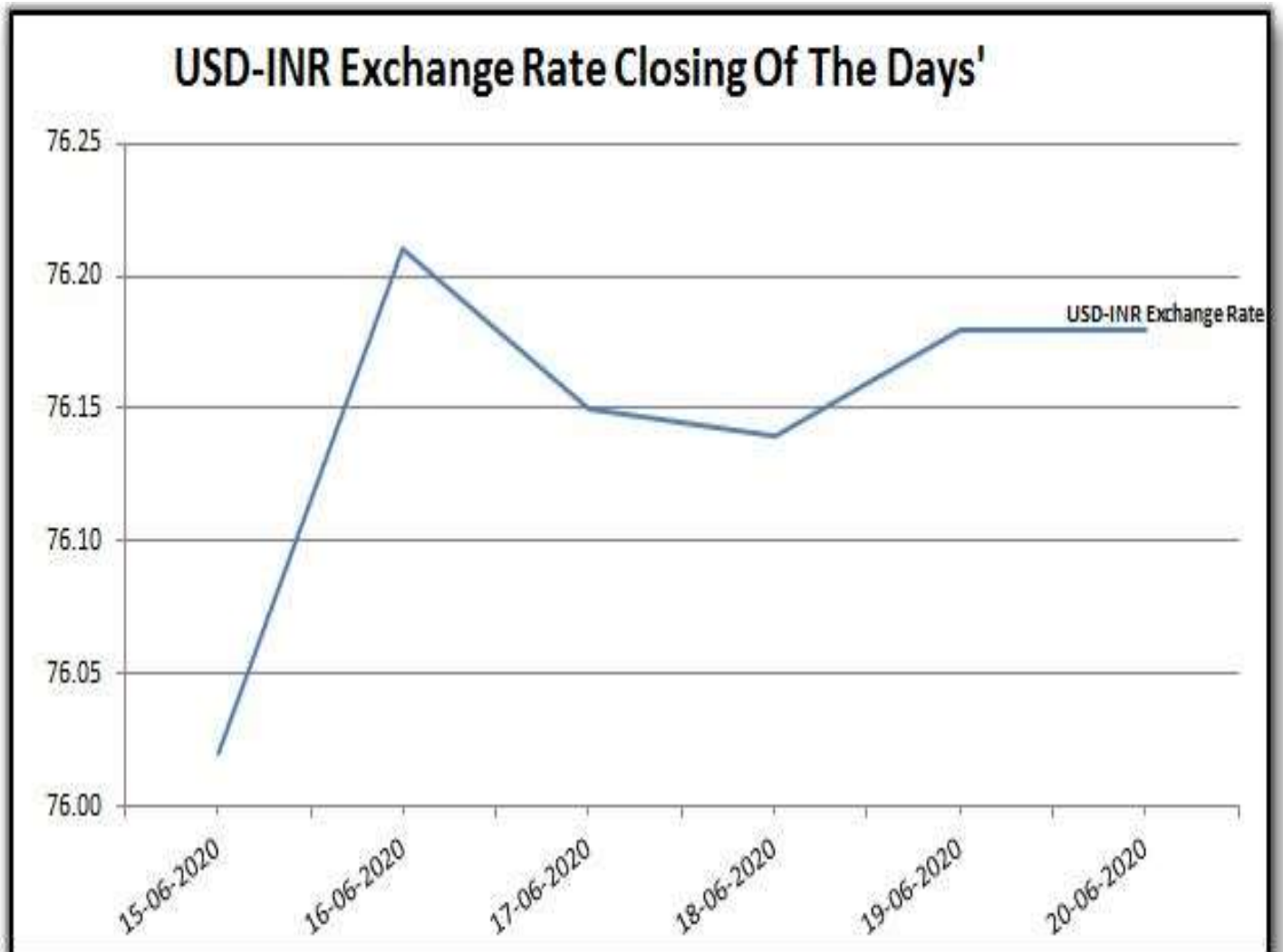
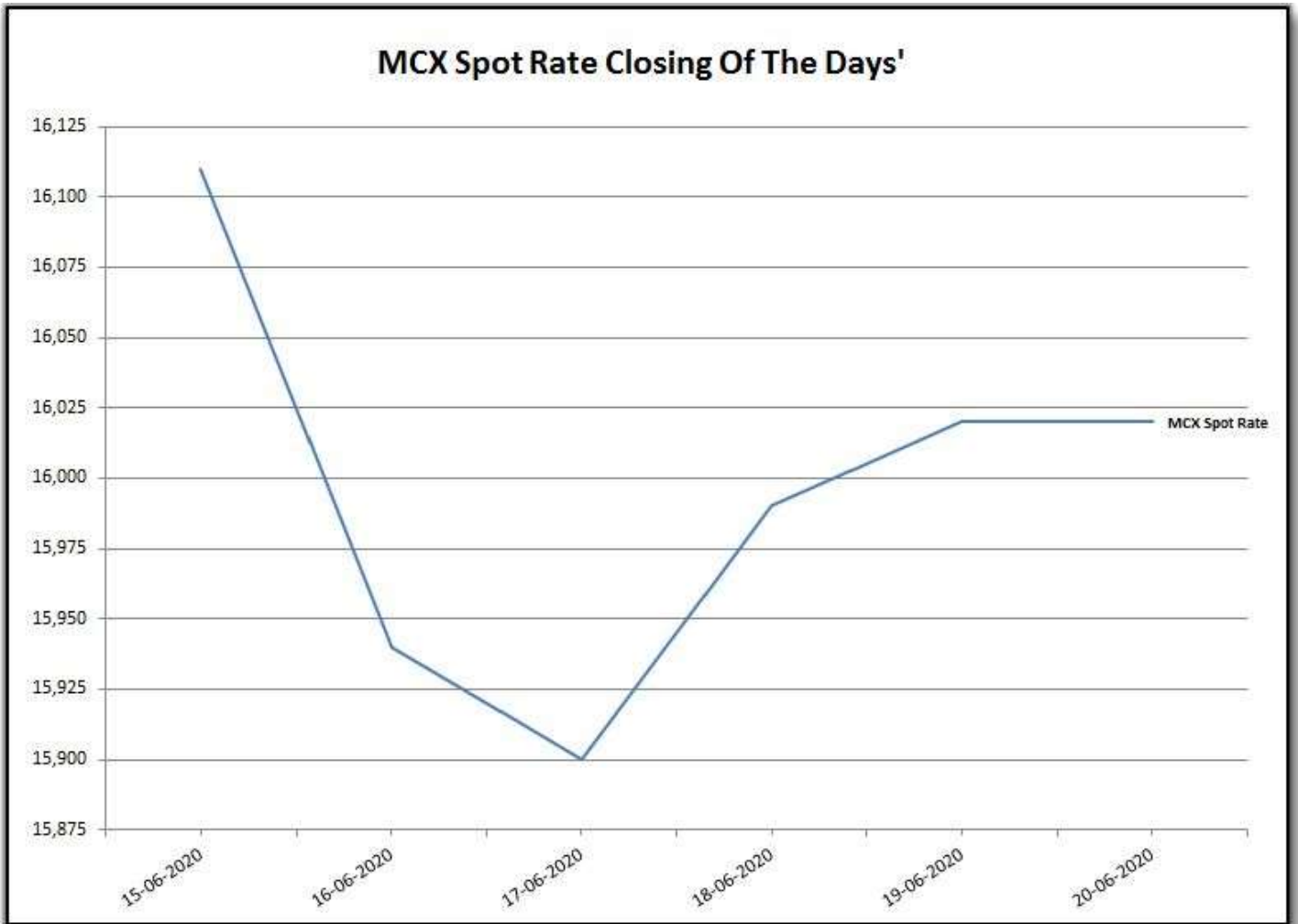
WEEKLY REPORT 20-JUN-2020





# GUJCOT TRADE ASSOCIATION

## WEEKLY REPORT 20-JUN-2020

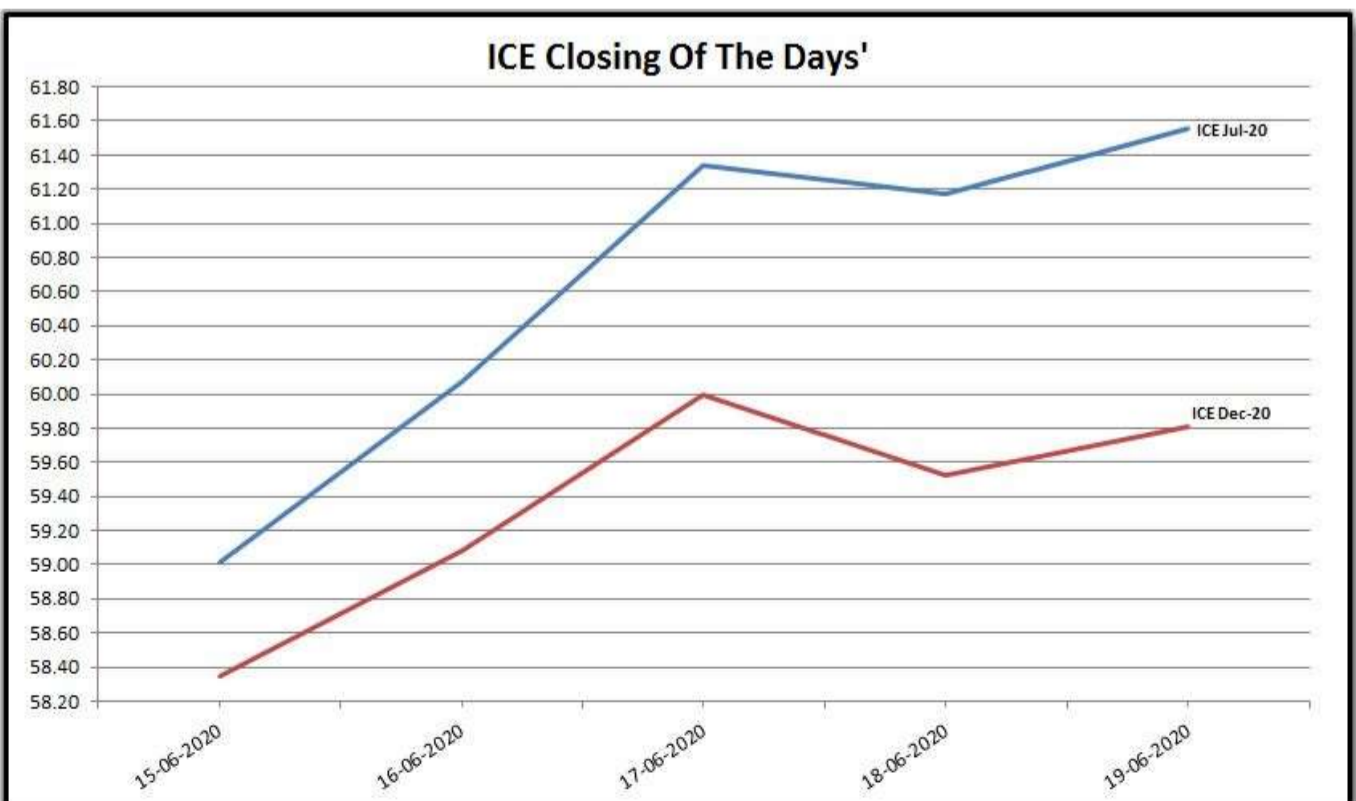
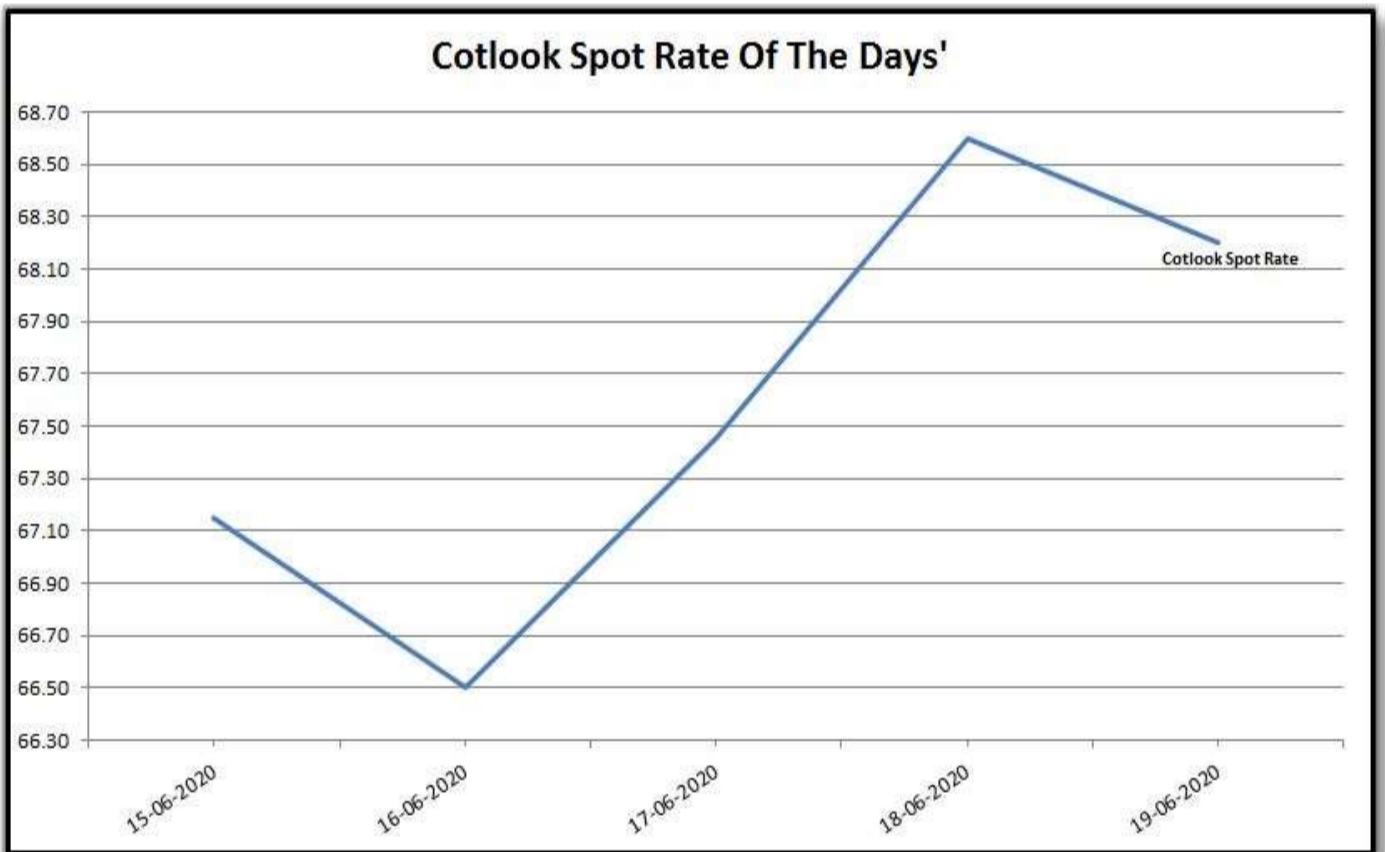




# GUJCOT TRADE ASSOCIATION

WEEKLY REPORT 20-JUN-2020

Foreign Indices			
Date	Cotlook	ICE	
	Spot Rate	Jul-20	Dec-20
15-06-2020	67.15	59.01	58.35
16-06-2020	66.50	60.07	59.08
17-06-2020	67.45	61.34	60.00
18-06-2020	68.60	61.17	59.52
19-06-2020	68.20	61.56	59.81



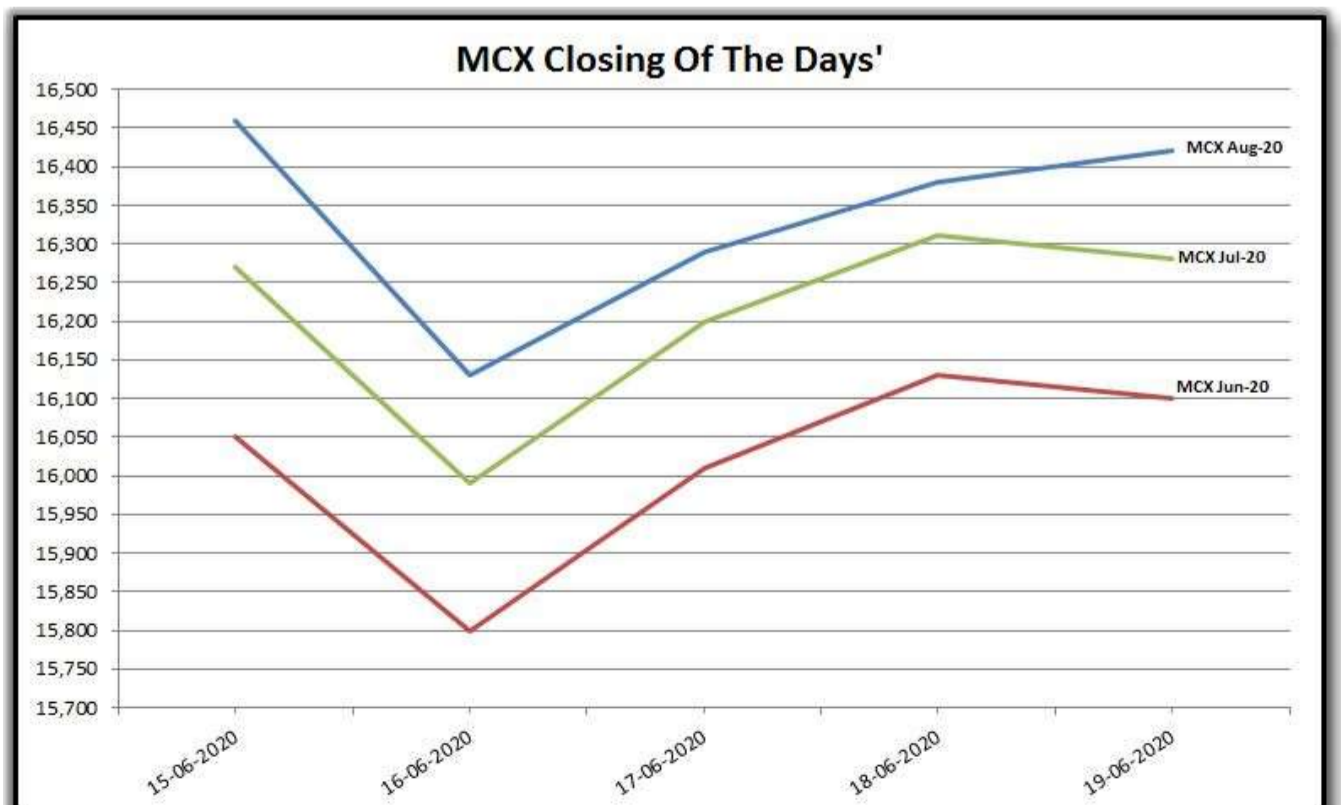
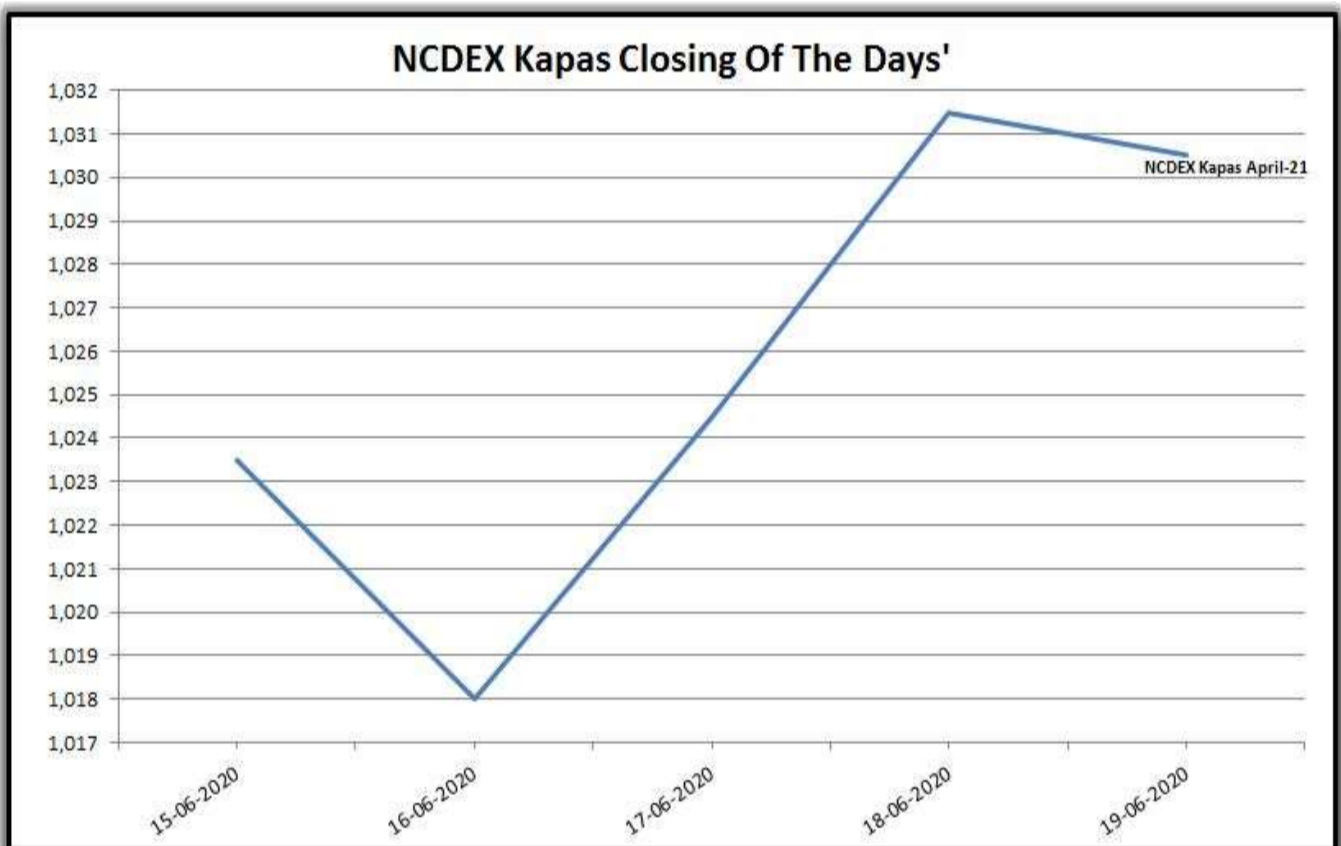


# GUJCOT TRADE ASSOCIATION

## WEEKLY REPORT 20-JUN-2020

### Indian Indices

Date	NCDEX Kapas	MCX		
	30-Apr-2021	Jun-20	Jul-20	Aug-20
15-06-2020	1023.50	16,050	16,270	16,460
16-06-2020	1018.00	15,800	15,990	16,130
17-06-2020	1024.50	16,010	16,200	16,290
18-06-2020	1031.50	16,130	16,310	16,380
19-06-2020	1030.50	16,100	16,280	16,420





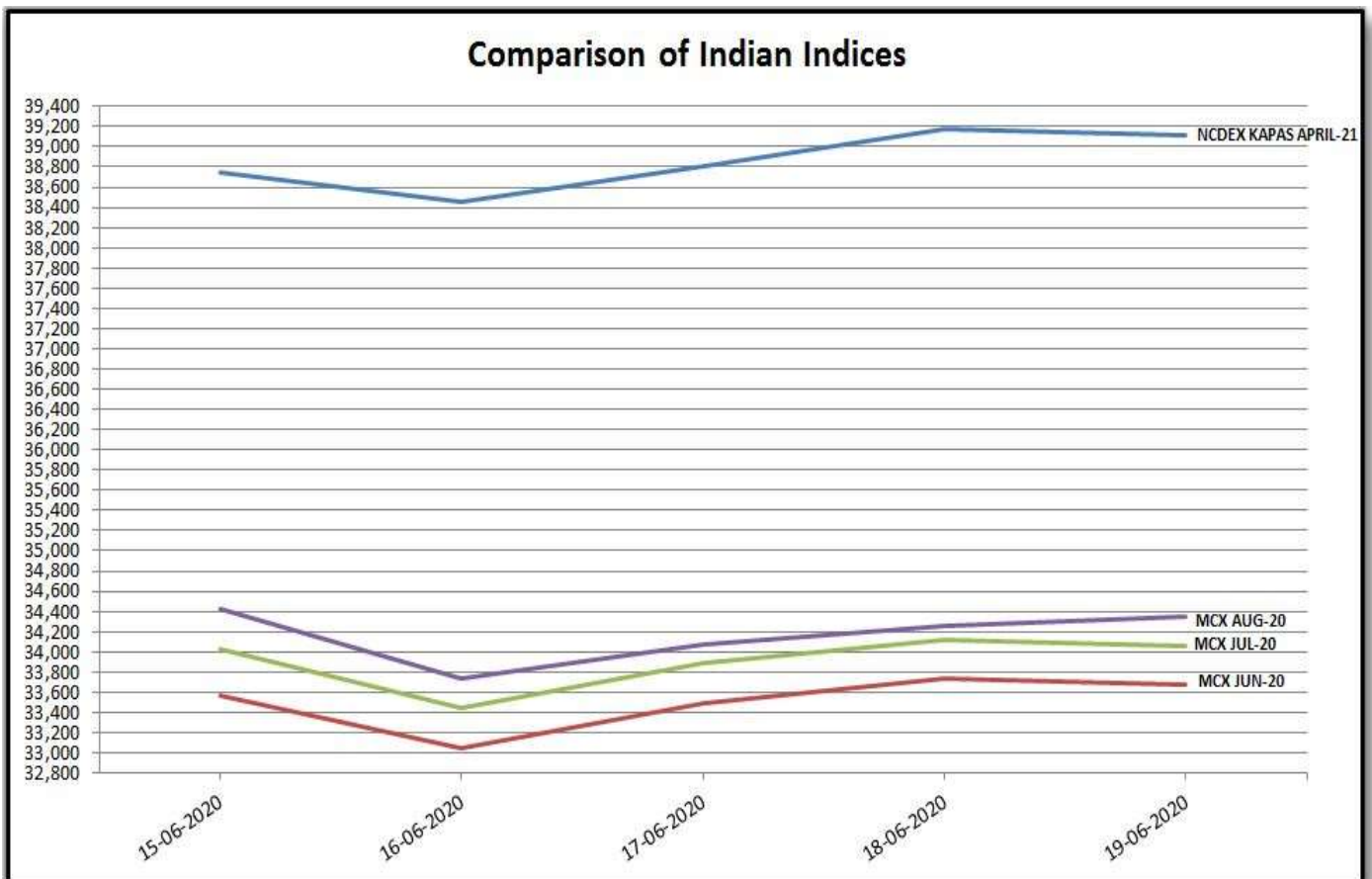


# GUJCOT TRADE ASSOCIATION

## WEEKLY REPORT 20-JUN-2020

Indian Indices in Candy Rate				
Date	NCDEX Kapas	MCX		
	April	Jun-20	Jul-20	Aug-20
15-06-2020	38,750	33,572	34,032	34,429
16-06-2020	38,462	33,049	33,446	33,739
17-06-2020	38,802	33,488	33,886	34,074
18-06-2020	39,168	33,739	34,116	34,262
19-06-2020	39,116	33,676	34,053	34,346

Remark :- For NCDEX Kapas we have taken seed rate 500/20 Kg to convert in Candy.

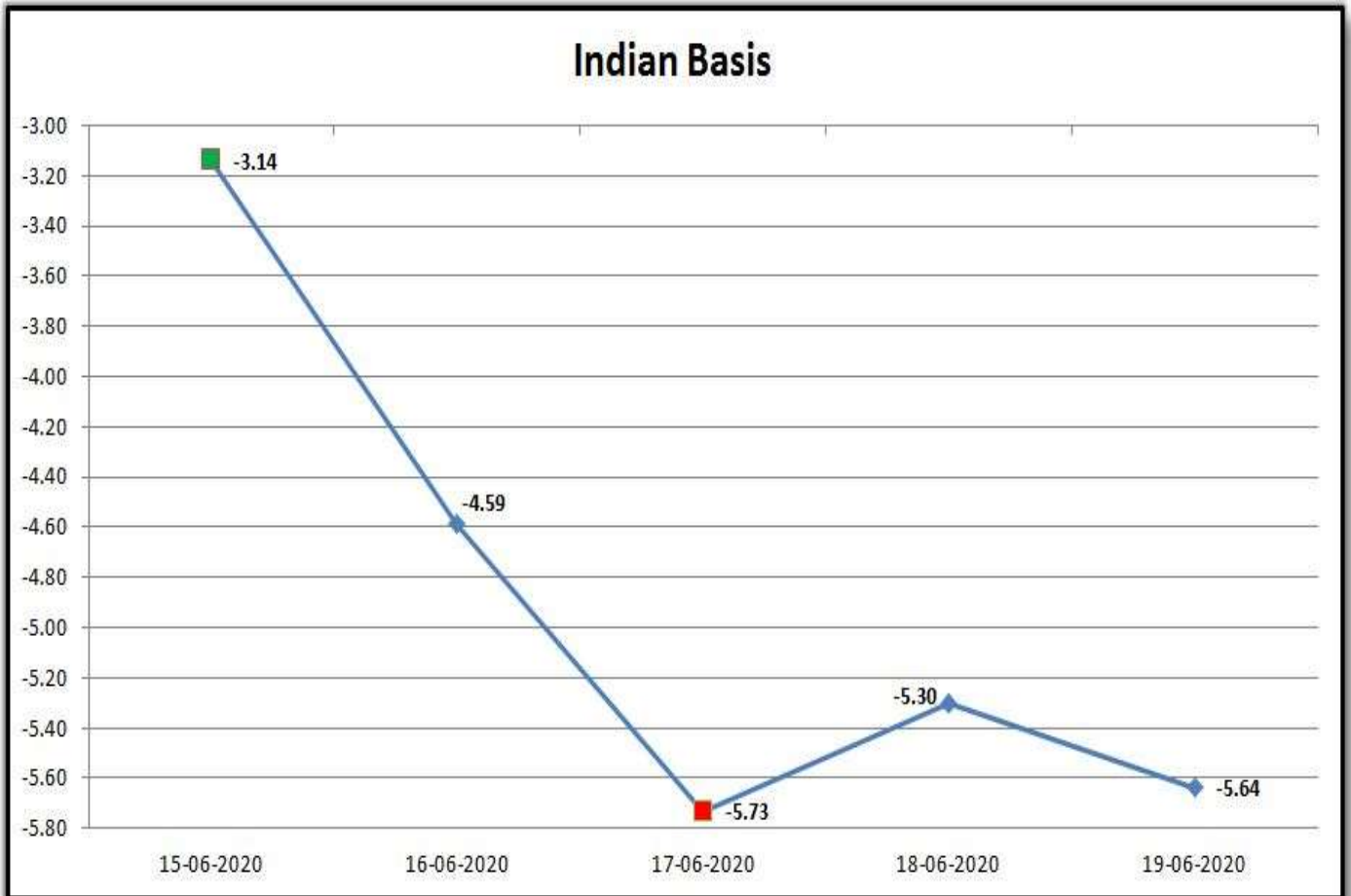




# GUJCOT TRADE ASSOCIATION

## WEEKLY REPORT 20-JUN-2020

Indian Basis					
DATE	29 MM	USD-INR	CENTS/LB	ICE JUL	BASIS
15-06-2020	33,300	76.02	55.87	59.01	-3.14
16-06-2020	33,150	76.21	55.48	60.07	-4.59
17-06-2020	33,200	76.15	55.61	61.34	-5.73
18-06-2020	33,350	76.14	55.87	61.17	-5.30
19-06-2020	33,400	76.18	55.92	61.56	-5.64





# GUJCOT TRADE ASSOCIATION

## WEEKLY REPORT 20-JUN-2020

### IN THE WEEK AHEAD

- Friday at 2:30 p.m. Central – Commitments of Traders
- Monday at 3:00 p.m. Central – Crop Progress Report
- Thursday at 7:30 a.m. Central – Export Sales Report
- Thursday at 2:30 p.m. Central – Cotton On-Call Report

**One stop solution for all cotton related reports and information.**

Visit <https://www.gujcot.com>. It's updated every day in real time.

### You can view

- Gujarat Daily Spot Rate at 5:30 pm and Historical Data
- Gujarat Latest Pressing Report and Historical Data
- Daily Weather Report
- Cotton Advisory Board Balance sheet and Area, Production, Yield reports from cotton season 1991-1992 to 2017-2018 estimate available from Menu->Reports
- All Historical Gujcot Weekly Reports Menu->Reports
- All India Cotton Sowing data
- Gujarat Cotton Sowing District wise Report
- US Export Sales Report
- US Crop Progress Report
- China Cotton Auction Update
- International Cotton Indices and Spot Rates.
- USDA WASDE Report
- ICE Cotton On Call Report
- And All other National & International reports and upcoming events

### Report Sponsors:

Click on Sponsor's Logo to visit Sponsor's Website



### Report prepared by

Kalpesh Patel

Manager

**Gujcot Trade Association**