



GUJCOT TRADE ASSOCIATION

WEEKLY REPORT 22-Aug-2022

Market Movement from 22nd Aug 2022 to 27th Aug 2022.

- This week started with some downward tendency in NY future but spec buying and overall supply crunch changed the scenario and on Friday NY Dec gained 357 points and closed with weekly gain of 167 points.
- This week US export data was not published by USDA
- There is some crop loss in Pakistan due to heavy flood.
- Chinese future remained steady.
- Indian physical market rate softened with arrivals in north India and south India. North rates are 9400 to 9500 Rs per mound for ready delivery but lower for forward delivery.
- Shankar-6 also forward bargains are below Rs 80,000 per candy.
- All India cotton sowing reached 124 lakh hectares in which Gujarat is 25.38 lakh hectares. Till date Gujarat crop in healthy condition.
- Hope for the best new season for farmers and trade.



GUJCOT TRADE ASSOCIATION

WEEKLY REPORT 22-Aug-2022

Gujarat District wise Cotton Sowing

Gujarat Districtwise Cotton Sowing Till 22/8/2022			
Kutch	664	Saurashtra	18,195
Kutch	664	Surendranagar	4,056
		Rajkot	2,334
North Gujarat	2,154	Jamnagar	1,590
Banarsakantha	344	Porbandar	98
Patan	452	Junagadh	508
Mehsana	381	Amreli	3,481
Sabarkantha	489	Bhavnagar	2,370
Gandhinagar	206	Morbi	1,961
Aravali	283	Botad	1,505
		Gir Somnath	189
Middle Gujarat	2,769	Devbhumi Dwarka	102
Ahmedabad	522		
Anand	11	South Gujarat	1,601
Kheda	156	Surat	43
Panchmahal	122	Narmada	525
Dahod	3	Bharuch	918
Vadodara	815	Dang	0
Mahisagar	101	Navsari	0
Chota Udaipur	1,038	Valsad	0
		Tapi	115
TOTAL			25,384
TOTAL (Last Year)			22,507
All Figures in '00 Hectares			
Source :- Agriculture, Farmers Welfare and Co-operation Department Government of Gujarat			



GUJCOT TRADE ASSOCIATION

WEEKLY REPORT 22-Aug-2022

Global

US Weekly Export Sales

- Net UPLAND sales reductions of 112,400 RB for 2021/2022 a marketing year low primarily for Ecuador (1,200 RB, including decreases of 100 RB), Honduras (800 RB, including decreases of 100 RB), Japan (500 RB, including decreases of 300 RB), Turkey (400 RB, including decreases of 100 RB), and Thailand (200 RB switched from Japan), were more than offset by reductions primarily for China (95,000 RB), Vietnam (15,400 RB), Bangladesh (1,700 RB), Indonesia (900 RB), and South Korea (800 RB).

US Export Sales	28-Jul-2022
Marketing Year 2021-22	
Upland Gross Sales	20,000
Cancellation	1,32,400
Net Upland Sales	-1,12,400
PIMA Gross Sales	100
Cancellation	0
Net PIMA Sales	100
Total Gross Sales	20,100
Total Cancellation	1,32,400
Total Net Sales	-1,12,300
Shipments	
UPLAND	2,79,700
PIMA	2,600
Total Shipment	2,82,300
Marketing Year 2022-23	
Net Upland Sales	71,400
Net PIMA Sales	4,500
Total Net Sales	75,900
All Figures in US Running Bale	

- Net UPLAND sales of 71,400 RB for 2022/2023 primarily for Vietnam (40,400 RB), Pakistan (24,700 RB), Indonesia (9,900 RB), India (4,800 RB), and Thailand (2,200 RB), were offset by reductions for Malaysia (7,000 RB), Mexico (1,700 RB), Honduras (1,600 RB), Ecuador (1,300 RB), and Japan (100 RB).
- UPLAND Exports of 279,700 RB were up 11 percent from the previous week, but down 12 percent from the prior 4-week average.
- The destinations were primarily to India (45,600 RB), Turkey (44,200 RB), Vietnam (42,100 RB), China (36,500 RB), and Pakistan (22,800 RB).
- Total net PIMA sales of 100 RB of Pima for 2021/2022 were for China.
- Net sales of 4,500 RB for 2022/2023 were reported for Vietnam (2,500 RB), Indonesia (1,600 RB), and India (400 RB).
- PIMA Exports of 2,600 RB were down 19 percent from the previous week and 56 percent from the prior 4-week average.
- The destinations were primarily to China (1,400 RB), India (500 RB), Pakistan (400 RB), and South Korea (200 RB).



GUJCOT TRADE ASSOCIATION

WEEKLY REPORT

22-Aug-2022

Gujarat Spot Rate Weekly Changes						
Variety	Staple Length	Mic.	20-08-22	27-08-2022	Change	Change (in Per.)
					W/W	W/W
Shankar 6	29mm	3.8	98,750	97,750	-1,000	-1.02%
V-797	13% Trash		63,750	61,450	-2,300	-3.74%
MCX Spot Rate			47,740	47,070	-670	-1.42%
USD-INR Exchange			79.77	79.87	0.10	0.13%

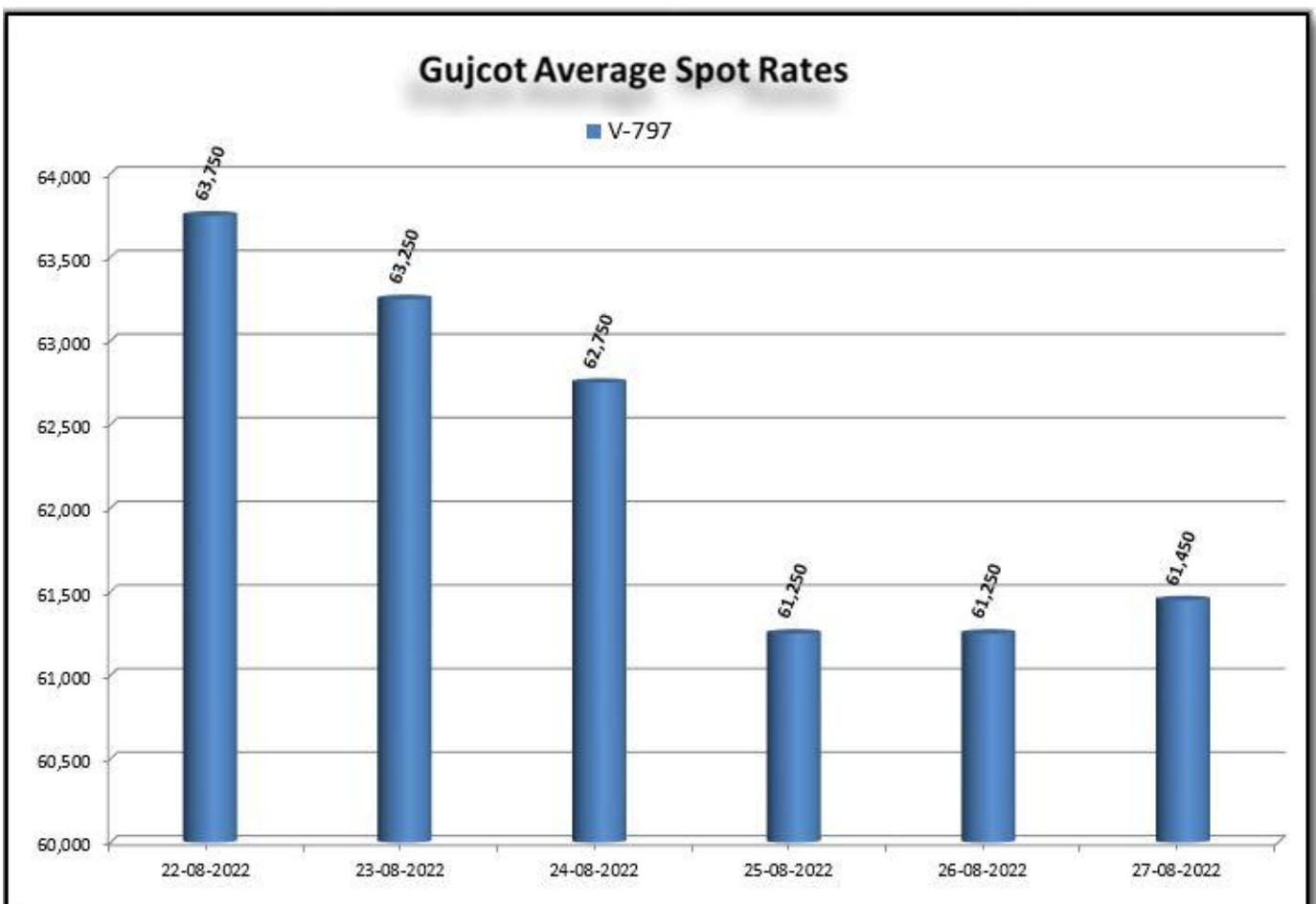
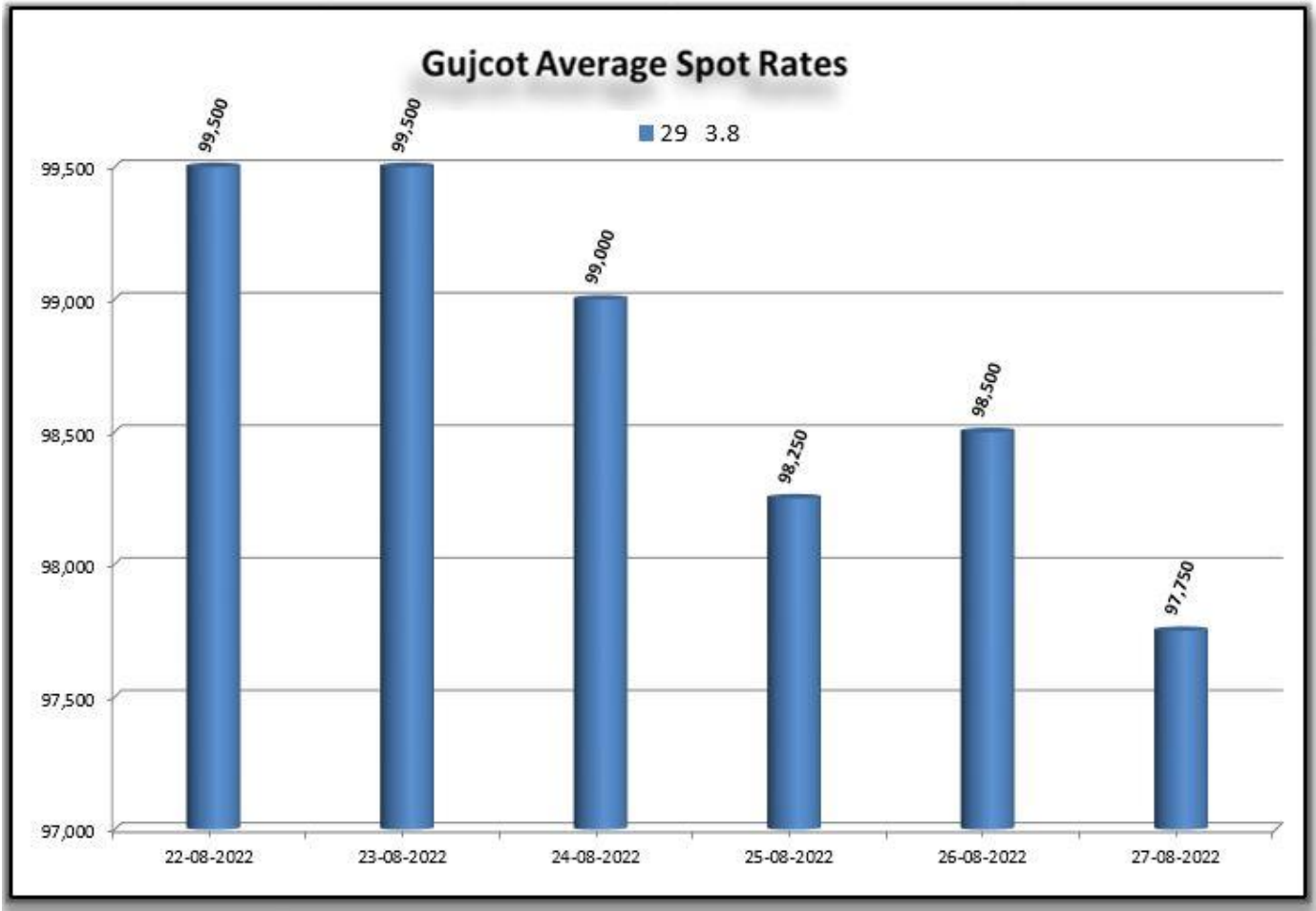
Average Rate of Last week					
Variety	Staple Length	Mic.	Price Range		Average Of 6 Days
			Low	High	
Shankar 6	29	3.8	97,750	99,500	98,750
Shankar 6	28.5	3.7	No Quote	No Quote	No Quote
Shankar 6	28	3.6	No Quote	No Quote	No Quote
Shankar 6	27	3.2	No Quote	No Quote	No Quote
Shankar 6	26	3.0	No Quote	No Quote	No Quote
V-797	13% Trash		61,250	63,750	62,283
MCX Spot Rate			47,070	47,860	47,303
USD Exchange Rate			79.80	79.88	79.86

Rate Of Last Week				
Date	29 3.8	V-797	MCX Spot Rate	USD-INR Exchange
22-08-2022	99,500	63,750	47,860	79.86
23-08-2022	99,500	63,250	47,550	79.86
24-08-2022	99,000	62,750	47,170	79.80
25-08-2022	98,250	61,250	47,100	79.88
26-08-2022	98,500	61,250	47,070	79.87
27-08-2022	97,750	61,450	47,070	79.87



GUJCOT TRADE ASSOCIATION

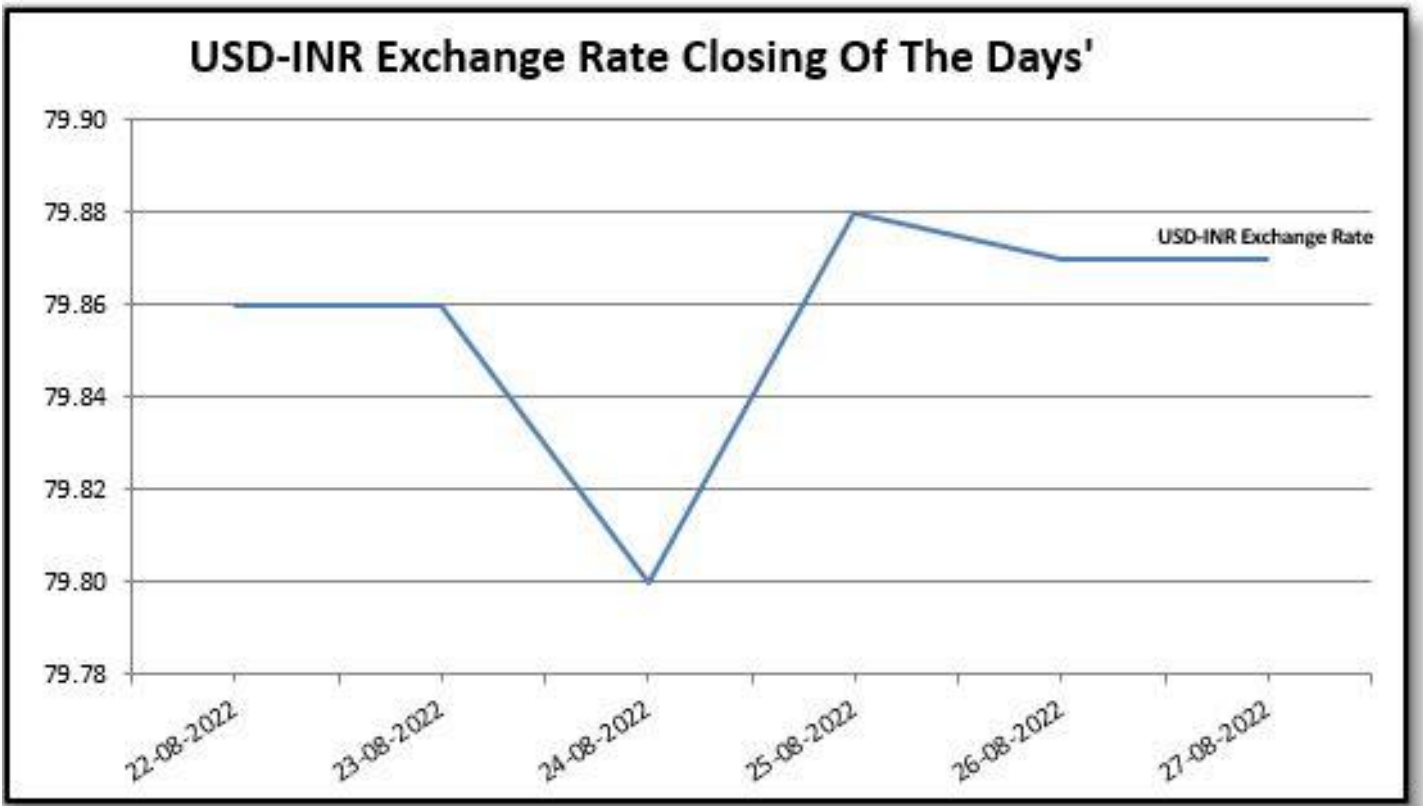
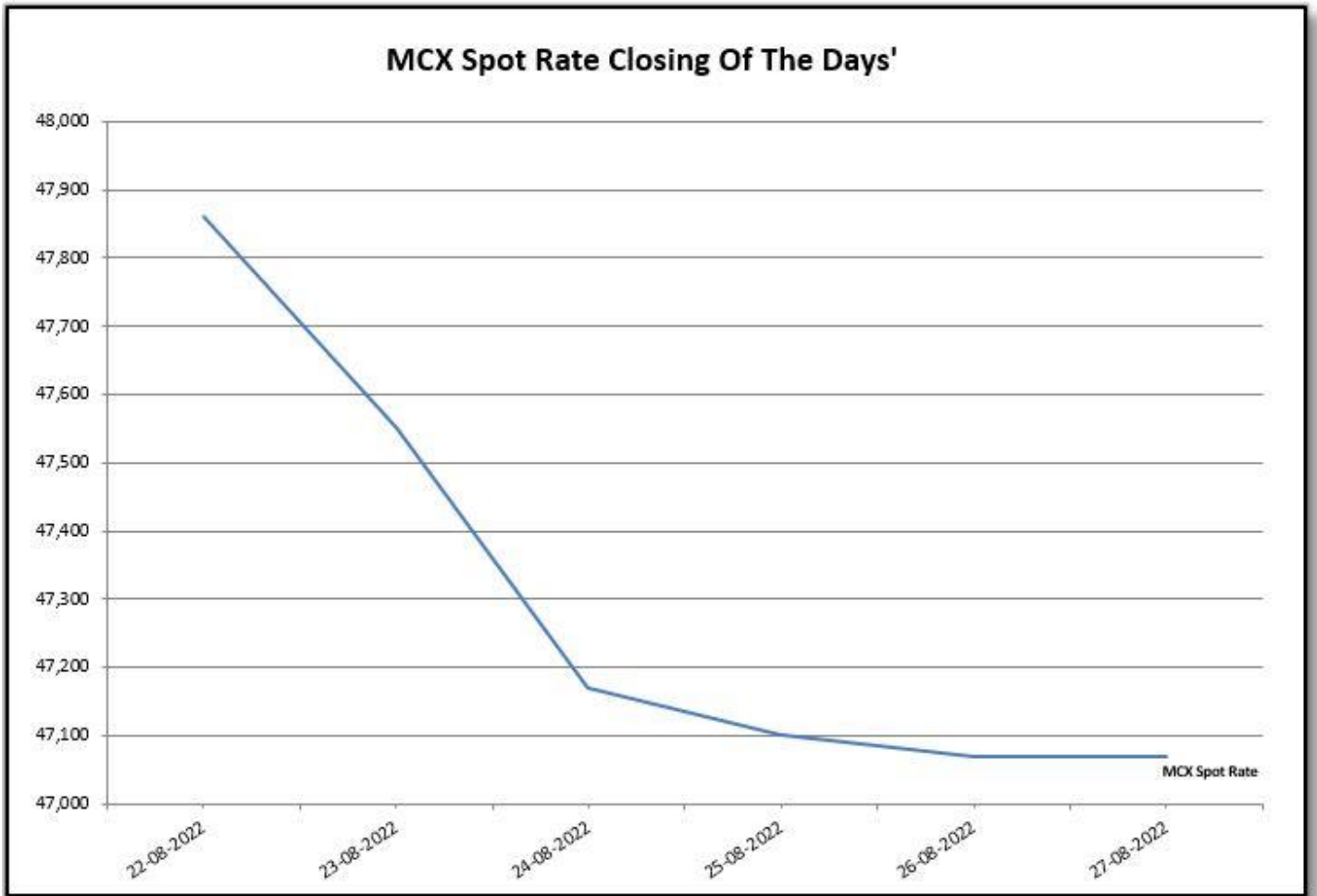
WEEKLY REPORT 22-Aug-2022





GUJCOT TRADE ASSOCIATION

WEEKLY REPORT 22-Aug-2022

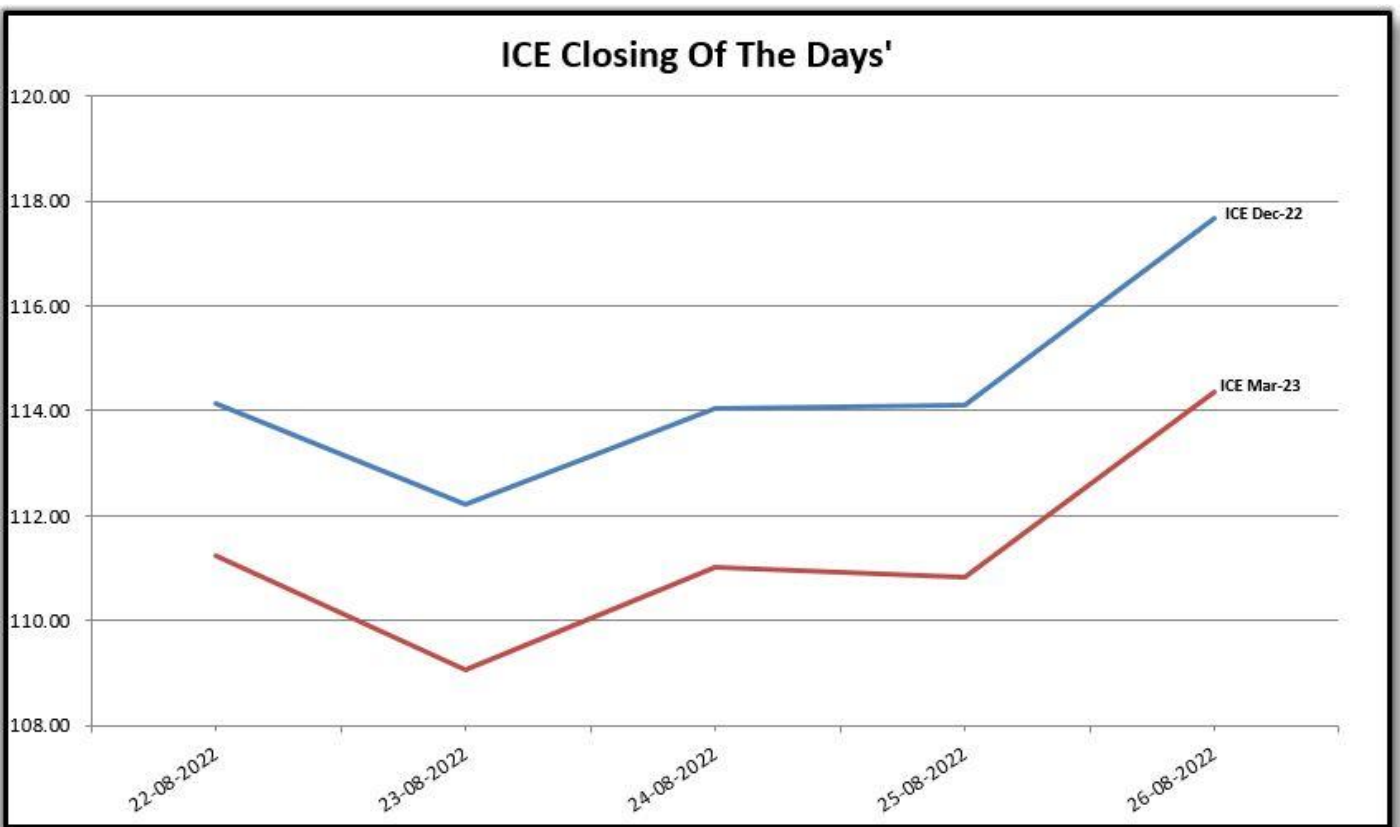
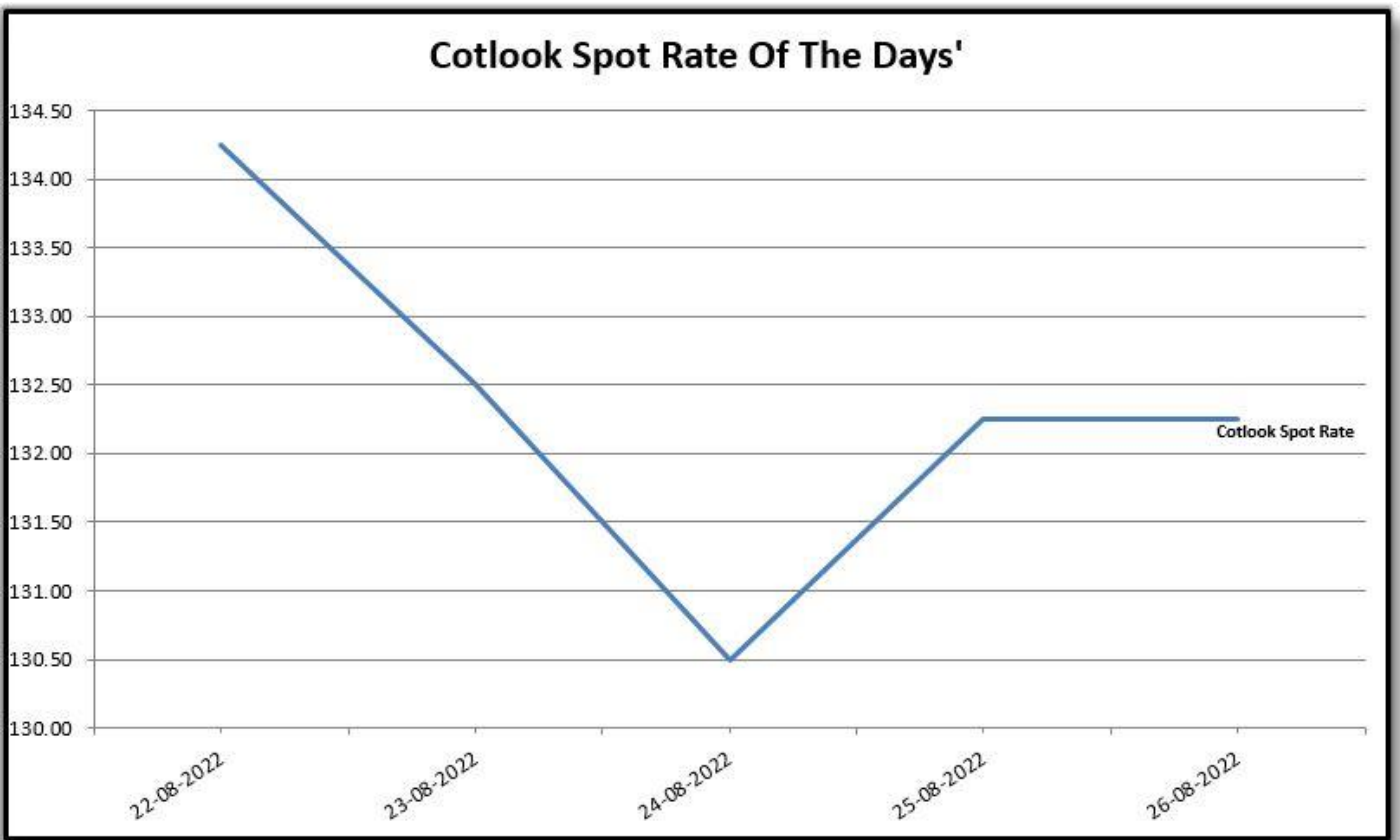




GUJCOT TRADE ASSOCIATION

WEEKLY REPORT 22-Aug-2022

Foreign Indices			
Date	Cotlook	ICE	
	Spot Rate	Dec-22	Mar-23
22-08-2022	134.25	114.14	111.24
23-08-2022	132.50	112.23	109.07
24-08-2022	130.50	114.04	111.01
25-08-2022	132.25	114.11	110.83
26-08-2022	132.25	117.68	114.37

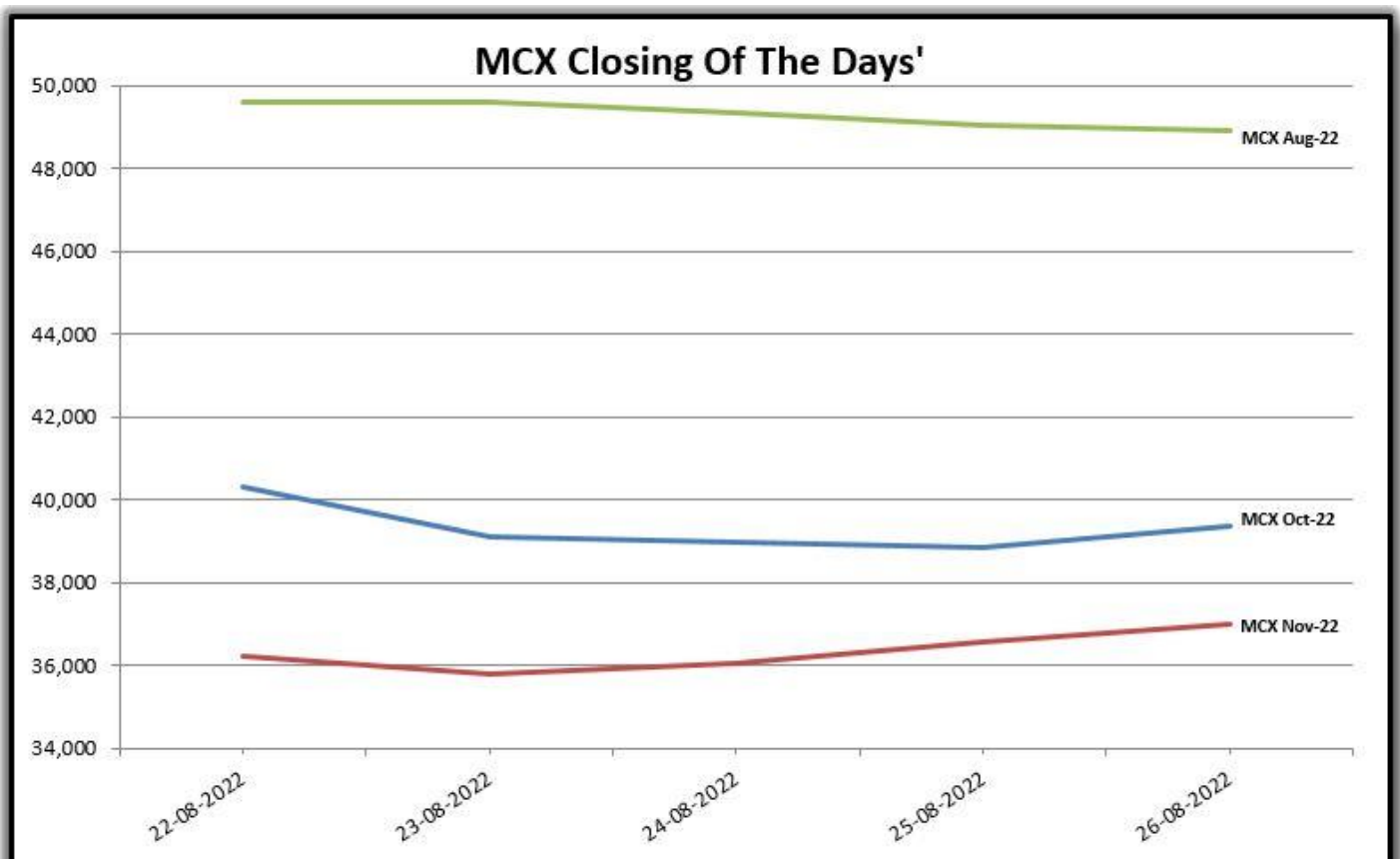
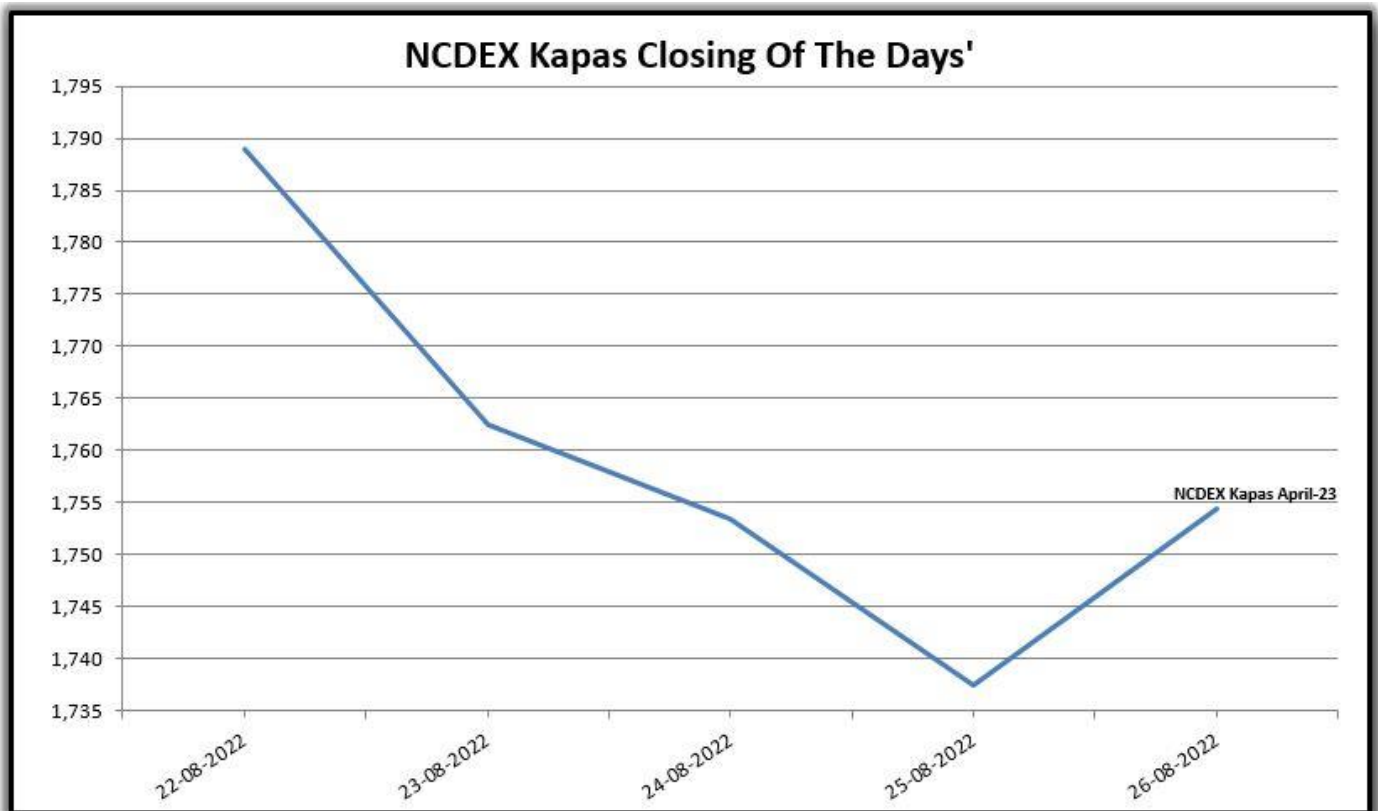




GUJCOT TRADE ASSOCIATION

WEEKLY REPORT 22-Aug-2022

Indian Indices				
Date	NCDEX Kapas	MCX		
	April	Aug-22	Oct-22	Nov-22
22-08-2022	1789.00	49,600	40,320	36,220
23-08-2022	1762.50	49,610	39,120	35,780
24-08-2022	1753.50	49,360	38,990	36,040
25-08-2022	1737.50	49,020	38,850	36,550
26-08-2022	1754.50	48,920	39,350	37,010



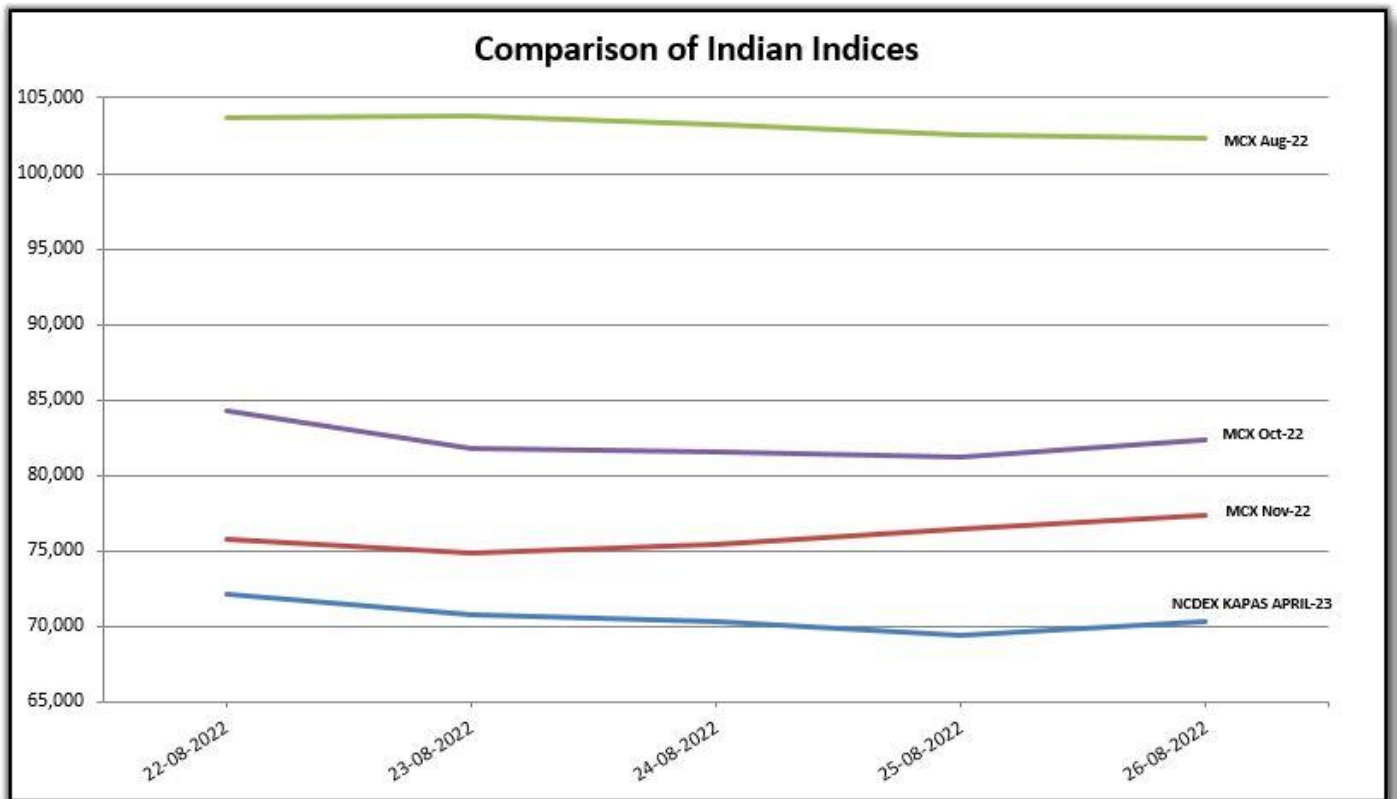


GUJCOT TRADE ASSOCIATION

WEEKLY REPORT 22-Aug-2022

Indian Indices in Candy Rate				
Date	NCDEX Kapas	MCX		
	April	Aug-22	Oct-22	Nov-22
22-08-2022	72,140	103,748	84,337	75,761
23-08-2022	70,754	103,769	81,827	74,841
24-08-2022	70,283	103,246	81,555	75,385
25-08-2022	69,447	102,535	81,263	76,452
26-08-2022	70,336	102,326	82,308	77,414

Remark :- For NCDEX Kapas we have taken seed rate 700/20 Kg to convert in Candy.

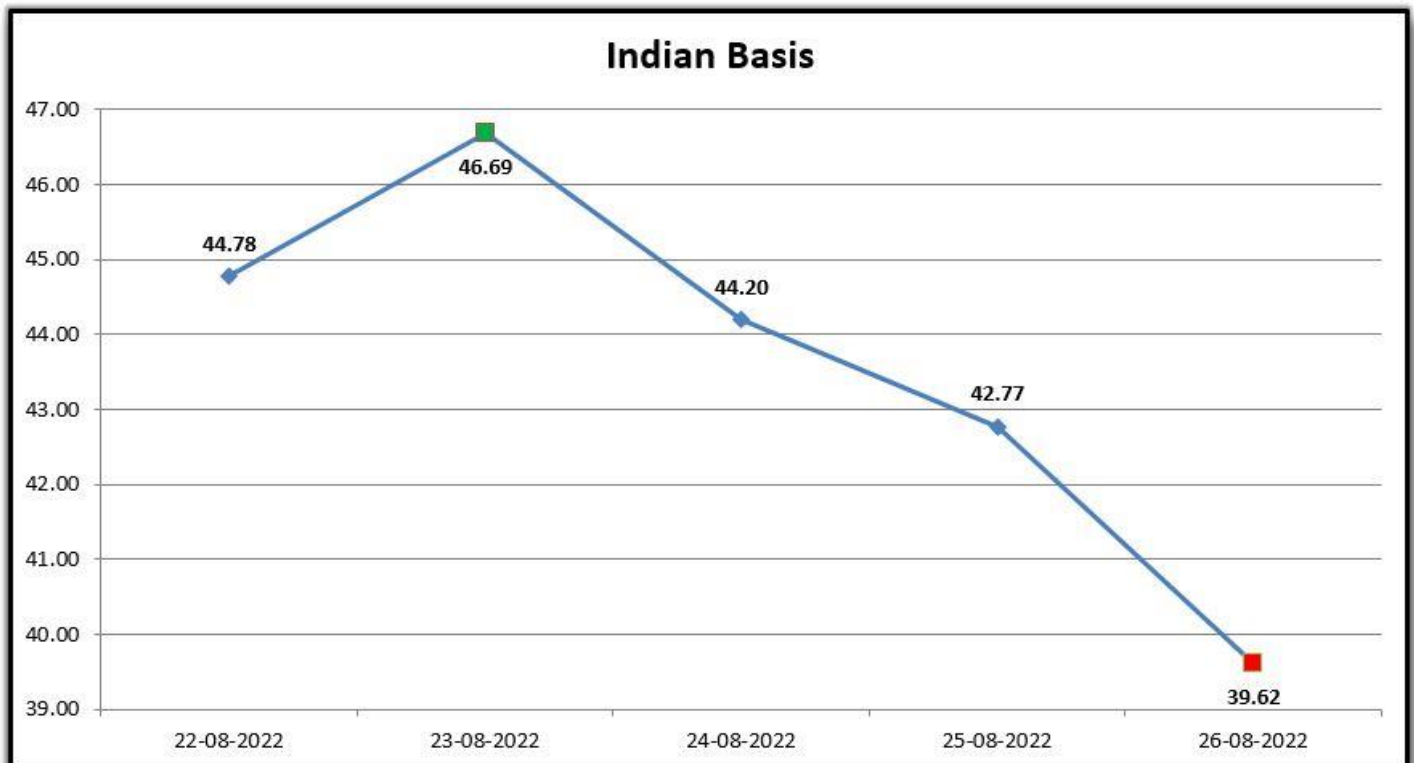




GUJCOT TRADE ASSOCIATION

WEEKLY REPORT 22-Aug-2022

Indian Basis					
DATE	29 MM	USD-INR	CENTS/LB	ICE DEC	BASIS
22-08-2022	99,500	79.86	158.92	114.14	44.78
23-08-2022	99,500	79.86	158.92	112.23	46.69
24-08-2022	99,000	79.80	158.24	114.04	44.20
25-08-2022	98,250	79.88	156.88	114.11	42.77
26-08-2022	98,500	79.87	157.30	117.68	39.62





GUJCOT TRADE ASSOCIATION

WEEKLY REPORT 22-Aug-2022

IN THE WEEK AHEAD

- Friday at 2:30 p.m. Central – Commitments of Traders
- Monday at 3:00 p.m. Central – Crop Progress and Condition
- Thursday at 7:30 a.m. Central – Export Sales Report
- Thursday at 11:00 a.m. Central – WASDE
- Thursday at 11:00 a.m. Central – Crop Production
- Thursday at 2:30 p.m. Central – Cotton-On-Call

One stop solution for all cotton related reports and information.

Visit <https://www.gujcot.com>. It's updated every day in real time.

You can view

- Gujarat Daily Spot Rate at 5:30 pm and Historical Data
- Gujarat Latest Pressing Report and Historical Data
- Daily Weather Report
- Cotton Advisory Board Balance sheet and Area, Production, Yield reports from cotton season 1991-1992 to 2017-2018 estimate available from Menu->Reports
- All Historical Gujcot Weekly Reports Menu->Reports
- All India Cotton Sowing data
- Gujarat Cotton Sowing District wise Report
- US Export Sales Report
- US Crop Progress Report
- China Cotton Auction Update
- International Cotton Indices and Spot Rates.
- USDA WASDE Report
- ICE Cotton On Call Report
- And All other National & International reports and upcoming events

Report Sponsors:

Click on Sponsor's Logo to visit Sponsor's Website



Axita Cotton Limited

Report prepared by

Milan Rajpara

Manager

Gujcot Trade Association