



GUJCOT TRADE ASSOCIATION

WEEKLY REPORT 30-Jul-2022

Market Movement from 25th Jul 2022 to 30th Jul 2022.

- After a long period, NY December future closed in green for all five days of the week. U.S. Crop size will be reduced again due to high abandonment in Texas, some technical buying has created upward sentiment. Ultimately NY December closed this week with 585 points gain.
- US Export sales was disappointing. Current season sale was in negative territory. Also, for next marketing year it was just 6,06,00 bales. Shipment also was lower at just 2,56,100 bales.
- Indian cotton was steady to firm following NY Future and MCX market sentiment. Sshankar-6 cotton again crossed RS 90,000 per candy mark.
- The uptrend was due to supply crunch and uptrend in future market. Mills are waiting for new crop arrivals.
- India basis still very high but cash basis of other origin also increased. Export of yarn and raw cotton came to stand still due to higher domestic prices.
- All India cotton sowing is now at 117.65 lakh hectares and Gujarat cotton sowing is at 24.5 lakh hectares against last season's total sowing of 22.54 lakh hectares.
- In central India monsoon has taken a break and is better for the cotton crop.
- Hope for better monsoon to progress in next week.



GUJCOT TRADE ASSOCIATION

WEEKLY REPORT 30-Jul-2022

Gujarat District wise Cotton Sowing

Gujarat Districtwise Cotton Sowing Till 25-July-2022			
Kutch	646	Saurashtra	17,697
Kutch	646	Surendranagar	3,781
		Rajkot	2,328
North Gujarat	2,043	Jamnagar	1,557
Banarsakantha	342	Porbandar	97
Patan	351	Junagadh	503
Mehsana	380	Amreli	3,481
Sabarkantha	488	Bhavnagar	2,318
Gandhinagar	203	Morbi	1,844
Aravali	278	Botad	1,505
		Gir Somnath	189
Middle Gujarat	2,615	Devbhumi Dwarka	95
Ahmedabad	415		
Anand	10	South Gujarat	1,493
Kheda	156	Surat	30
Panchmahal	120	Narmada	513
Dahod	3	Bharuch	837
Vadodara	781	Dang	0
Mahisagar	95	Navsari	0
Chota Udaipur	1,035	Valsad	0
		Tapi	113
TOTAL			24,495
TOTAL (Last Year)			21,772
All Figures in '00 Hectares			
Source :- Agriculture, Farmers Welfare and Co-operation Department Government of Gujarat			



GUJCOT TRADE ASSOCIATION

WEEKLY REPORT 30-Jul-2022

Global

US Weekly Export Sales

- Net UPLAND sales reductions of 4,000 RB for 2021/2022 a marketing year low were down noticeably from the previous week and from the prior 4-week average.
- Increases reported for Vietnam (6,400 RB, including 2,200 RB switched from South Korea and decreases of 200 RB), Ecuador (700 RB, including decreases of 100 RB), Japan (400 RB, including decreases of 500 RB), Mexico (200 RB, including decreases of 200 RB), and Honduras (200 RB), were more than offset by reductions primarily for Turkey (6,000 RB), China (2,900 RB), South Korea (1,600 RB), Germany (500 RB), and Indonesia (300 RB).
- Net sales of 55,700 RB for 2022/2023 were primarily for Vietnam (26,000 RB), Turkey (8,800 RB), Malaysia (6,600 RB), Bangladesh (4,000 RB), and Pakistan (3,100 RB).
- Exports of 252,900 RB were down 24 percent from the previous week and 27 percent from the prior 4-week average.
- The destinations were primarily to China (70,000 RB), Vietnam (45,000 RB), India (27,200 RB), Bangladesh (23,200 RB), and Pakistan (21,400 RB).
- No net sales of Pima for 2021/2022 were reported for the week.
- Net sales of 4,900 RB for 2022/2023 were primarily for India (4,400 RB) and South Korea (500 RB).
- Exports of 3,200 RB were down 41 percent from the previous week and 52 percent from the prior 4-week average.
- The destinations were primarily to China (1,400 RB), India (600 RB), Taiwan (400 RB), Turkey (400 RB) and Peru (100 RB).

US Export Sales	21-Jul-2022
Marketing Year 2021-22	
Upland Gross Sales	20,200
Cancellation	24,200
Net Upland Sales	-4,000
PIMA Gross Sales	400
Cancellation	300
Net PIMA Sales	100
Total Gross Sales	20,600
Total Cancellation	24,500
Total Net Sales	-3,900
Shipments	
UPLAND	2,52,900
PIMA	3,200
Total Shipment	2,56,100
Marketing Year 2022-23	
Net Upland Sales	55,700
Net PIMA Sales	4,900
Total Net Sales	60,600
All Figures in US Running Bale	



GUJCOT TRADE ASSOCIATION

WEEKLY REPORT 30-Jul-2022

Gujarat Spot Rate Weekly Changes						
Variety	Staple Length	Mic.	23-07-22	30-07-2022	Change	Change (in Per.)
					W/W	W/W
Shankar 6	29mm	3.8	87,000	91,500	4,500	4.92%
V-797	13% Trash		51,000	56,250	5,250	9.33%
MCX Spot Rate			41,510	43,140	1,630	3.78%
USD-INR Exchange			79.85	79.25	-0.60	-0.76%

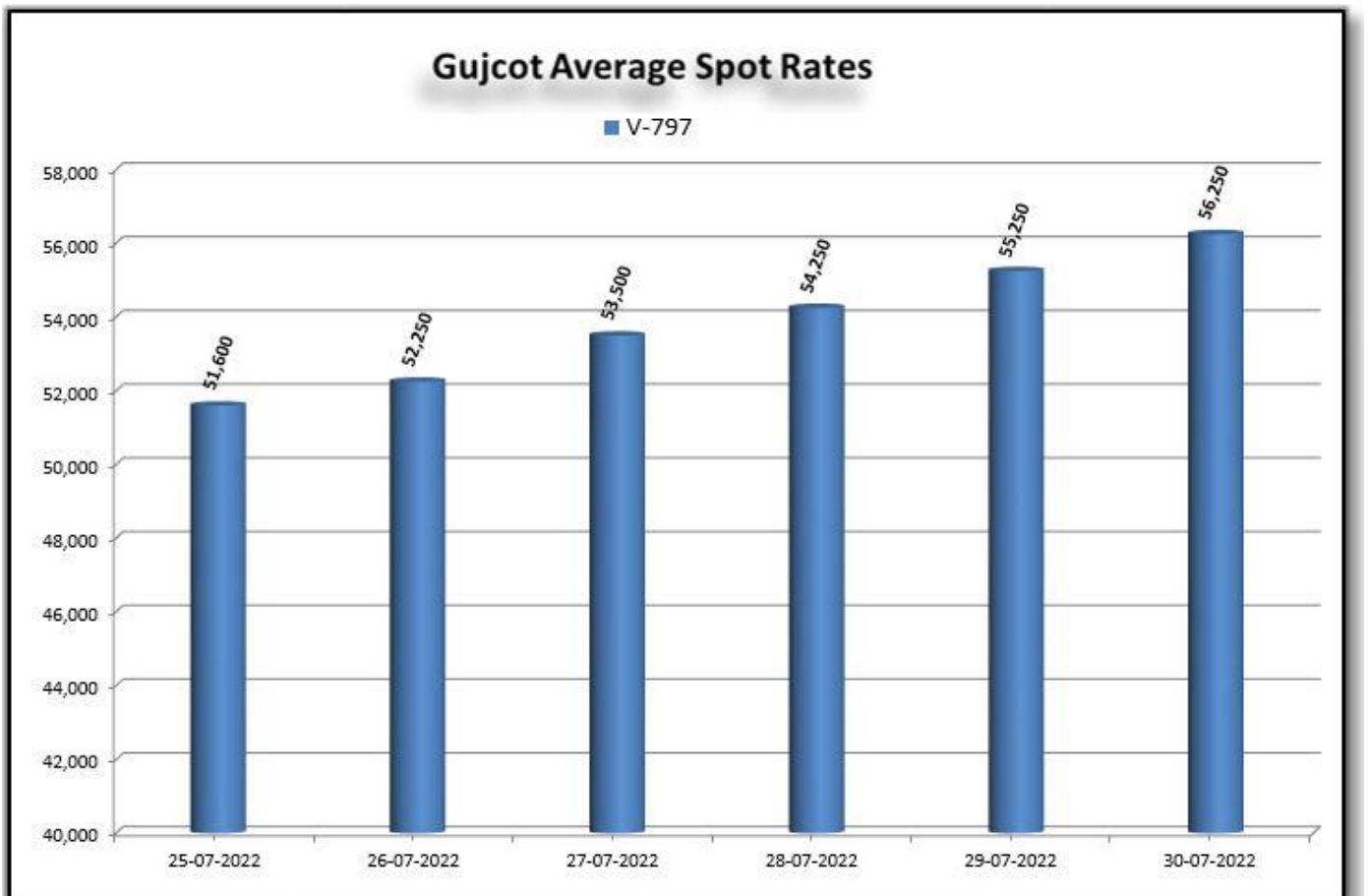
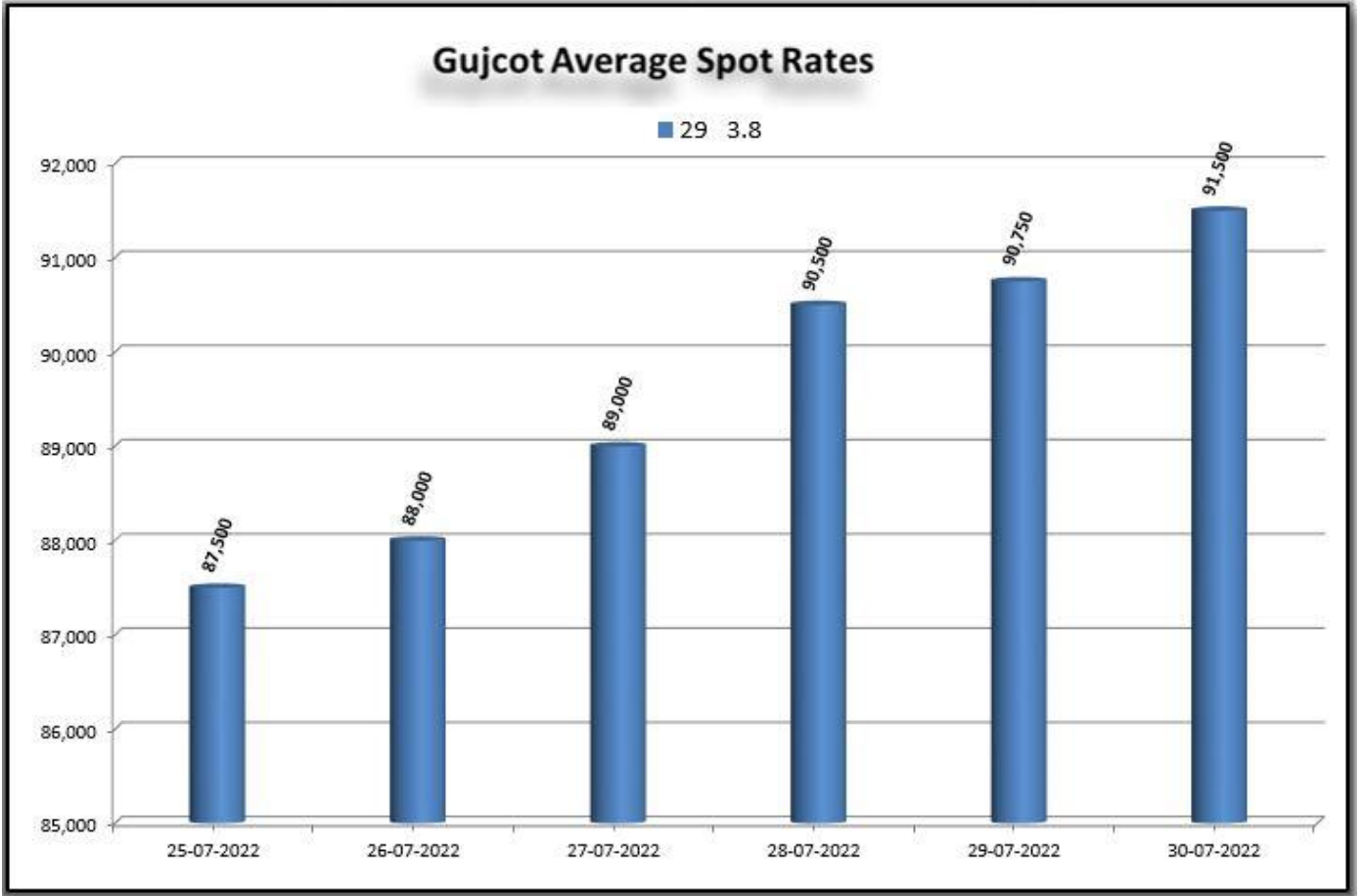
Average Rate of Last week					
Variety	Staple Length	Mic.	Price Range		Average Of 6 Days
			Low	High	
Shankar 6	29	3.8	87,500	91,500	89,542
Shankar 6	28.5	3.7	No Quote	No Quote	No Quote
Shankar 6	28	3.6	No Quote	No Quote	No Quote
Shankar 6	27	3.2	No Quote	No Quote	No Quote
Shankar 6	26	3.0	No Quote	No Quote	No Quote
V-797	13% Trash		51,600	56,250	53,850
MCX Spot Rate			41,870	43,140	42,588
USD Exchange Rate			79.25	79.89	79.61

Rate Of Last Week				
Date	29 3.8	V-797	MCX Spot Rate	USD-INR Exchange
25-07-2022	87,500	51,600	41,870	79.73
26-07-2022	88,000	52,250	42,090	79.78
27-07-2022	89,000	53,500	42,390	79.89
28-07-2022	90,500	54,250	42,900	79.75
29-07-2022	90,750	55,250	43,140	79.25
30-07-2022	91,500	56,250	43,140	79.25



GUJCOT TRADE ASSOCIATION

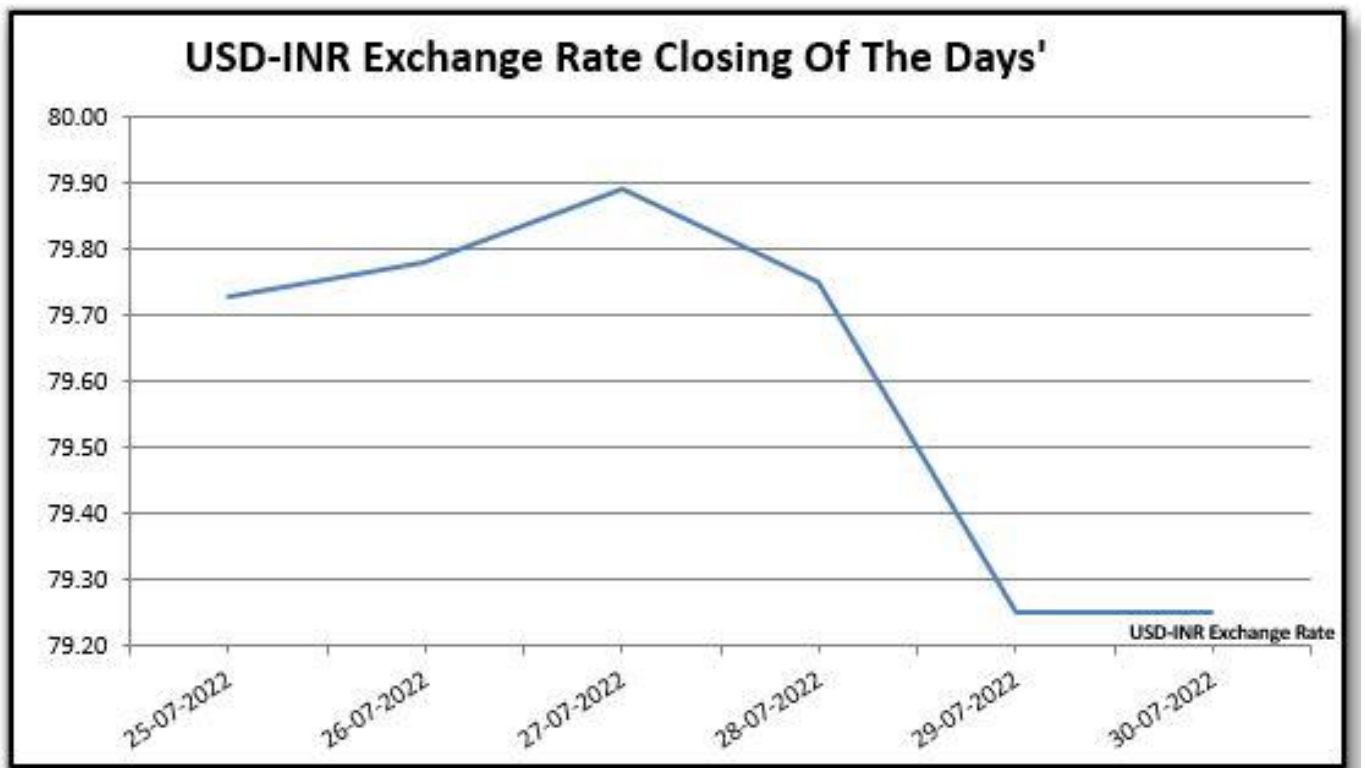
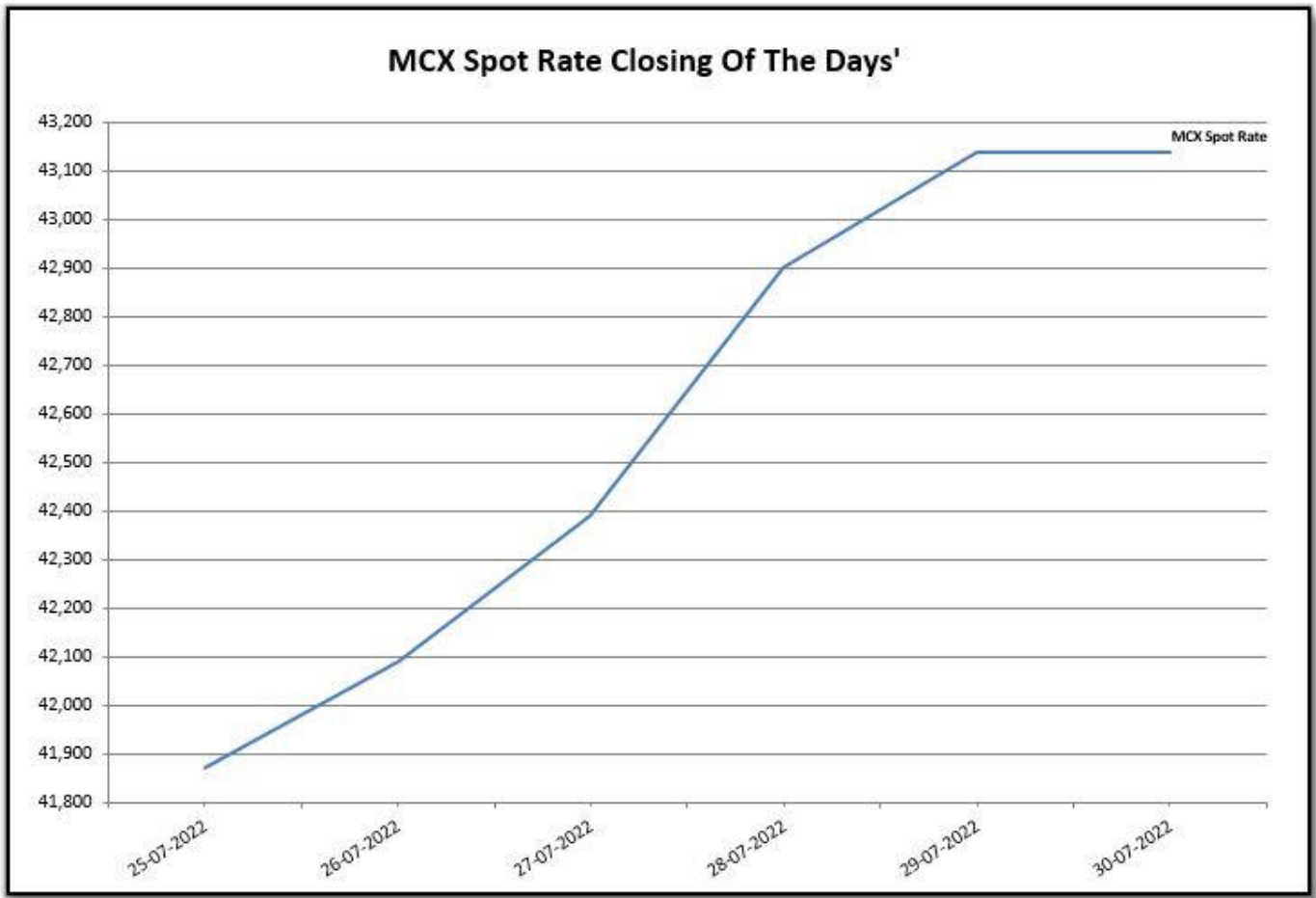
WEEKLY REPORT 30-Jul-2022





GUJCOT TRADE ASSOCIATION

WEEKLY REPORT 30-Jul-2022

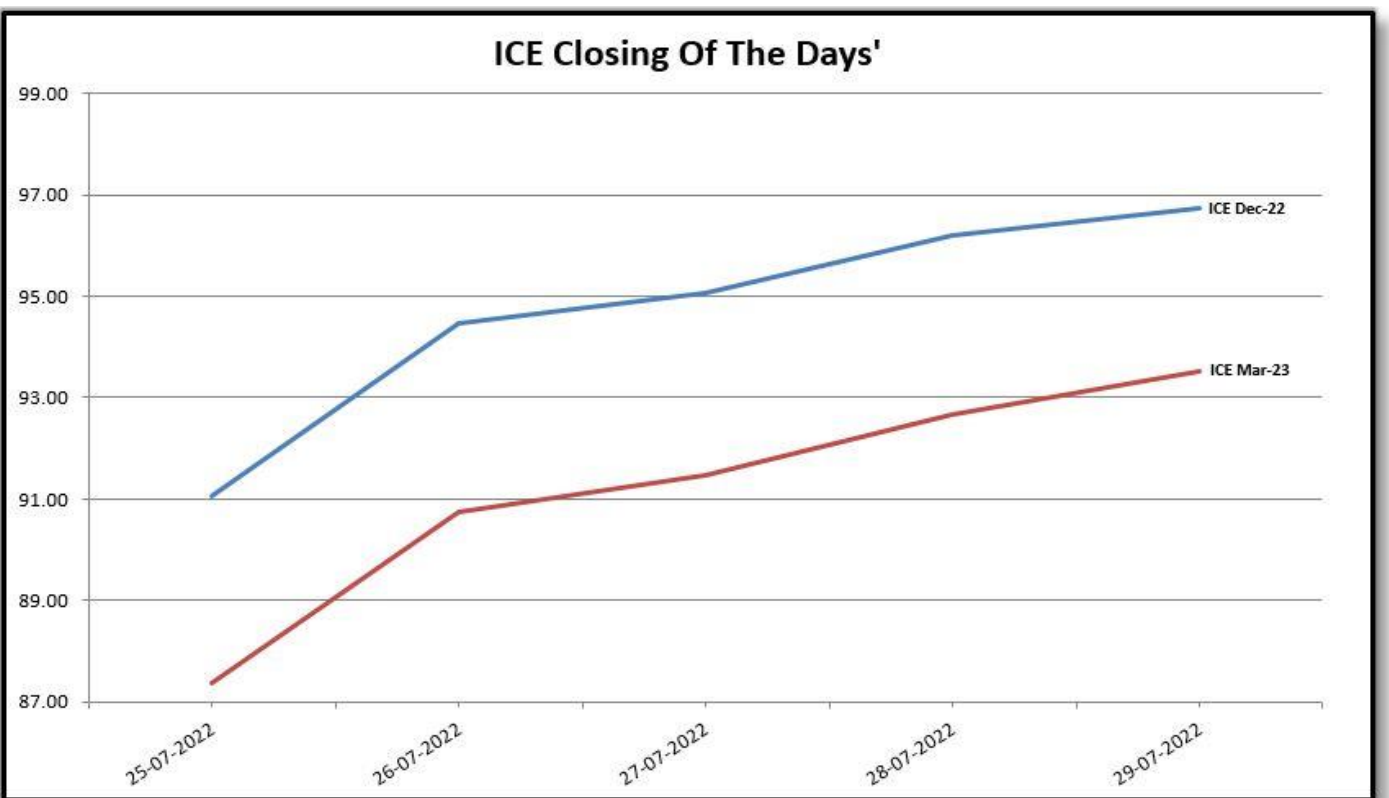
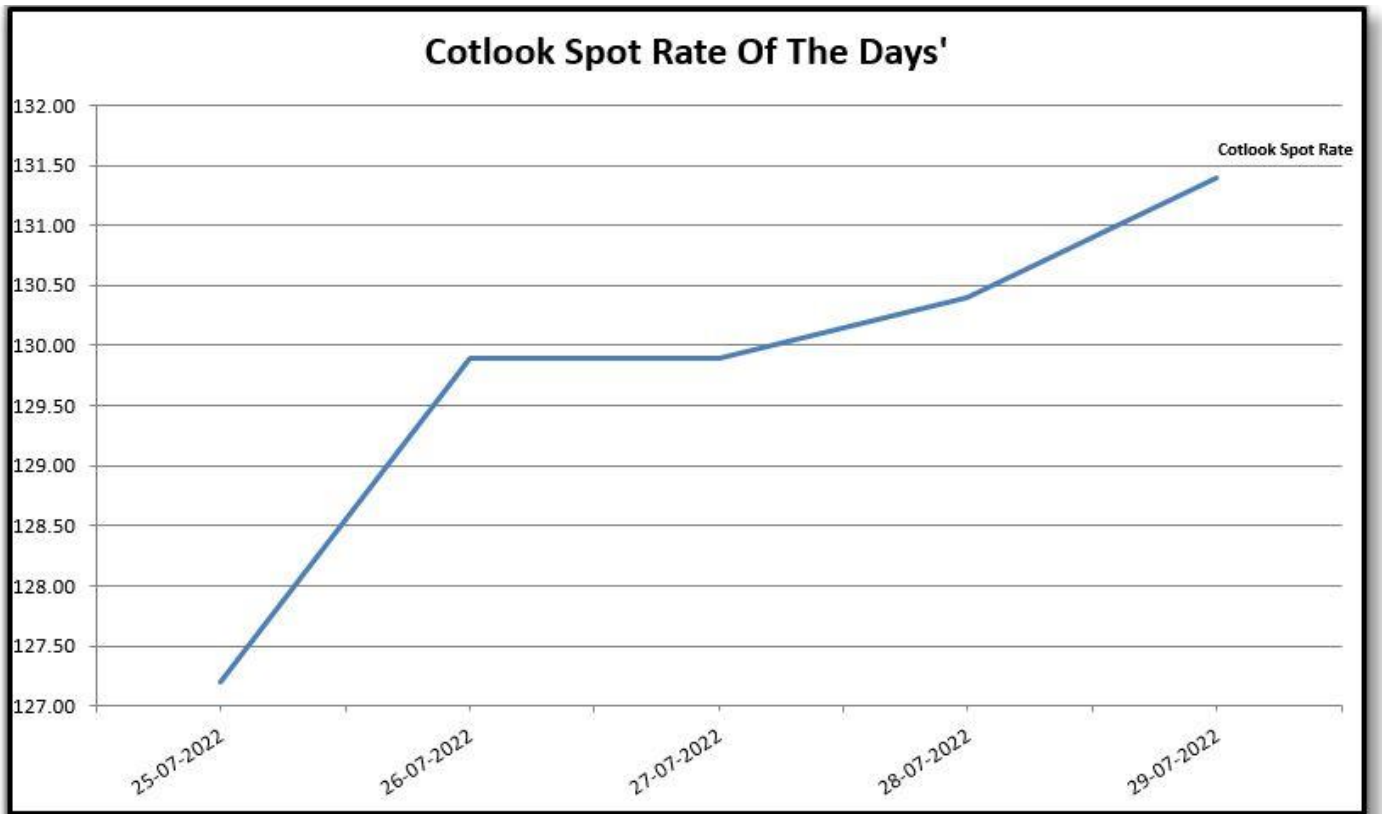




GUJCOT TRADE ASSOCIATION

WEEKLY REPORT 30-Jul-2022

Foreign Indices			
Date	Cotlook	ICE	
	Spot Rate	Dec-22	Mar-23
25-07-2022	127.20	91.06	87.36
26-07-2022	129.90	94.48	90.74
27-07-2022	129.90	95.07	91.46
28-07-2022	130.40	96.21	92.67
29-07-2022	131.40	96.74	93.51

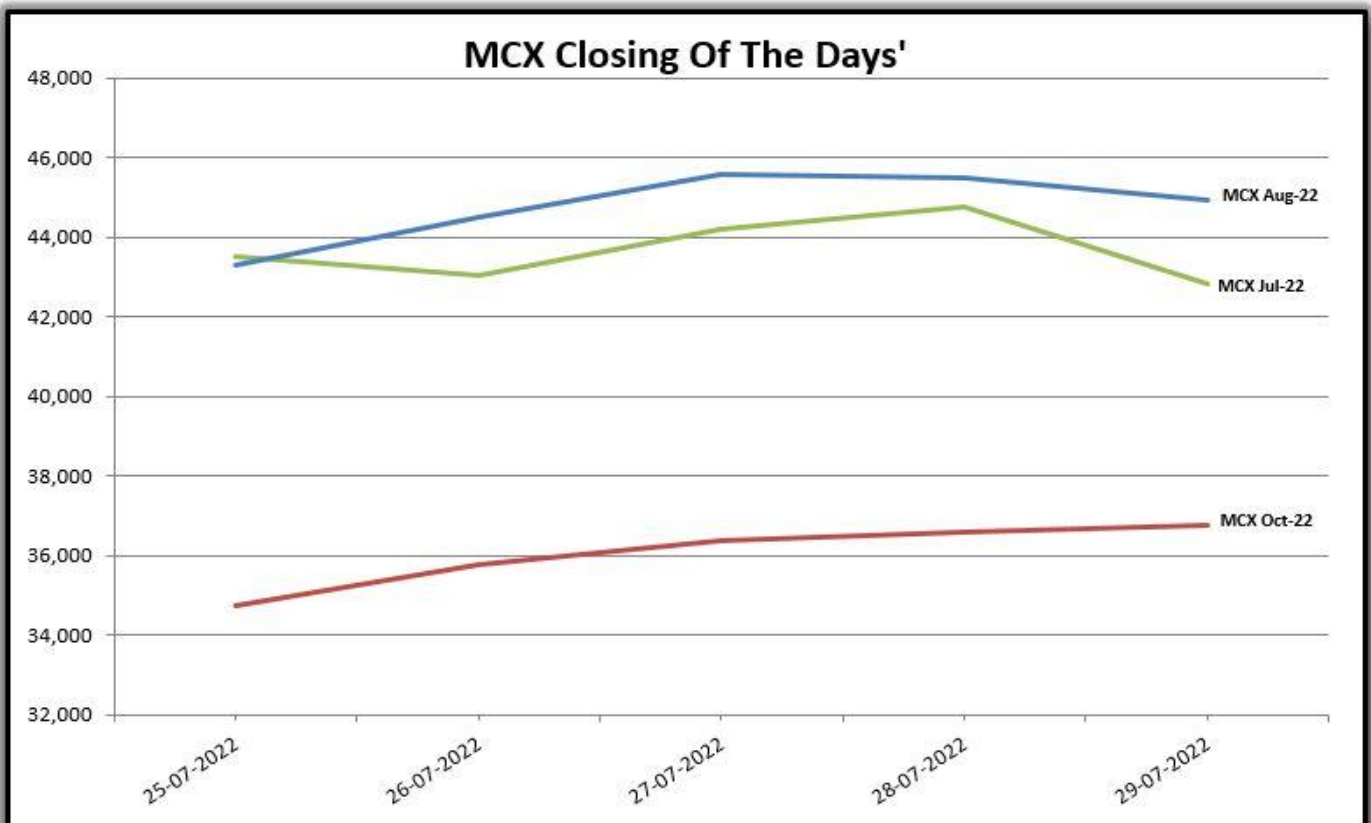
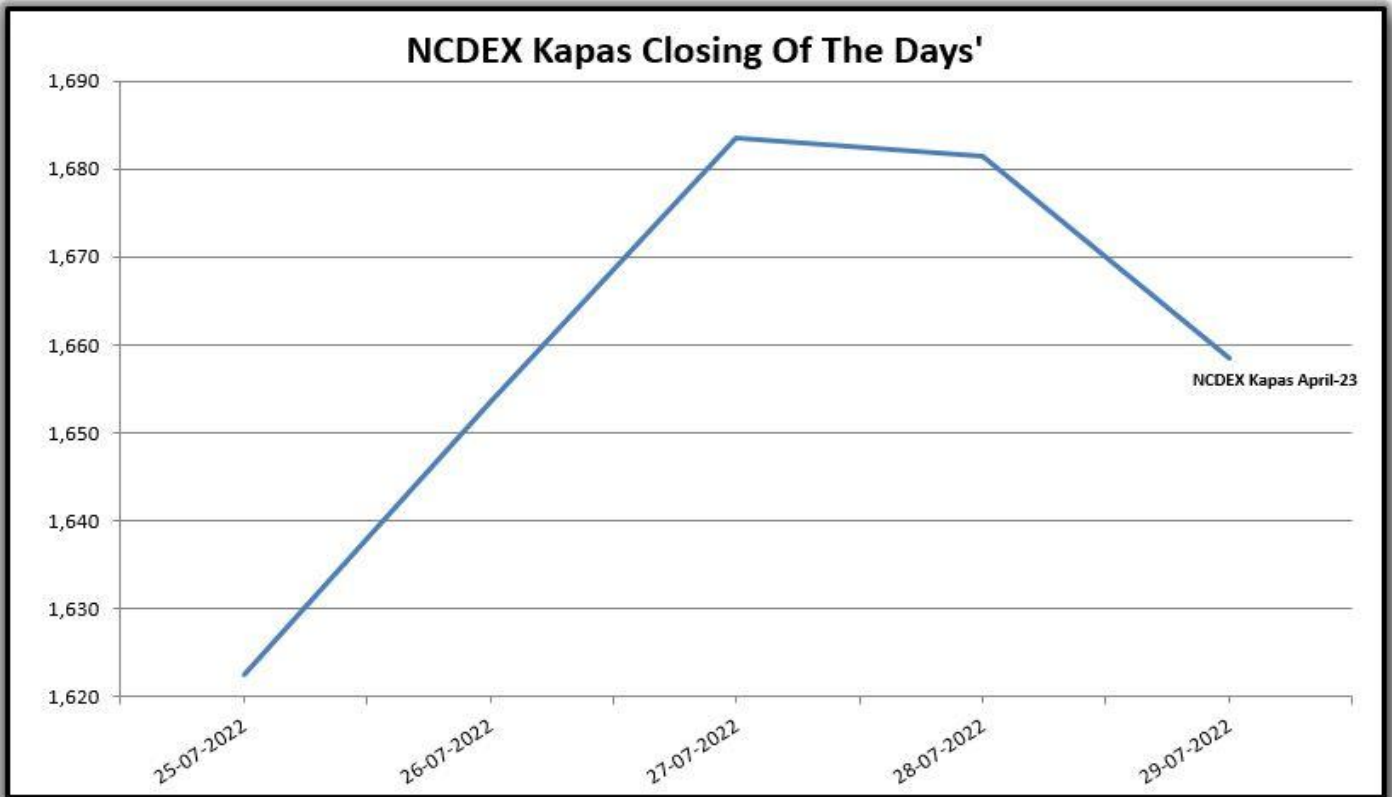




GUJCOT TRADE ASSOCIATION

WEEKLY REPORT 30-Jul-2022

Indian Indices				
Date	NCDEX Kapas	MCX		
	April	Jul-22	Aug-22	Oct-22
25-07-2022	1622.50	43,500	43,320	34,720
26-07-2022	1653.50	43,030	44,520	35,760
27-07-2022	1683.50	44,220	45,600	36,360
28-07-2022	1681.50	44,770	45,490	36,600
29-07-2022	1658.50	42,810	44,950	36,750



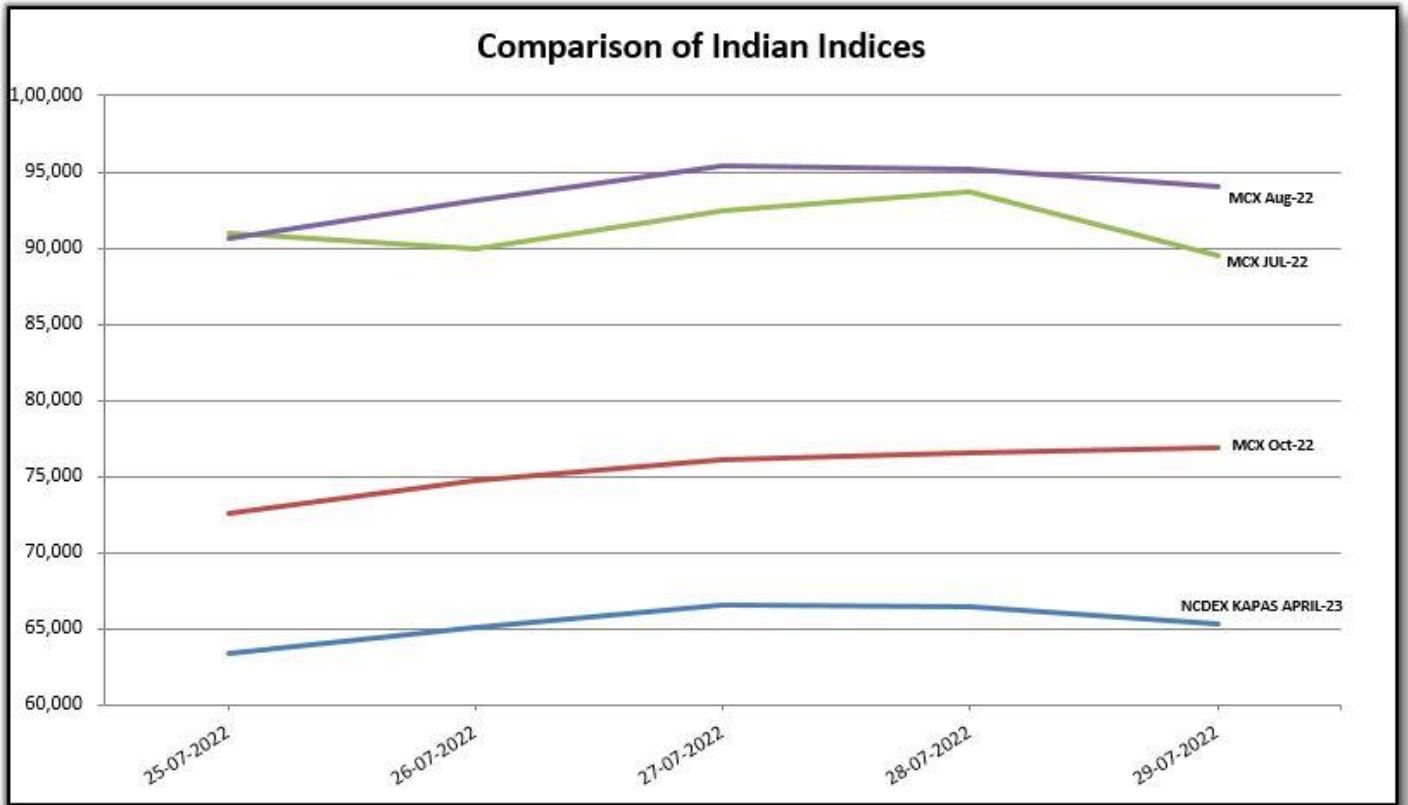


GUJCOT TRADE ASSOCIATION

WEEKLY REPORT 30-Jul-2022

Indian Indices in Candy Rate				
Date	NCDEX Kapas	MCX		
	April	Jul-22	Aug-22	Oct-22
25-07-2022	63,433	90,989	90,612	72,624
26-07-2022	65,054	90,006	93,122	74,799
27-07-2022	66,623	92,495	95,382	76,054
28-07-2022	66,518	93,645	95,151	76,556
29-07-2022	65,315	89,546	94,022	76,870

Remark :- For NCDEX Kapas we have taken seed rate 700/20 Kg to convert in Candy.

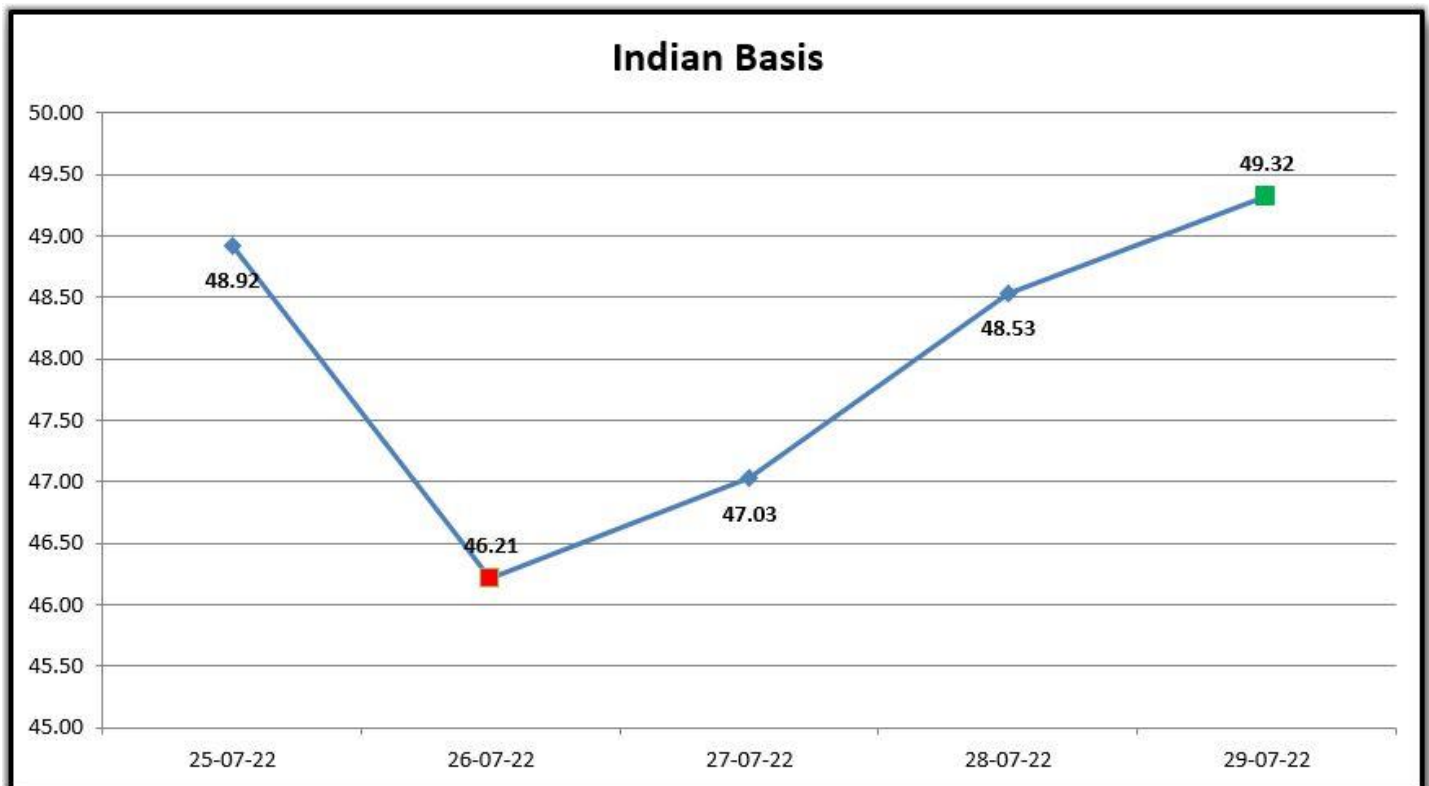




GUJCOT TRADE ASSOCIATION

WEEKLY REPORT 30-Jul-2022

Indian Basis					
DATE	29 MM	USD-INR	CENTS/LB	ICE DEC	BASIS
18-07-22	86,750	79.97	138.37	93.00	45.37
19-07-22	86,500	79.94	138.02	92.38	45.64
20-07-22	87,000	79.99	138.73	92.81	45.92
21-07-22	87,000	79.94	138.82	91.60	47.22
22-07-22	87,000	79.85	138.97	90.89	48.08





GUJCOT TRADE ASSOCIATION

WEEKLY REPORT

30-Jul-2022

IN THE WEEK AHEAD

- Friday at 2:30 p.m. Central – Commitments of Traders
- Monday at 3:00 p.m. Central – Crop Progress and Condition
- Thursday at 7:30 a.m. Central – Export Sales Report
- Thursday at 11:00 a.m. Central – WASDE
- Thursday at 11:00 a.m. Central – Crop Production
- Thursday at 2:30 p.m. Central – Cotton-On-Call

One stop solution for all cotton related reports and information.

Visit <https://www.gujcot.com>. It's updated every day in real time.

You can view

- Gujarat Daily Spot Rate at 5:30 pm and Historical Data
- Gujarat Latest Pressing Report and Historical Data
- Daily Weather Report
- Cotton Advisory Board Balance sheet and Area, Production, Yield reports from cotton season 1991-1992 to 2017-2018 estimate available from Menu->Reports
- All Historical Gujcot Weekly Reports Menu->Reports
- All India Cotton Sowing data
- Gujarat Cotton Sowing District wise Report
- US Export Sales Report
- US Crop Progress Report
- China Cotton Auction Update
- International Cotton Indices and Spot Rates.
- USDA WASDE Report
- ICE Cotton On Call Report
- And All other National & International reports and upcoming events

Report Sponsors:

Click on Sponsor's Logo to visit Sponsor's Website



Axita Cotton Limited

Report prepared by

Milan Rajpara

Manager

Gujcot Trade Association