



GUJCOT TRADE ASSOCIATION

WEEKLY REPORT 19-Oct-2022

Market Movement from 14th Nov 2022 to 19th Nov 2022.

- NY December gained 300 points on Tuesday, but came down in last two days of the week due to poor US export sale and some technical resistance. Ultimately NY December lost 304 points during the week. Now NY March is front month for hedging. NY March-23 also lost 255 points during this week
- US export sale was very poor at just 25,000 bales. It seems at higher rate demand is very low. Poor Us export sale affected NY future sentiment.
- Indian cotton was highly volatile during this week, shankar-6 cotton touched 70,000 Rs. per candy and came back to same rate at 68,000 Rs. per candy.
- Arrival in India crossed one lakh bales a day.
- Trade is very slow due to huge disparity to ginner and spinners. Both stake holders are trying to minimize their losses.
- In next week Indian arrival may improve. Maharashtra and Telangana arrival are also expected to improve from next week.
- Indian basis is still very high. Very small demand in raw cotton and yarn from abroad.
- Hope for the situation to improve.



GUJCOT TRADE ASSOCIATION

WEEKLY REPORT 19-Oct-2022

Global

US Weekly Export Sales

- Net UPLAND sales of 25,100 RB for 2022/2023 were primarily for Taiwan (5,800 RB), China (5,700 RB), Turkey (4,800 RB, including decreases of 2,200 RB), Bangladesh (4,100 RB), and Vietnam (1,300 RB).
- Total net UPLAND sales of 8,100 RB for 2023/2024 were reported for Mexico.
- UPLAND Exports of 183,000 RB were primarily to China (88,800 RB), Pakistan (27,300 RB), Mexico (24,400 RB), Turkey (10,300 RB), and Bangladesh (7,200 RB).
- Total PIMA net sales 300 RB were for Slovenia.
- PIMA Exports of 800 RB were primarily to Vietnam (400 RB), China (200 RB), and Japan (100 RB).

US Export Sales	10-Nov-2022
Marketing Year 2022-23	
Upland Gross Sales	27,300
Cancellation	2,200
Net Upland Sales	25,100
PIMA Gross Sales	300
Cancellation	0
Net PIMA Sales	300
Total Gross Sales	27,600
Total Cancellation	2,200
Total Net Sales	25,400
Shipments	
UPLAND	183,000
PIMA	800
Total Shipment	183,800
Marketing Year 2023-24	
Net Upland Sales	8,100
Net PIMA Sales	0
Total Net Sales	8,100
All Figures in US Running Bale	



GUJCOT TRADE ASSOCIATION

WEEKLY REPORT 19-Oct-2022

Gujarat Spot Rate Weekly Changes						
Variety	Staple Length	Mic.	12-11-2022	19-11-2022	Change	Change (in Per.)
					W/W	W/W
Shankar 6	29mm	3.8	69,000	68,050	-950	-1.40%
V-797	13% Trash		53,550	54,750	1,200	2.19%
MCX Spot Rate			32,630	33,100	470	1.42%
USD-INR Exchange			80.79	81.68	0.89	1.09%

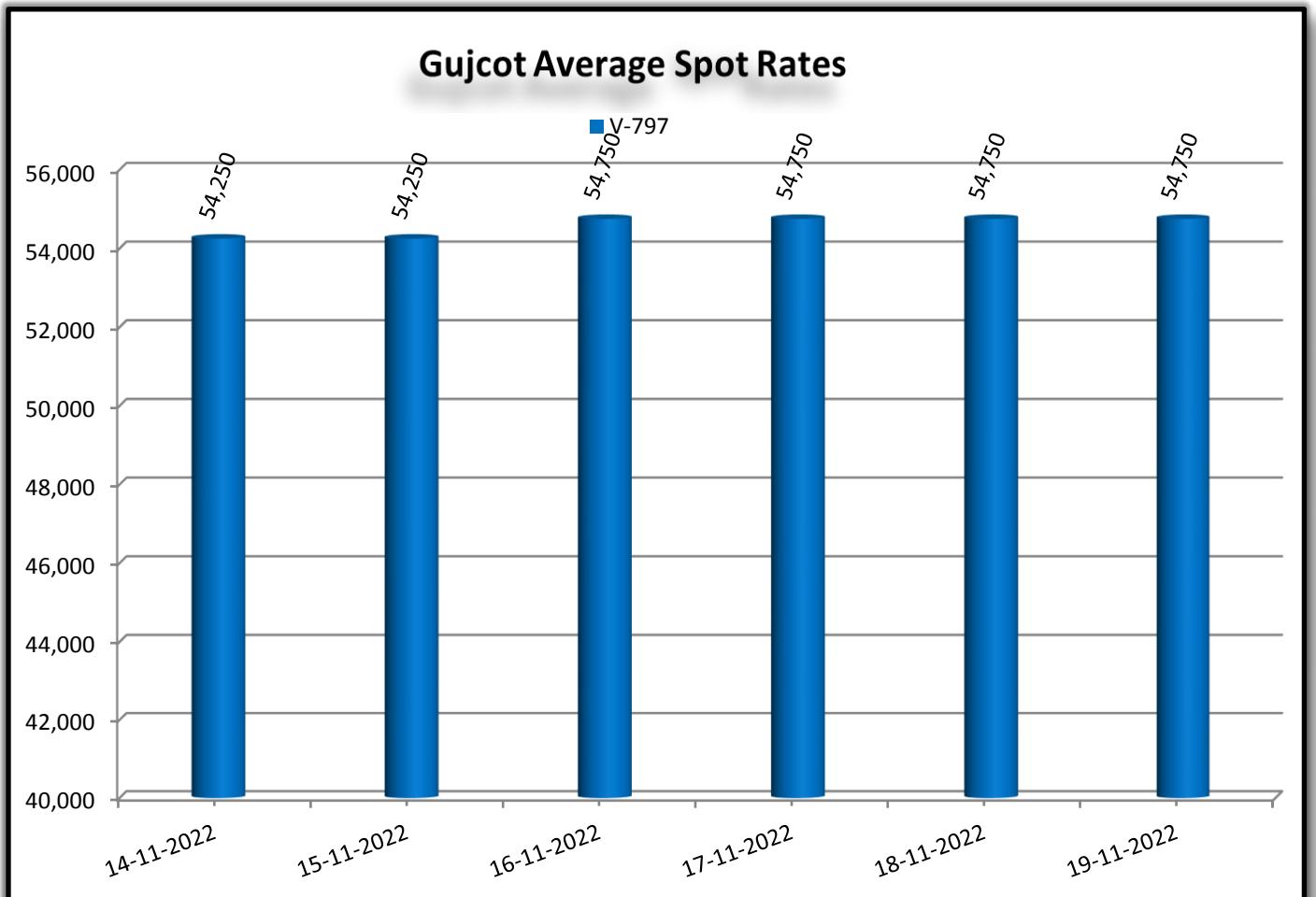
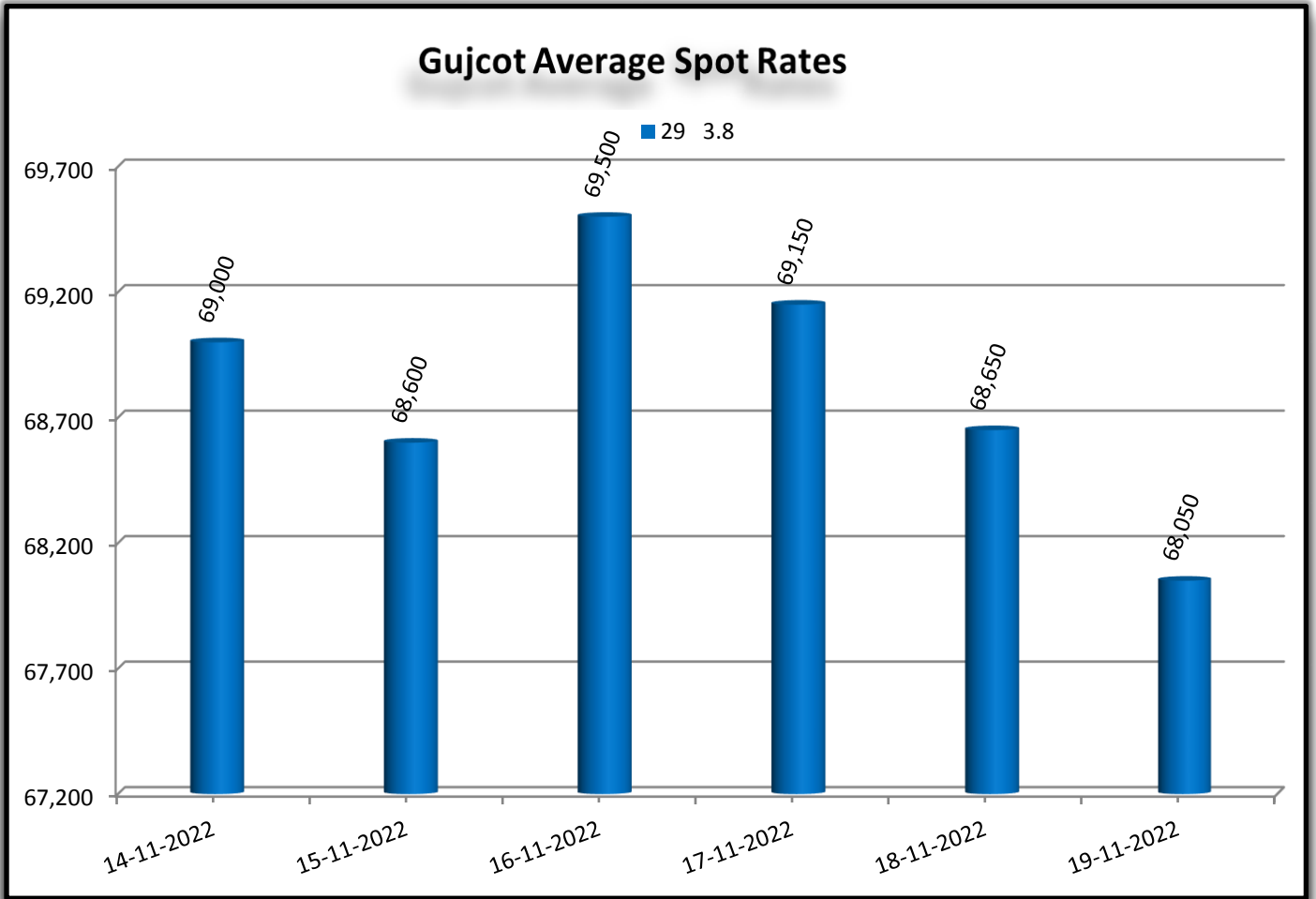
Average Rate of Last week					
Variety	Staple Length	Mic.	Price Range		Average Of 6 Days
			Low	High	
Shankar 6	29	3.8	68,050	69,500	68,825
Shankar 6	28.5	3.7	No Quote	No Quote	No Quote
Shankar 6	28	3.6	No Quote	No Quote	No Quote
Shankar 6	27	3.2	No Quote	No Quote	No Quote
Shankar 6	26	3.0	No Quote	No Quote	No Quote
V-797	13% Trash		54,250	54,750	54,583
MCX Spot Rate			33,040	33,400	33,173
USD Exchange Rate			81.09	81.68	81.44

Rate Of Last Week				
Date	29 3.8	V-797	MCX Spot Rate	USD-INR Exchange
14-11-2022	69,000	54,250	33,240	81.26
15-11-2022	68,600	54,250	33,040	81.09
16-11-2022	69,500	54,750	33,160	81.29
17-11-2022	69,150	54,750	33,400	81.65
18-11-2022	68,650	54,750	33,100	81.68
19-11-2022	68,050	54,750	33,100	81.68



GUJCOT TRADE ASSOCIATION

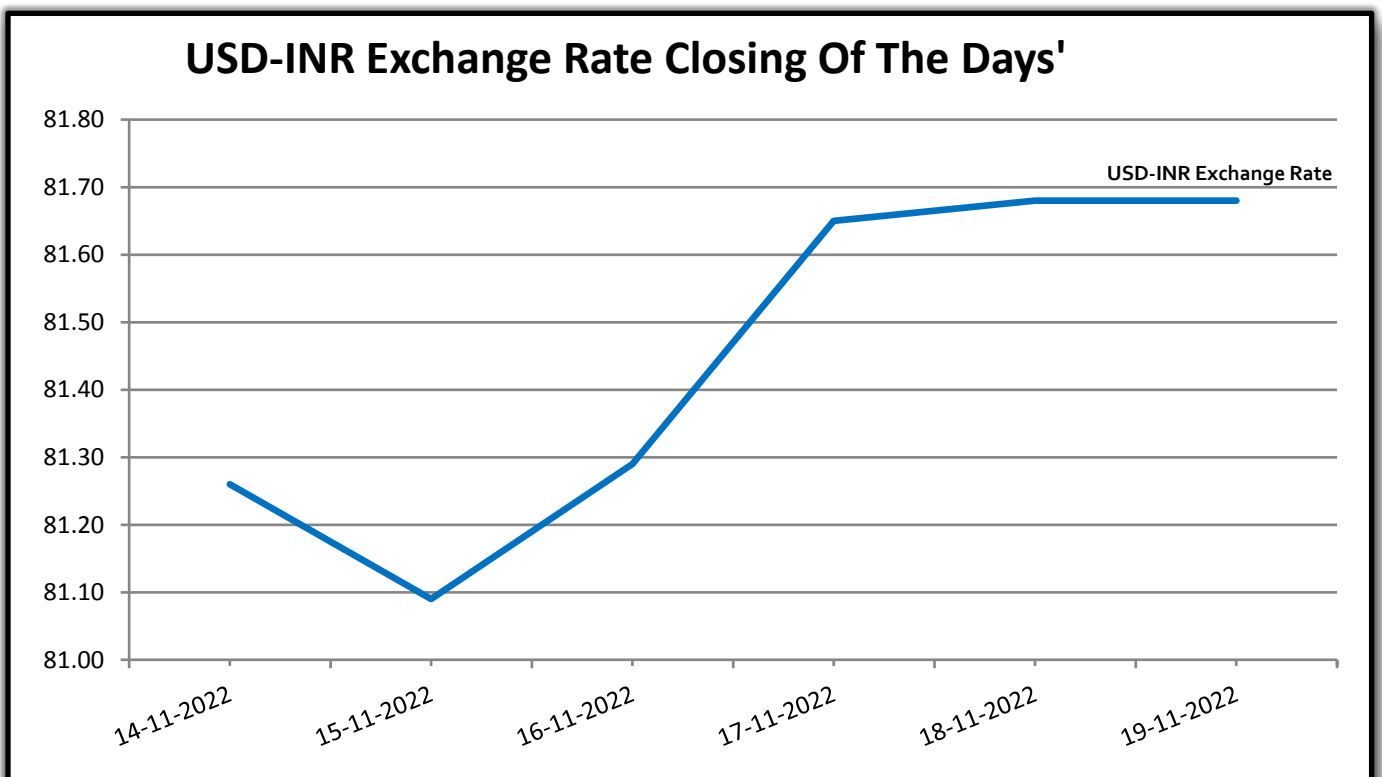
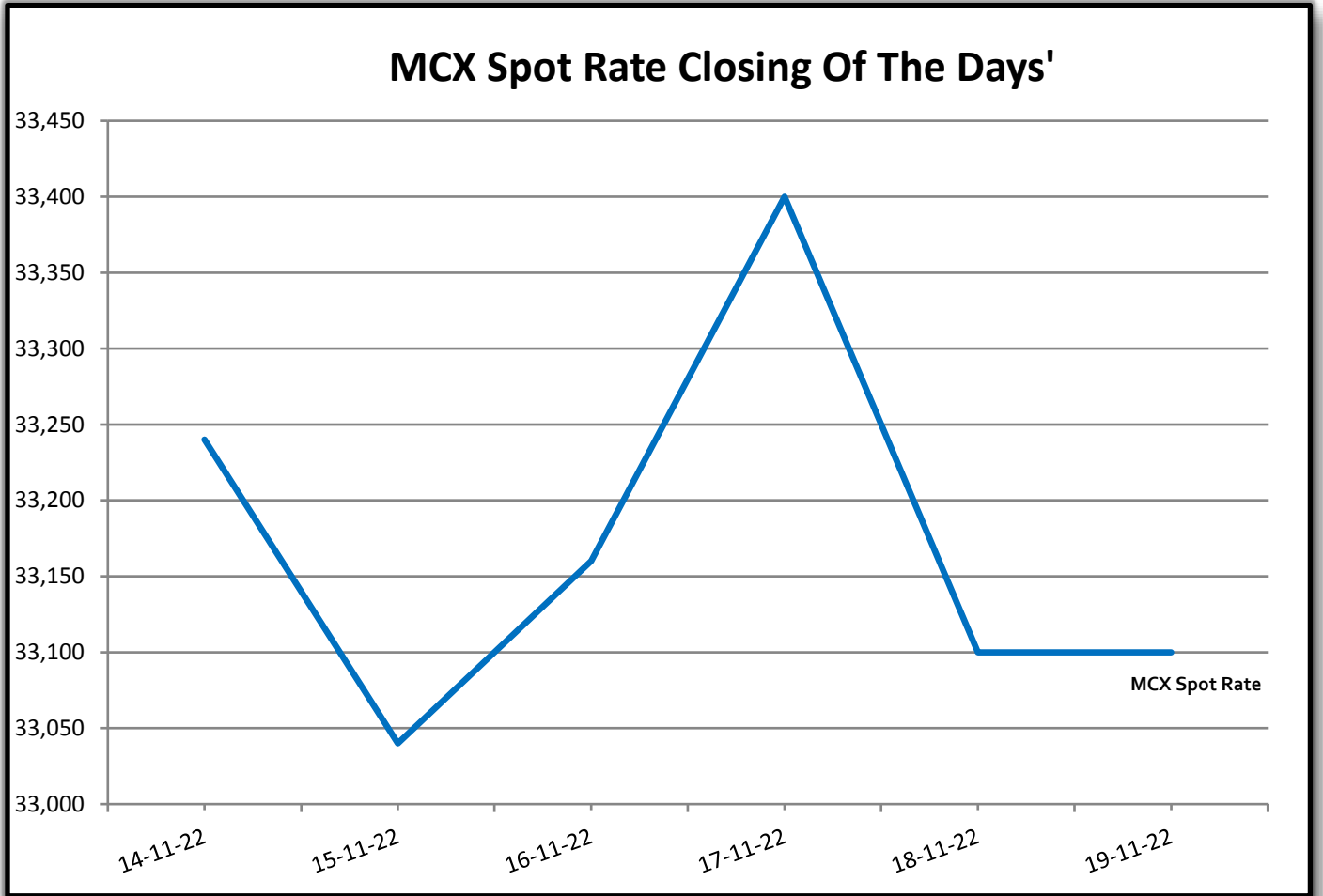
WEEKLY REPORT 19-Oct-2022





GUJCOT TRADE ASSOCIATION

WEEKLY REPORT 19-Oct-2022

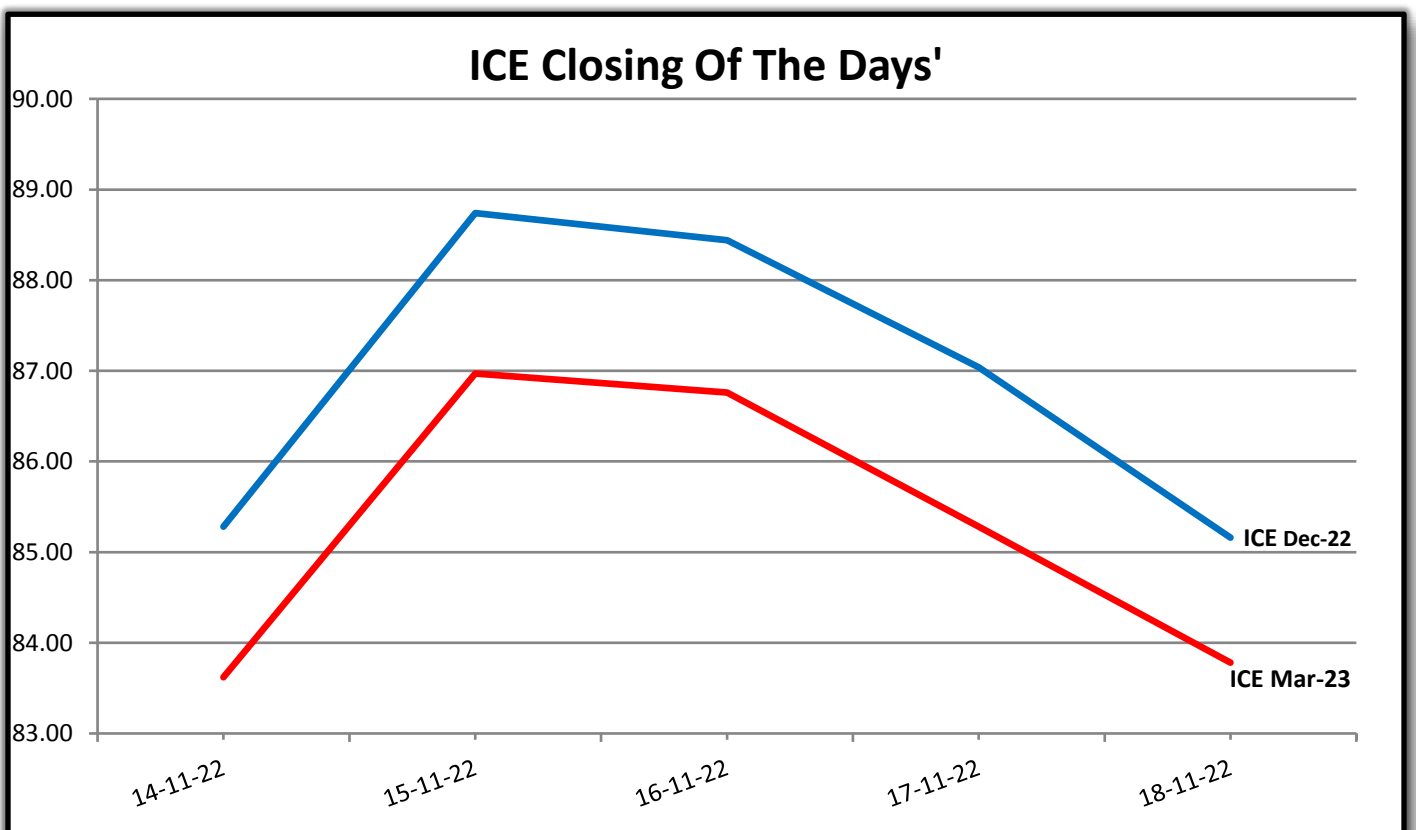
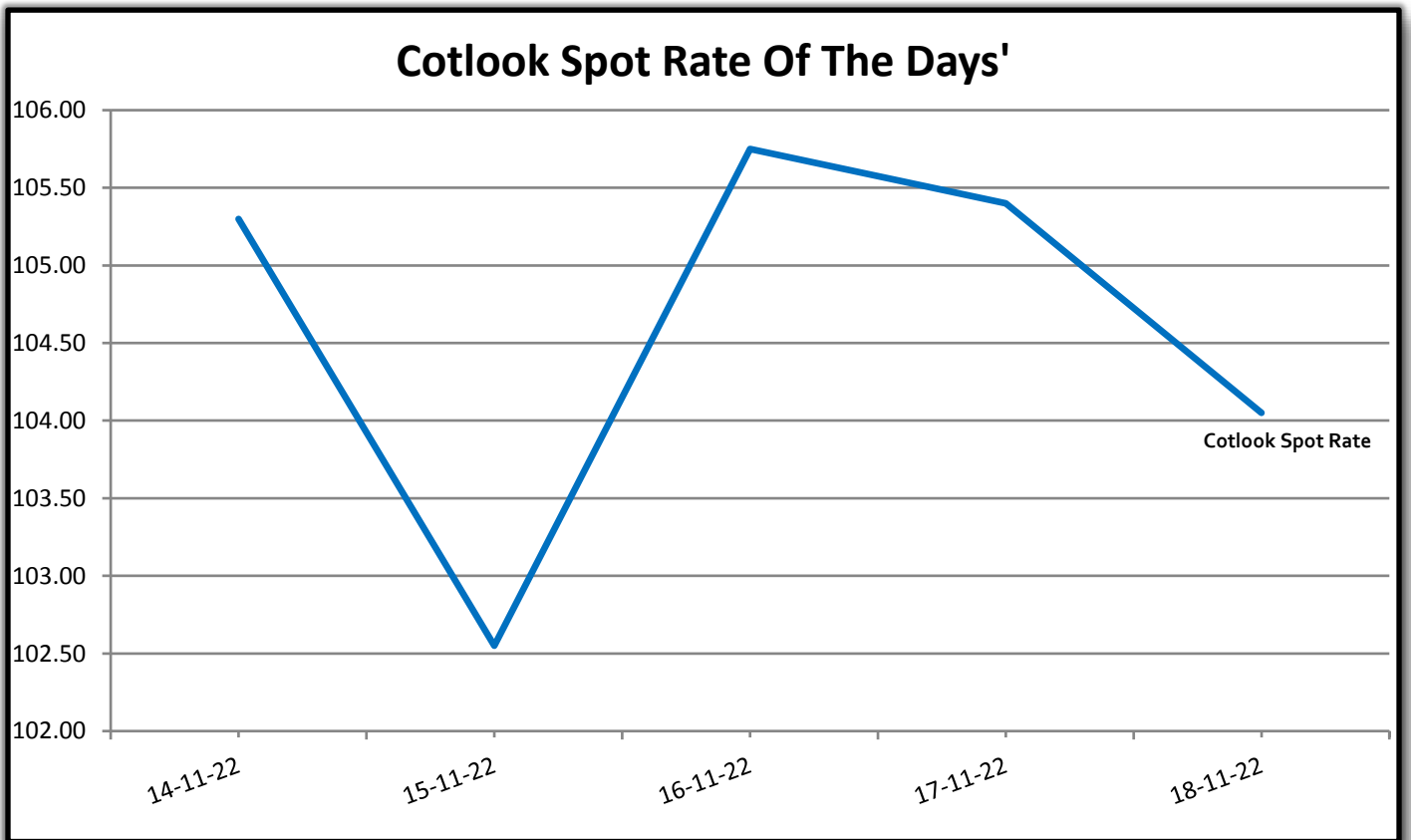




GUJCOT TRADE ASSOCIATION

WEEKLY REPORT 19-Oct-2022

Foreign Indices			
Date	Cotlook	ICE	
	Spot Rate	Dec-22	Mar-23
14-11-2022	105.30	85.28	83.62
15-11-2022	102.55	88.74	86.97
16-11-2022	105.75	88.44	86.76
17-11-2022	105.40	87.04	85.28
18-11-2022	104.05	85.16	83.78

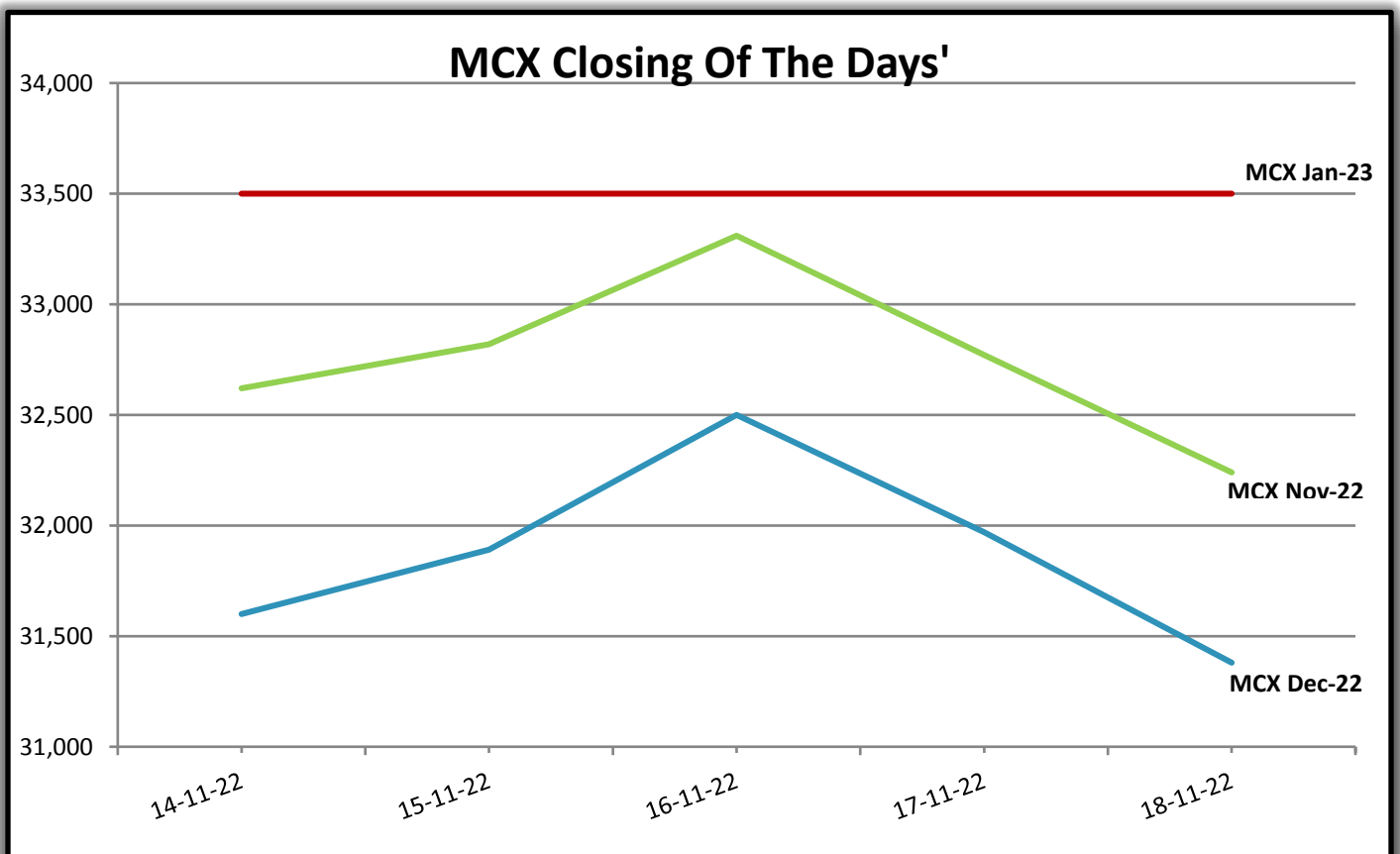
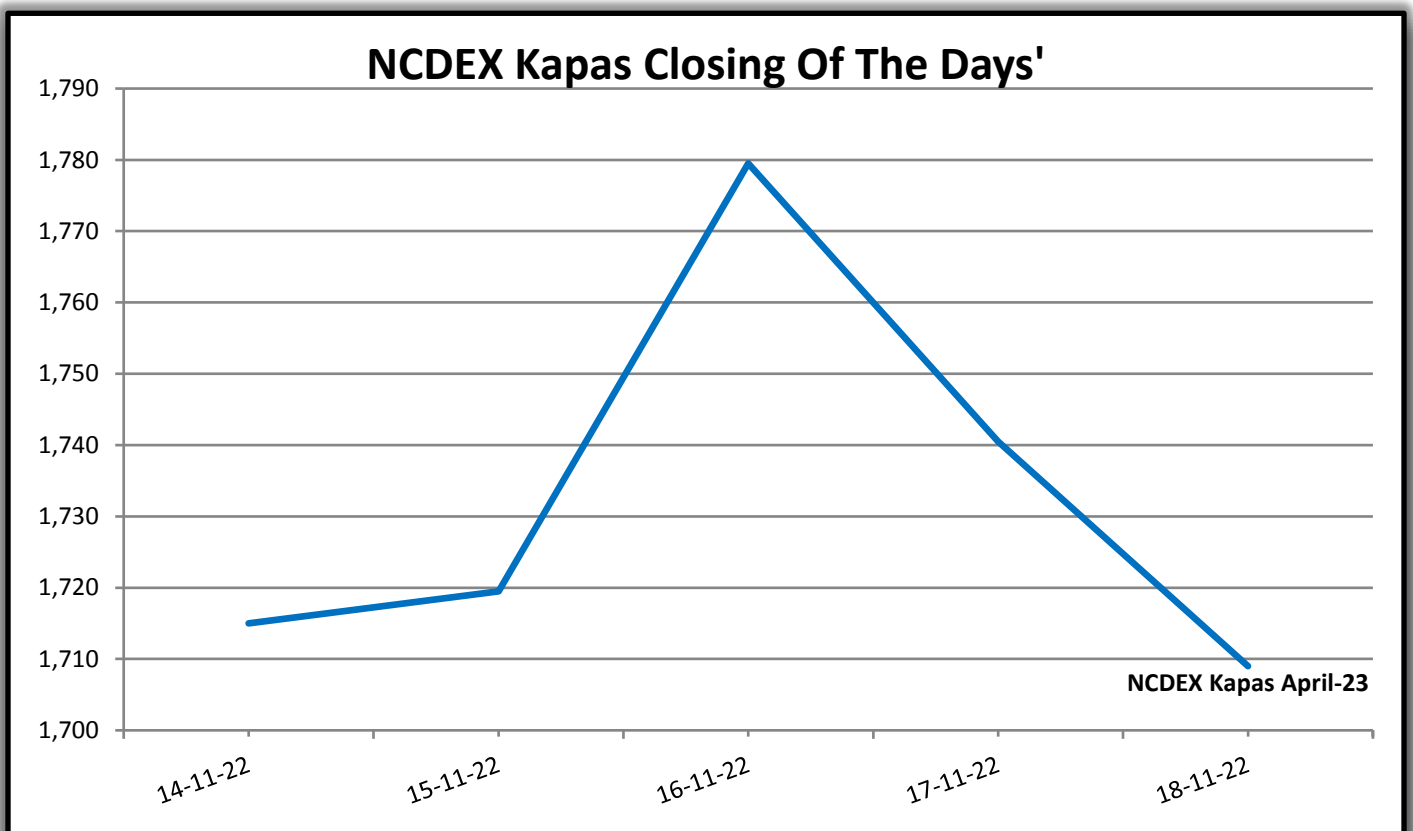




GUJCOT TRADE ASSOCIATION

WEEKLY REPORT 19-Oct-2022

Indian Indices				
Date	NCDEX Kapas	MCX		
	April	Nov-22	Dec-22	Jan-23
14-11-2022	1715.00	32,620	31,600	33,500
15-11-2022	1719.50	32,820	31,890	33,500
16-11-2022	1779.50	33,310	32,500	33,500
17-11-2022	1740.50	32,770	31,970	33,500
18-11-2022	1709.00	32,240	31,380	33,500



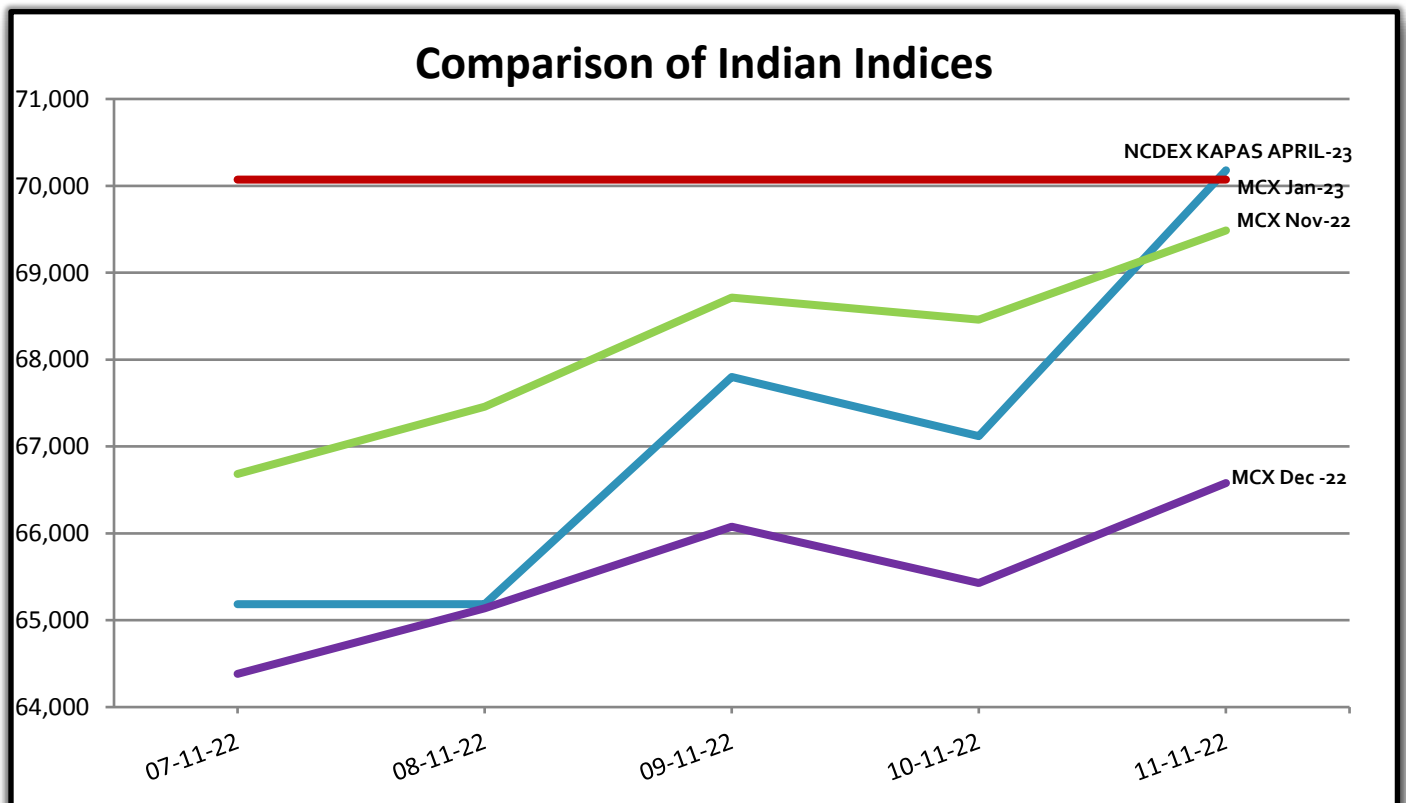


GUJCOT TRADE ASSOCIATION

WEEKLY REPORT 19-Oct-2022

Indian Indices in Candy Rate				
Date	NCDEX Kapas	MCX		
	April	Oct-22	Nov-22	Dec-22
14-11-2022	68,270	68,231	66,098	70,072
15-11-2022	68,505	68,650	66,704	70,072
16-11-2022	71,643	69,675	67,980	70,072
17-11-2022	69,603	68,545	66,872	70,072
18-11-2022	67,956	67,436	65,638	70,072

Remark :- For NCDEX Kapas we have taken seed rate 700/20 Kg to convert in Candy.

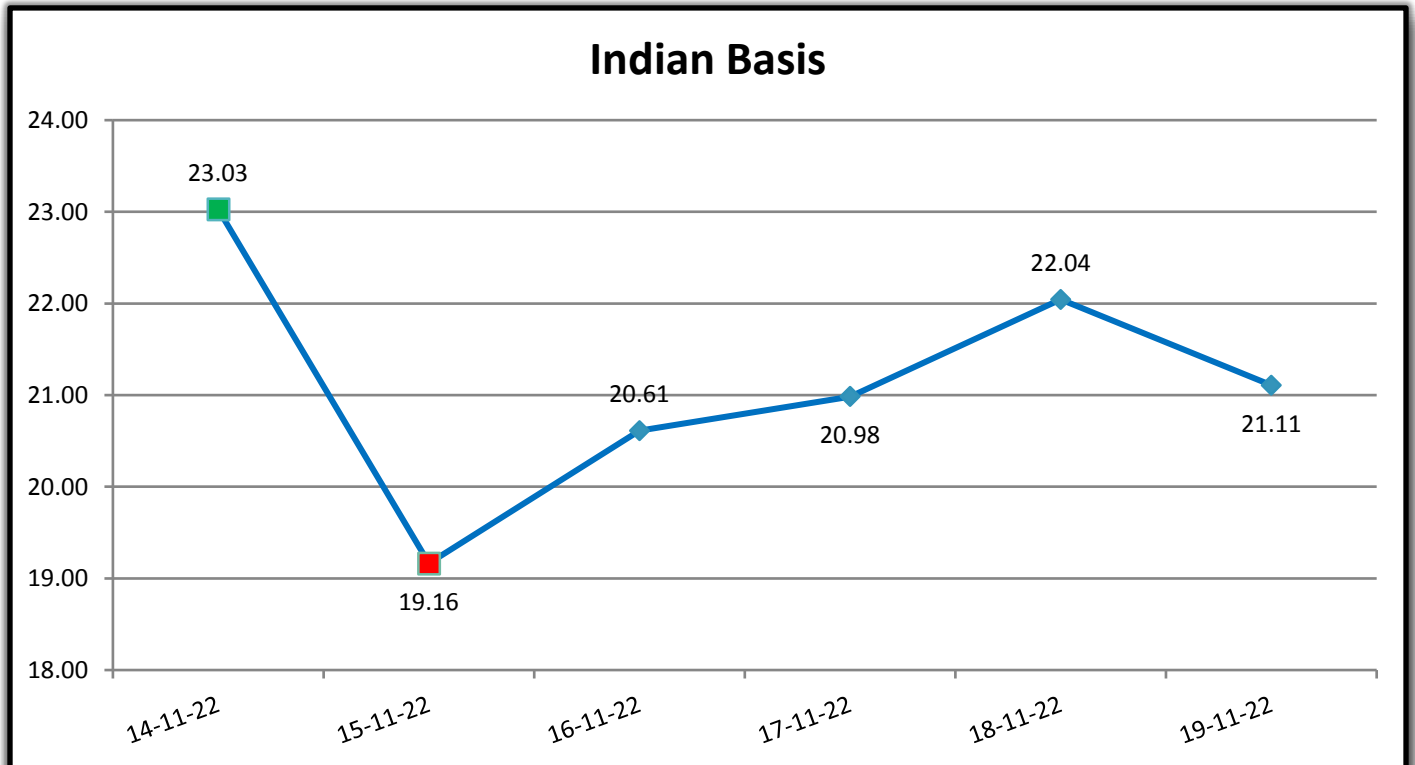




GUJCOT TRADE ASSOCIATION

WEEKLY REPORT 19-Oct-2022

Indian Basis					
DATE	29 MM	USD-INR	CENTS/LB	ICE DEC	BASIS
14-11-2022	69,000	81.26	108.31	85.28	23.03
15-11-2022	68,600	81.09	107.90	88.74	19.16
16-11-2022	69,500	81.29	109.05	88.44	20.61
17-11-2022	69,150	81.65	108.02	87.04	20.98
18-11-2022	68,650	81.68	107.20	85.16	22.04
19-11-2022	68,050	81.68	106.27	85.16	21.11





GUJCOT TRADE ASSOCIATION

WEEKLY REPORT 19-Oct-2022

IN THE WEEK AHEAD

- Friday at 2:30 p.m. Central – Commitments of Traders
- Monday at 3:00 p.m. Central – Crop Progress and Condition
- Thursday at 7:30 a.m. Central – Export Sales Report
- Thursday at 11:00 a.m. Central – WASDE
- Thursday at 11:00 a.m. Central – Crop Production
- Thursday at 2:30 p.m. Central – Cotton-On-Call

One stop solution for all cotton related reports and information.

Visit <https://www.gujcot.com>. It's updated every day in real time.

You can view

- Gujarat Daily Spot Rate at 5:30 pm and Historical Data
- Gujarat Latest Pressing Report and Historical Data
- Daily Weather Report
- Cotton Advisory Board Balance sheet and Area, Production, Yield reports from cotton season 1991-1992 to 2017-2018 estimate available from Menu->Reports
- All Historical Gujcot Weekly Reports Menu->Reports
- All India Cotton Sowing data
- Gujarat Cotton Sowing District wise Report
- US Export Sales Report
- US Crop Progress Report
- China Cotton Auction Update
- International Cotton Indices and Spot Rates.
- USDA WASDE Report
- ICE Cotton On Call Report
- And All other National & International reports and upcoming events

Report Sponsors:

Click on Sponsor's Logo to visit Sponsor's Website



**SHYAM GROUP
OF COMPANIES**



"eCotton - domestic"-Mobile Application

Cotton Bales Trading Platform

For Ginners, Spinners, Traders, Exporters & Brokers



Report prepared by

Milan Rajpara

Manager

Gujcot Trade Association