



Gujcot Trade Association

Weekly Report

Market Movement from 07TH May 2018 to 12TH May 2018

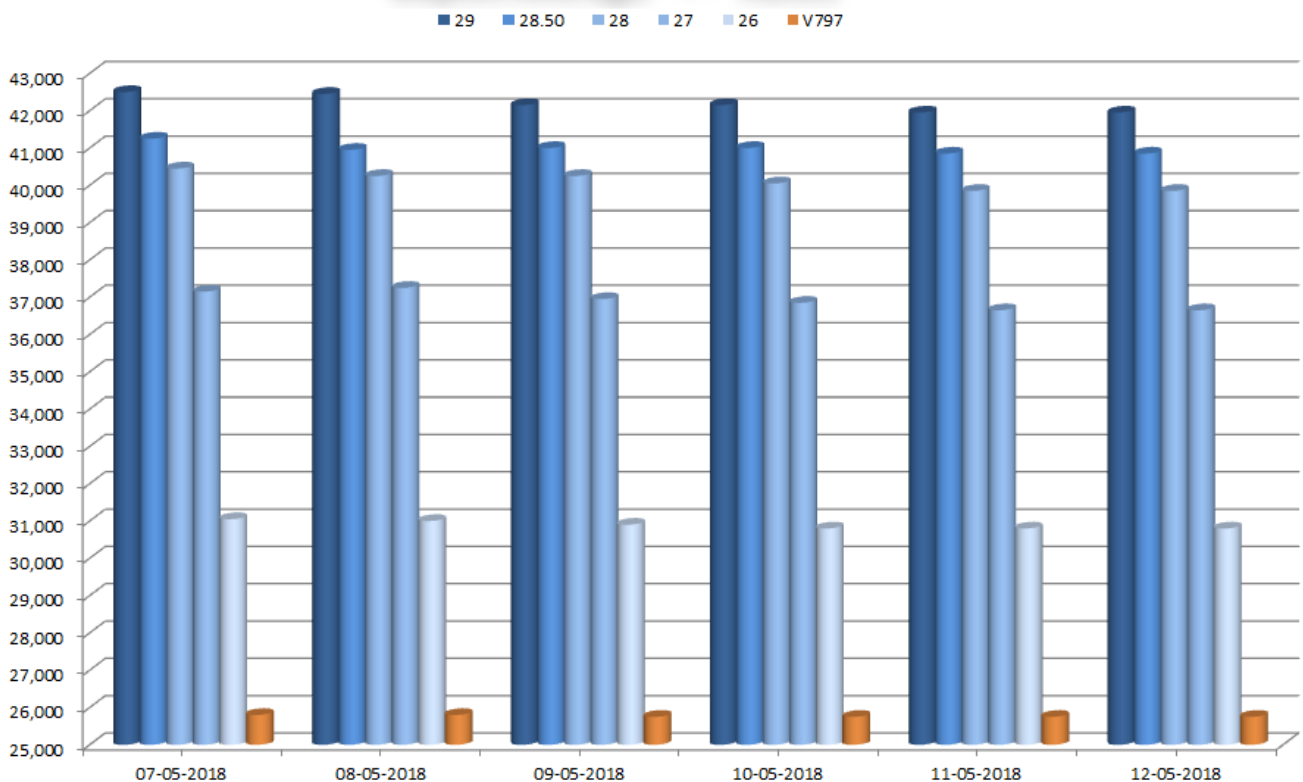
- Gujarat cotton prices of 29 mm remained between 41,950 to 42,500 Rs./Candy.
- Out state arrival was low and local arrival also decline.
- All India arrivals remain daily 60,000 to 65,000 bales. With limited arrivals ginners are willing to close factory.
- At the global market, US Weekly export Sales continued at fast pace. Upland 1,93,000 and PIMA 3,400 for current year and 2,28,600 Upland and 300 PIMA for next year was sold and Total Shipments rose to 5,20,800 consisting 5,10,500 for Upland and 10,300 for PIMA.
- NY July future w/w loss 2.28 cents.
- Export demand is good.
- On Thursday USDA presented WASDE report for 2017-18 and for next year 2018-19. USDA Estimated India's 2018-19 Crop at 364.8 Lakh Bales of 170 Kgs and has kept 2017-18 Crop at 364.8 Lakh Bales of 170 Kgs. That report brought volatility in the future markets.

Average Rate Of Last week					
Variety	Staple Length	Mic.	Price Range		Average Of 6 Days
			Low	High	
Shankar 6	29	3.8	41,950	42,500	42,192
Shankar 6	28.5	3.7	40,850	41,250	40,983
Shankar 6	28	3.6	39,850	40,450	40,117
Shankar 6	27	3.2	36,650	37,250	36,917
Shankar 6	26	3	30,800	31,050	30,892
V-797	13% Trash		25,750	25,800	25,767
MCX Spot Rate			20,110	20,270	20,163
USD Exchange Rate			67.07	67.33	67.24

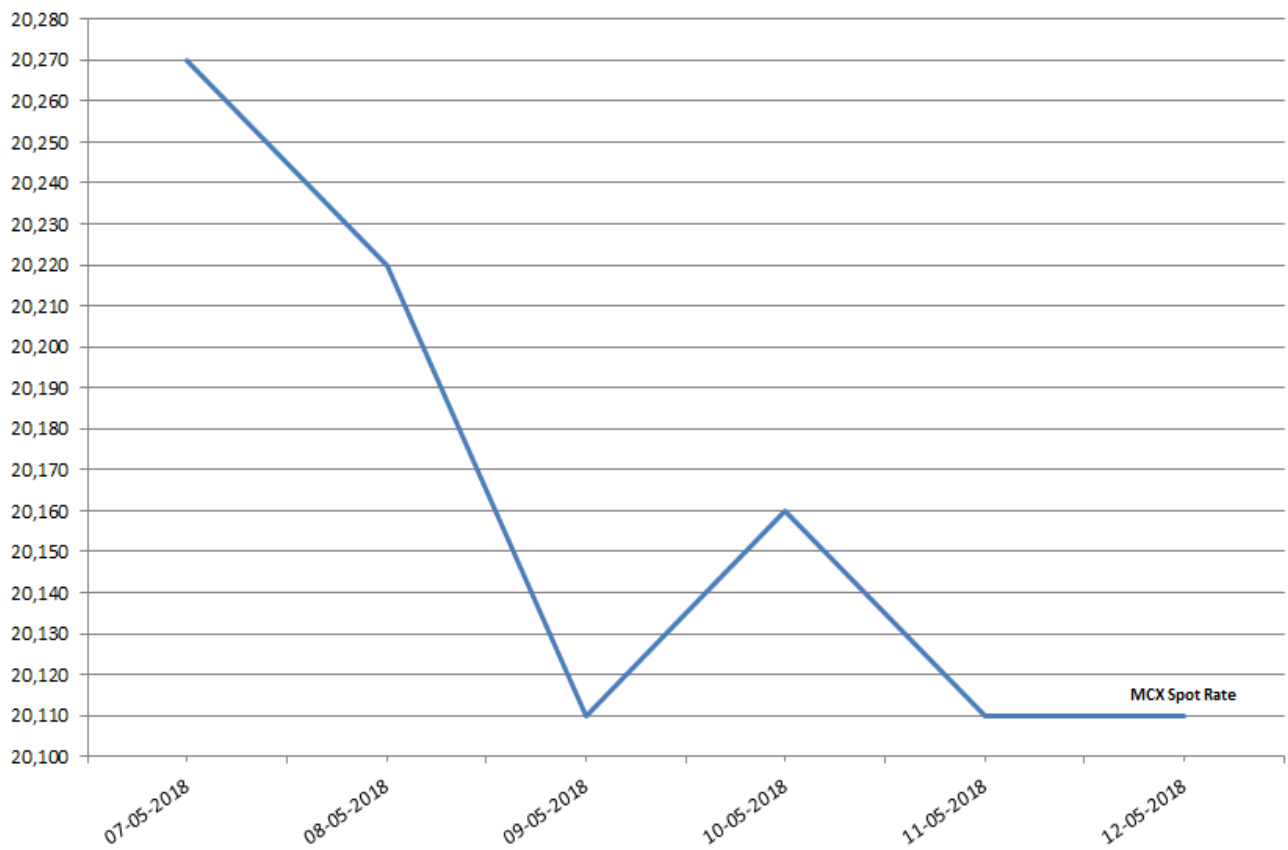
Rate Of Last Week

Date	29 3.8	28.5 3.7	28 3.6	27 3.2	26 3.0	V-797	MCX Spot Rate	USD-INR Exchange
07-05-2018	42,500	41,250	40,450	37,150	31,050	25,800	20,270	67.14
08-05-2018	42,450	40,950	40,250	37,250	31,000	25,800	20,220	67.07
09-05-2018	42,150	41,000	40,250	36,950	30,900	25,750	20,110	67.26
10-05-2018	42,150	41,000	40,050	36,850	30,800	25,750	20,160	67.32
11-05-2018	41,950	40,850	39,850	36,650	30,800	25,750	20,110	67.32
12-05-2018	41,950	40,850	39,850	36,650	30,800	25,750	20,110	67.33

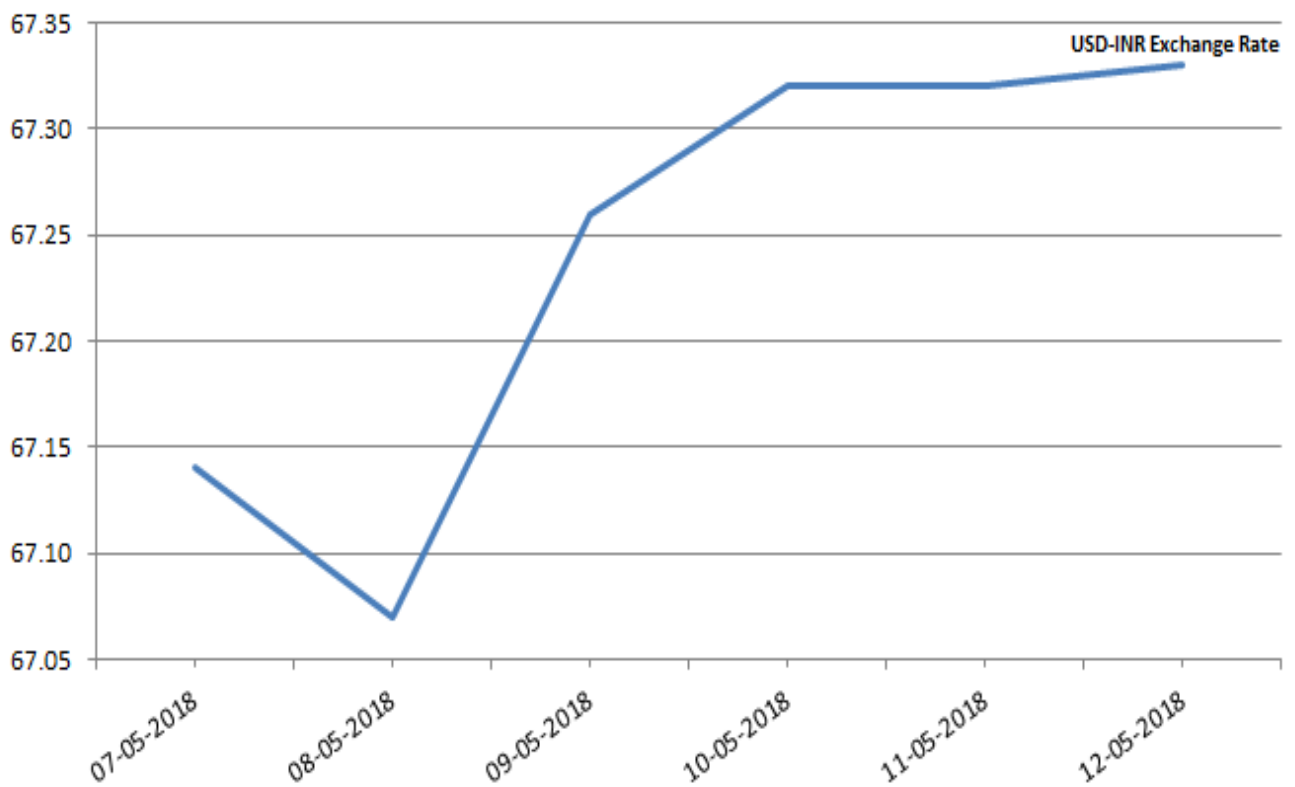
Gujcot Average Spot Rates



MCX Spot Rate Closing Of The Days'

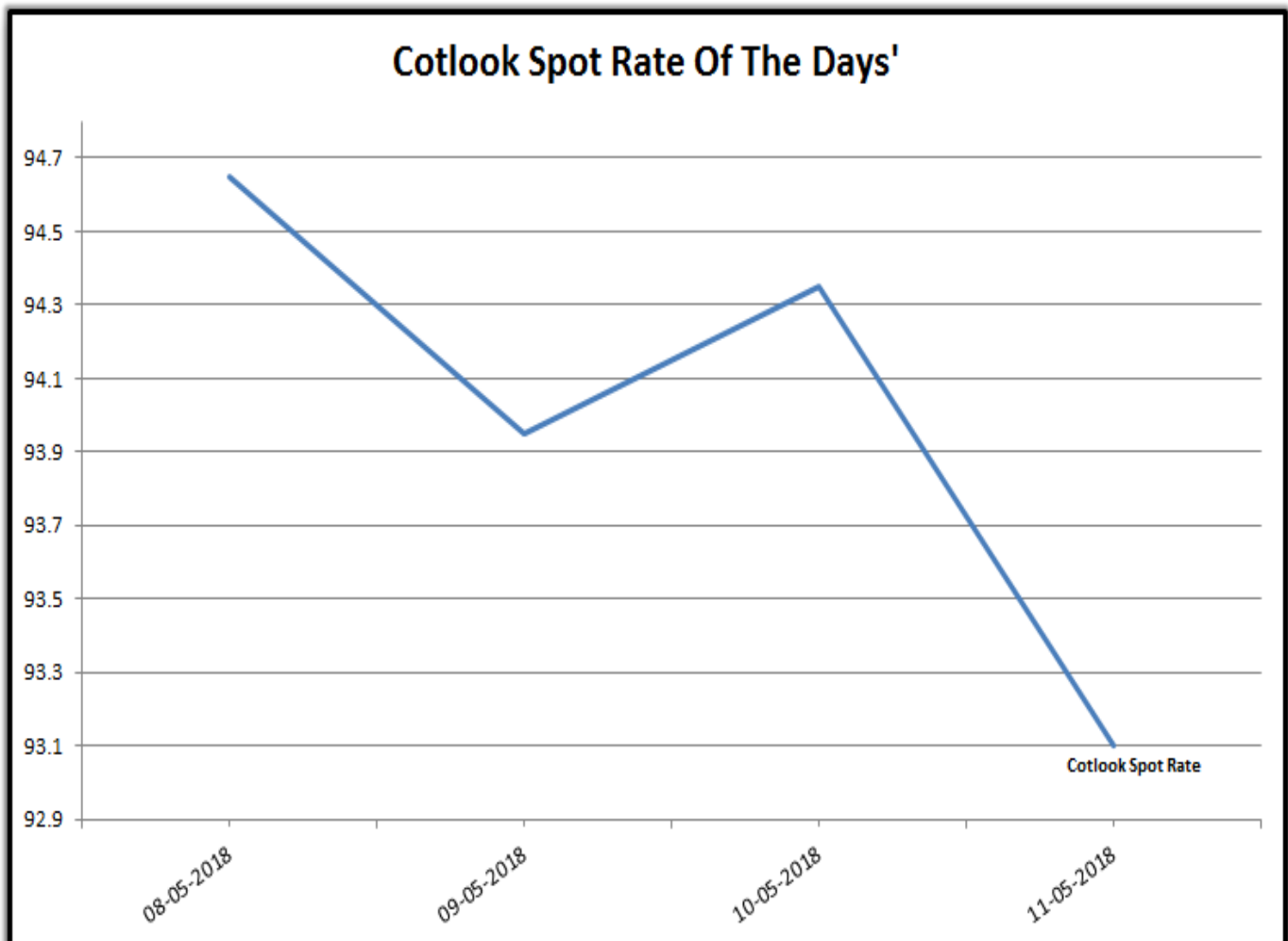


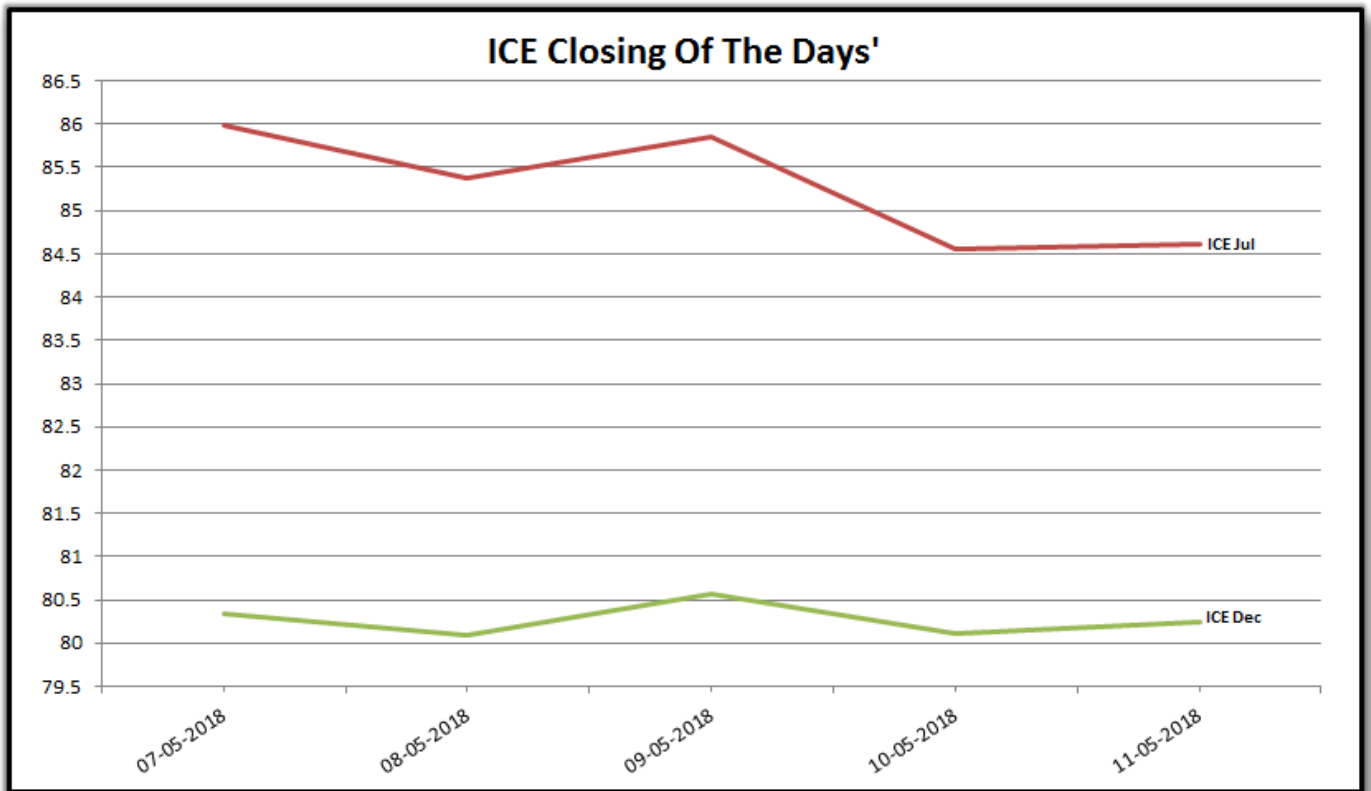
USD-INR Exchange Rate Closing Of The Days'



Foreign Indices

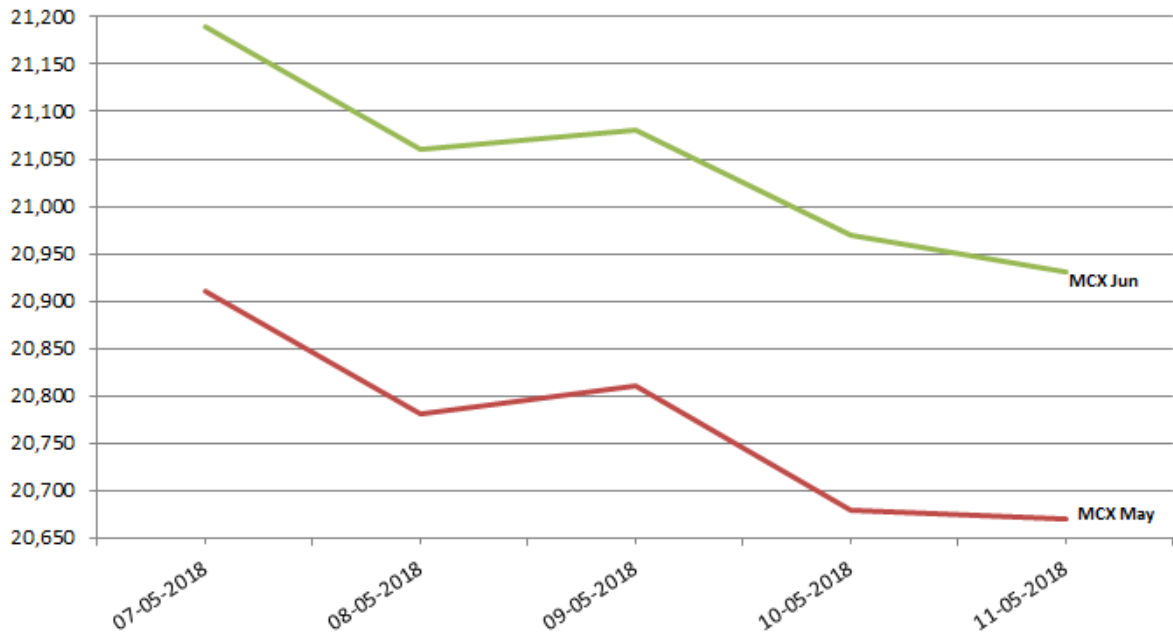
	Cotlook	ICE	
Date	Spot Rate	Jul	Dec
07-05-2018		85.99	80.33
08-05-2018	94.65	85.38	80.1
09-05-2018	93.95	85.86	80.56
10-05-2018	94.35	84.56	80.11
11-05-2018	93.10	84.62	80.24





Indian Indices		
	MCX	
Date	May	Jun
07-05-2018	20,910	21,190
08-05-2018	20,780	21,060
09-05-2018	20,810	21,080
10-05-2018	20,680	20,970
11-05-2018	20,670	20,930

MCX Closing Of The Days'



Report prepared by

Kalpesh Patel

Manager

Gujcot Trade Association