



Gujcot Trade Association

Weekly Report

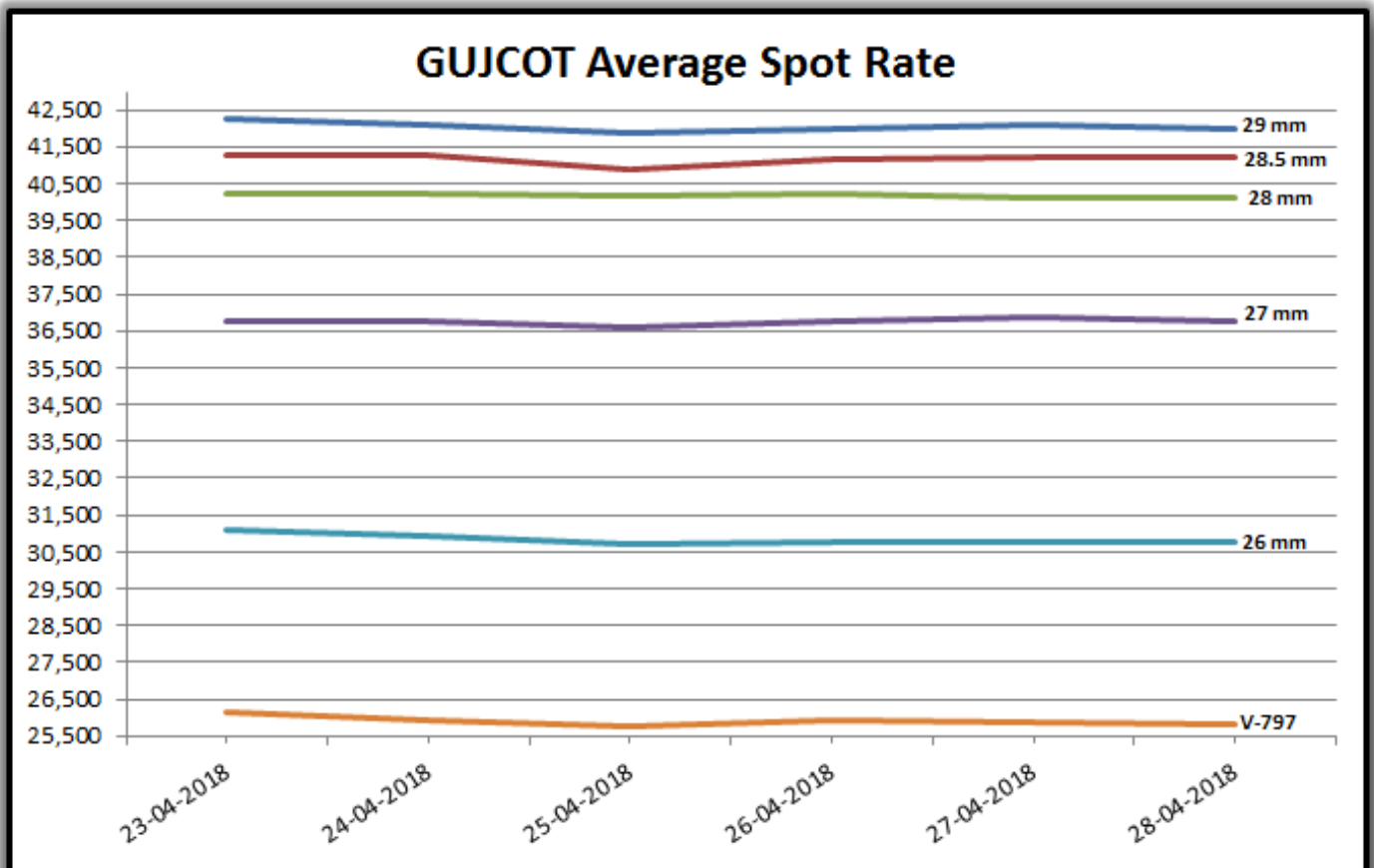
Market Movement from 23rd April 2018 to 28th April 2018

- Gujarat cotton prices of 29 mm remained between 41,850 to 42,250 Rs/Candy.
- During this week arrivals have slows down.
- Cottonseed and Cottonseed oil cake rate were remained under pressure, buyer was absent from market. Which cause huge disparity to ginners.
- Now remaining Kapas in stronger hands of Farmers so rate will remain steady to firm.
- ICE futures was volatile and was 3% down on Wednesday and again 3% up on Thursday.
- Despite huge ups and down in foreign futures Indian physical Prices remains steady
- At Global level– U.S. Export sales was handsome 3,12,000 for current year and 2,59,300 for next year.
- Indian bases are attractive so demand of Indian Cotton from abroad continues.

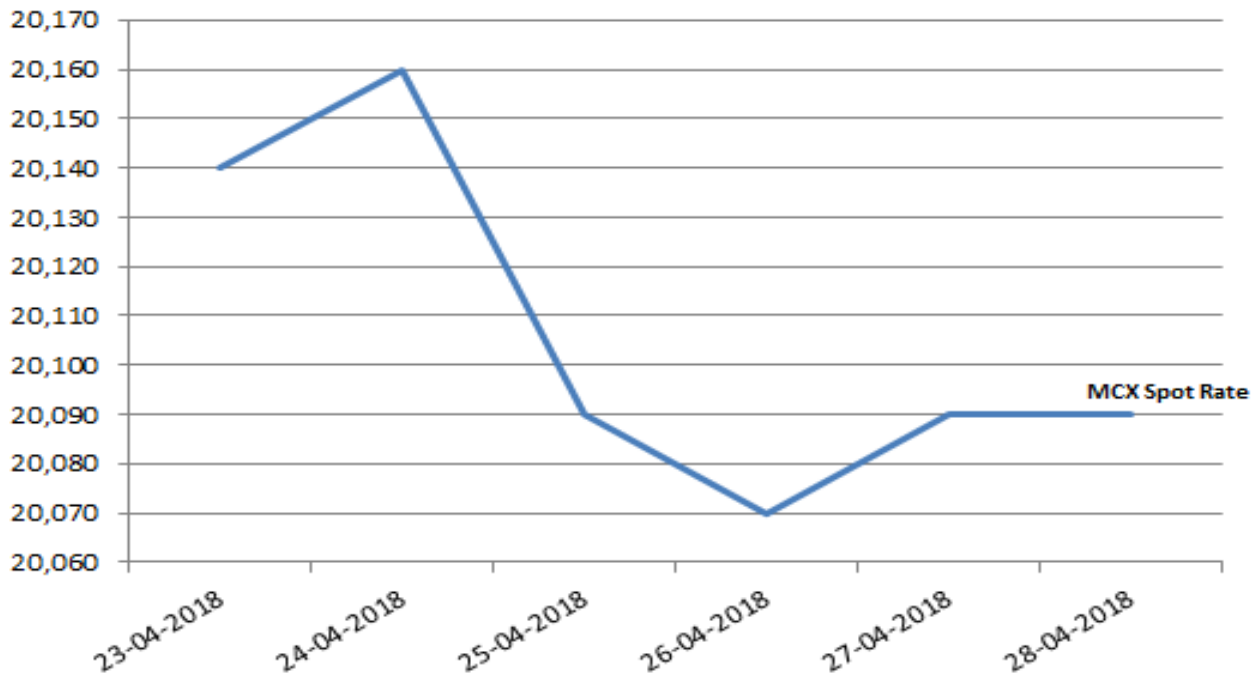
Average Rate Of This week					
Variety	Staple Length	Mic.	Price Range		Average Of 6 Days
			Low	High	
Shankar 6	29	3.8	41,850	42,250	42,050
Shankar 6	28.5	3.7	40,900	41,250	41,075
Shankar 6	28	3.6	40,100	40,250	40,175
Shankar 6	27	3.2	36,600	36,850	36,725
Shankar 6	26	3	30,700	31,100	30,900
V-797	13% Trash		25,750	26,150	25,950
MCX Spot Rate			20,070	20,160	20,115
USD Exchange Rate			66	67	67

Rate Of Last Week

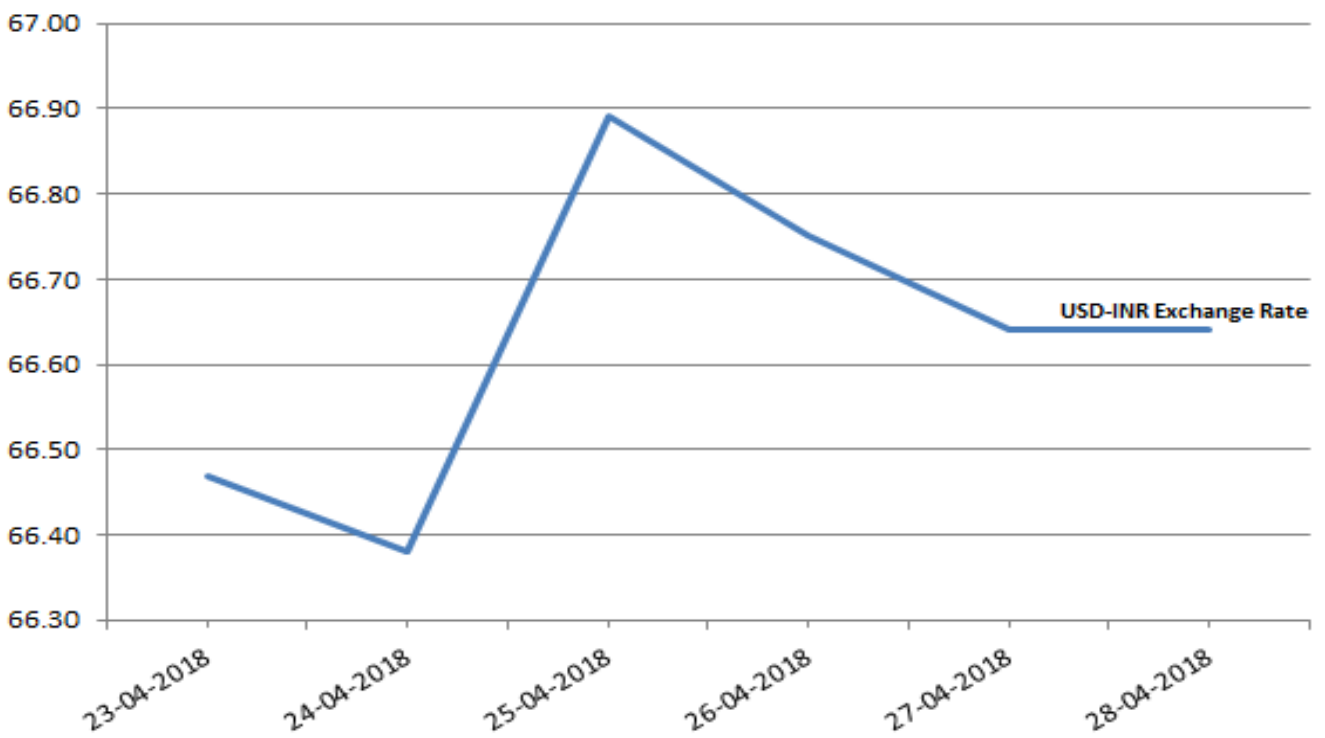
Date	29 3.8	28.5 3.7	28 3.6	27 3.2	26 3.0	V-797	MCX Spot Rate	US Exchange
23-04-2018	42,250	41,250	40,250	36,750	31,100	26,150	20,140	66.47
24-04-2018	42,100	41,250	40,250	36,750	30,950	25,950	20,160	66.38
25-04-2018	41,850	40,900	40,150	36,600	30,700	25,750	20,090	66.89
26-04-2018	42,000	41,150	40,200	36,750	30,750	25,950	20,070	66.75
27-04-2018	42,100	41,200	40,100	36,850	30,750	25,850	20,090	66.64
28-04-2018	42,000	41,200	40,100	36,750	30,750	25,800	20,090	66.64



MCX Spot Rate Closing Of The Days'



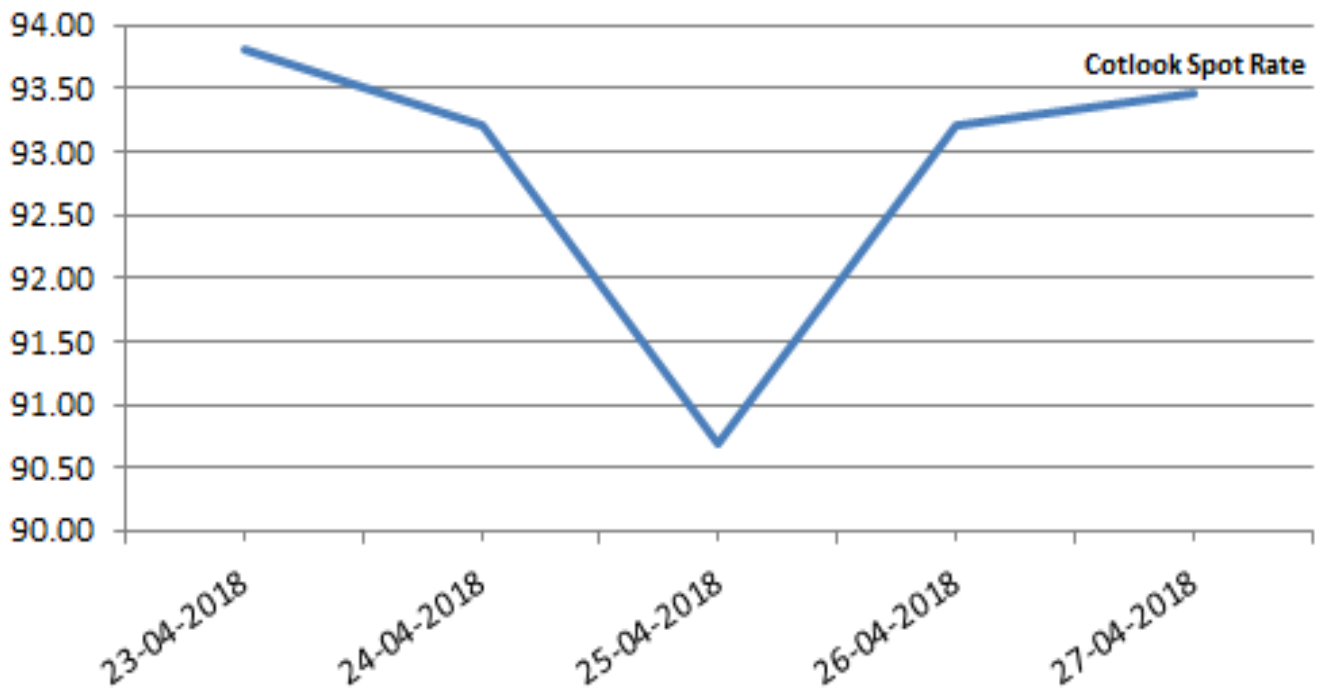
USD-INR Exchange Rate Closing Of The Days'

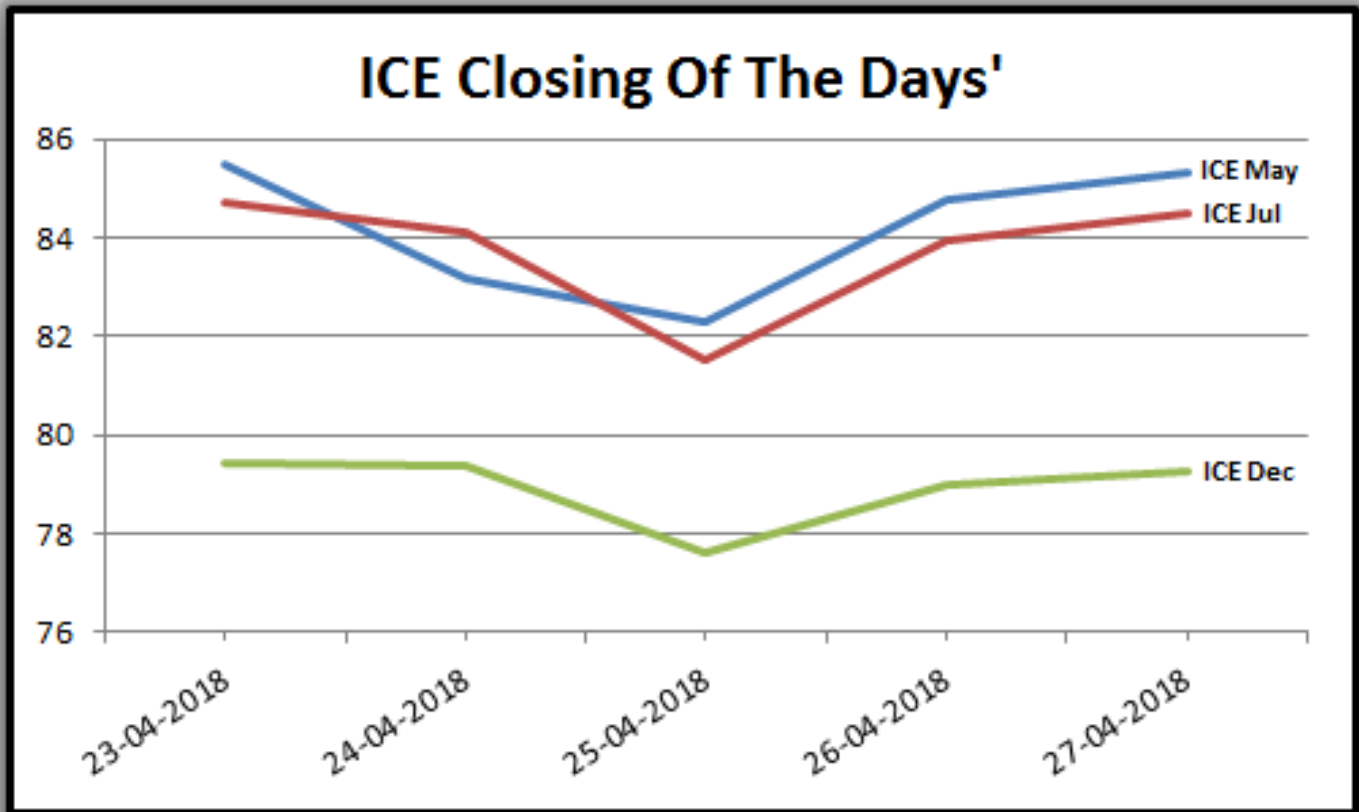


Foreign Indices

	Cotlook	ICE		
Date	Spot Rate	May	Jul	Dec
23-04-2018	93.80	85.47	84.73	79.43
24-04-2018	93.20	83.19	84.12	79.35
25-04-2018	90.70	82.26	81.51	77.59
26-04-2018	93.20	84.76	83.94	78.99
27-04-2018	93.45	85.33	84.51	79.27

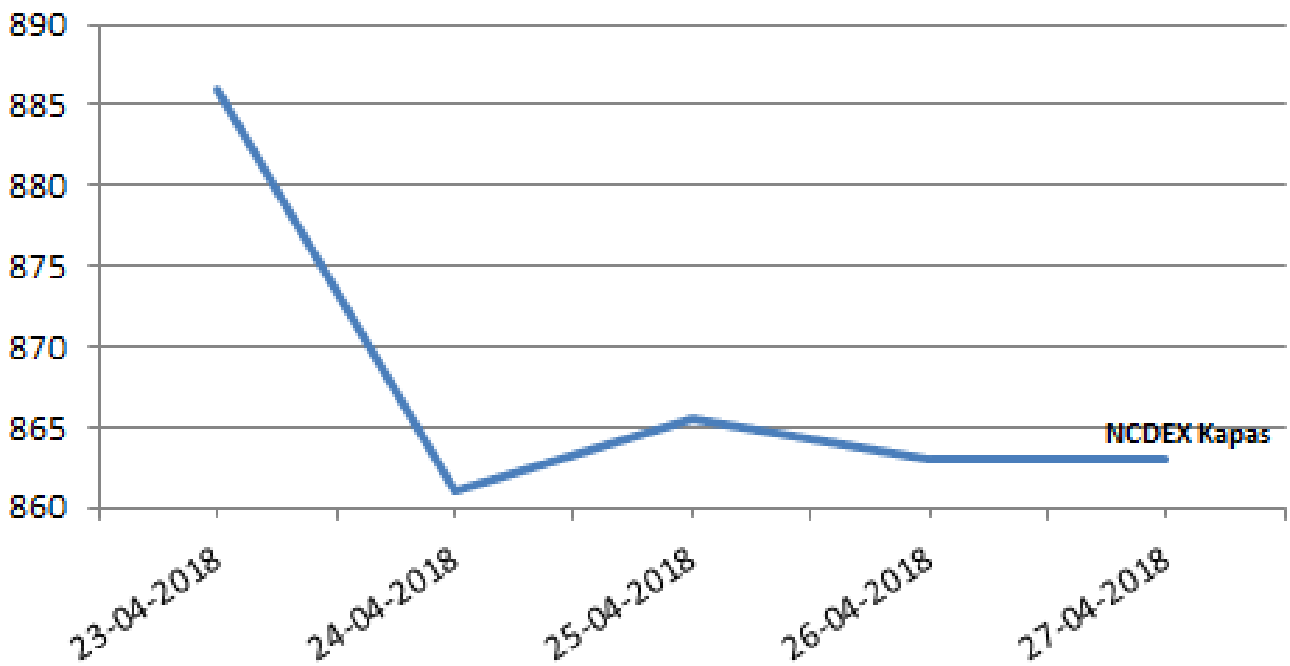
Cotlook Spot Rate Of The Days'



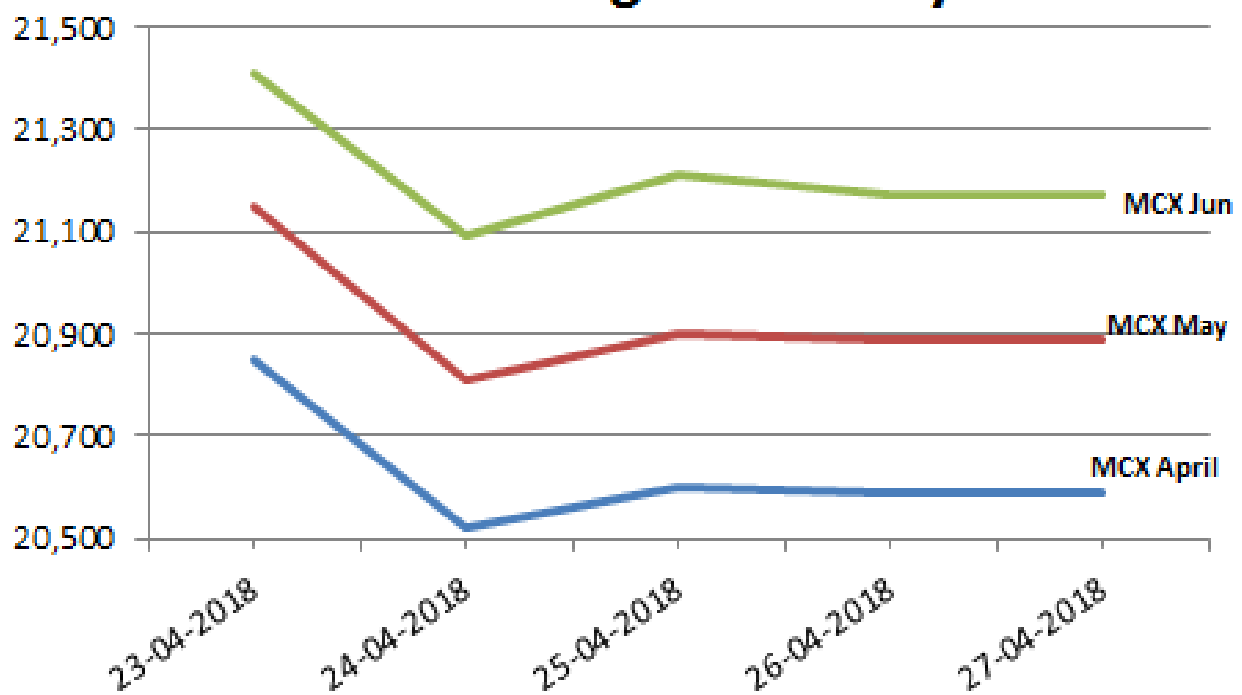


Indian Indices				
	NCDEX	MCX		
Date	Kapas	April	May	Jun
23-04-2018	886	20,850	21,150	21,410
24-04-2018	861	20,520	20,810	21,090
25-04-2018	865.5	20,600	20,900	21,210
26-04-2018	863	20,590	20,890	21,170
27-04-2018	863	20,590	20,890	21,170

NCDEX Kapas Closing Of The Days'



MCX Closing Of The Days'



Report prepared by

Kalpesh Patel

Manger

Gujcot Trade Association